















You *Can* Uke!

Give us ninety minutes and ten dollars. We'll:

-  Loan you a uke to use during the workshop
-  Show you how to hold and strum a ukulele
-  Explain G-C-E-A Tuning (My Dog Has Fleas)
-  Teach you 5 chords - C, C7, Am, F, and G7.
-  Practice switching between chords
-  Play (and sing) some tunes
-  Give you a handout to take home for further reference

Other workshop topics covered

-  Types of ukulele --Soprano, Concert, Tenor, Baritone
-  Parts of a ukulele
-  How to buy a ukulele
-  Sources for finding ukulele music
-  Local strumming groups

Two options: Monday, Sept. 12 from 1:00 – 2:00 p.m.

Or, Thursday, Sept. 29 from 1:00 – 2:00 p.m.

Call 270-4290 to register and pay.

