

Hints on ways to reduce & recycle

General

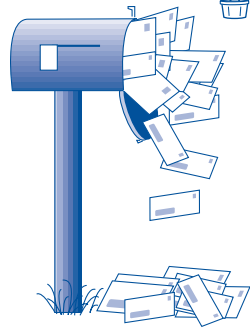
- Always use both sides of paper (think "scrap paper").
- Recycle when you're away from home too.
- Get your kids involved, they'll think it's fun!

Shopping

- Buy in bulk.
- Buy concentrates.
- Remember, convenience products often cost and waste more!
- Buy products in larger sized packages.
- Buy only what you can use up or share.



Unwanted Mail



- Write: "Please do not rent, sell, or give away my name and address!" when filling out promotions, orders, subscriptions, donations, credit applications and warranty cards.

- Ask to be removed from mailing lists; write to:

Mail Preference Service
P.O. Box 9008
Farmingdale, NY 11735-9008.

Holiday Gift Saving

- See additional publication:


*Be a Holiday Detective...
Make your own Reduction Deductions.*



Hints on ways to reduce & recycle


Used Oil

- Ask local service stations, automotive, quick oil change businesses or motor oil retailers if they will recycle your used motor oil.
- Look for signs in your community that say: "Recycle Used Oil Here".



Tires

- Maintain proper air pressure.
- Rotate tires regularly.
- Keep wheels aligned and balanced.
- When buying new tires, ask your dealer to keep or dispose of the old ones (may cost a small fee).



Appliances

- When buying a new appliance, ask the store to take your old one.
- Call your local government and ask if they have seasonal or designated pickup days. Check with local thrift stores or charities. If they want them, they may even pick them up.

Vehicle Batteries

- When buying a new battery, trade in or exchange your old one.



Hazardous Wastes

- See additional publications
 - Household HazWaste Management Guide*
 - Give Your Household Hazardous Waste a New Home.*

For more information, call:

Your landlord: (fill in yours)

Your hauler: (fill in yours)

Your local Responsible Unit:

The local unit of government that creates and enforces recycling ordinances for your area. (fill in yours)

DNR Regional Offices:

Eau Claire (715) 839-3700
Green Bay ... (920) 492-5800*
Madison (608) 275-3266
Milwaukee (414) 263-8500
Rhineland .. (715) 365-8900
Spooner (715) 635-2101



INTERNET: <http://>

BeSMART: www.uwm.edu/dept/besmart/
EcoWeb: ecosys.drdr.virginia.edu/
Envirolink Network: www.envirolink.org/
Environ\$en\$e: es.inel.gov/
Global Recycling Network: grn.com/grn/


A Tenant's Guide to Recycling & Waste Reduction




More than one million people currently live in apartments throughout Wisconsin.

They represent:

20% of the state's population,








or one out of every five citizens, creating almost...



700 thousand tons of garbage every year!






Wisconsin laws require you to recycle the following:

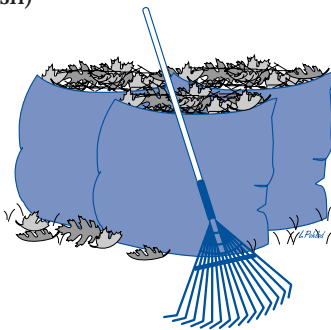
In bins at your apartment house:

-  Paper (e.g., newspaper, magazines & cardboard)
-  Glass jars and bottles (clear, brown, green)
-  Plastic containers (#1 & #2)
-  Aluminum cans
-  Steel/Tin cans



By separate collection or drop off

-  Yard waste (e.g., grass clippings, leaves, sticks & brush)
-  Motor oil
-  Tires
-  Vehicle batteries
-  Appliances



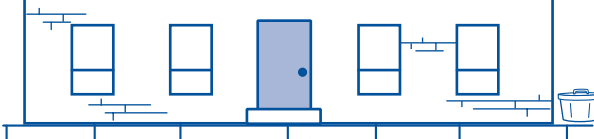
Note: Some communities are served by incinerators and have special provisions for recycling. Some communities recycle additional items. Check with local officials.

Your responsibilities

1. Separate recyclables from garbage in your home/apartment. If your apartment building's dumpsters contain recyclables, your waste hauler **can and will** stop collection!
2. Prepare recyclables so they are clean and free of contamination.
3. Attempt to reduce the amount of waste/garbage generated by practicing the *waste reduction* tips located within this publication.
4. Reuse products and containers as much as possible.
5. Notify recycling contact persons (see back panel) if apartments or businesses are not fulfilling their responsibilities.

If everyone in a 100 unit apartment or condominium complex recycled all of the items required by law, each month they would help the environment by:

- Producing** → 12,150 fewer pounds of trash
- Saving** → 9 cubic yards of landfill space
- Saving** → 2,796 kilowatts of electricity
- Preventing** → 26 pounds of air pollution



*Factoids found in EcoWeb.

Your landlord/owner's responsibilities

1. Provide adequate, separate containers for recyclables.
2. Arrange for the collection and transportation of recyclables to a recycling or processing facility.
3. Notify apartment residents in writing about your recycling program when they move in, and at least semi-annually, remind them about it.
4. Comply with local recycling ordinance requirements.






What's the bigger picture?


Recycling is a huge step towards conserving natural resources and landfill space. However, we can do more to help our environment. **We** need to think of recycling as one part of a bigger picture — *waste reduction*.

What is waste reduction?

It is a balance created by:

-  **reducing** wastes and toxins generated in manufacturing and shipping products, as well as in purchasing and use by consumers
-  **diverting** products and packaging out of the waste stream by **reusing** and **recycling**
-  **responding** with a change in buying habits

Reduce
Reuse
Recycle
Respond



Why should we practice waste reduction & recycling?

1. Conserve energy
2. Save natural resources
3. Prolong the life span of landfills
4. Reduce pollution
5. Help our economy by creating jobs
6. Reduce disposal costs of garbage
7. Save money
8. It's the law