




CITY OF FITCHBURG

SECTION 36 TOWNSHIP 6N RANGE 9E

Zoning Districts

	R-R; Rural Residential		R-D; Rural Development
	R-L; Low Density Residential		I-S; Specialized Industrial
	R-LM; Low to Medium Density Residential		I-G; General Industrial
	R-HA; Former R-4 Residential		PDD-GIP; Planned Development District - General Implementation Plan
	R-M; Medium Density Residential		PDD-SIP; Planned Development District - Specific Implementation Plan
	R-H; High Density Residential		P-R; Park and Recreation District
	B-P; Professional Business		A-T; Transitional Agriculture
	B-G; General Business		A-X; Exclusive Agriculture
	B-H; Highway Business		A-S; Small Lot Agriculture
			SC-NC; SmartCode - New Community

-  City Limits
-  Wellhead Protection Area
-  Section Corner

