

Important Note

Regarding the Monthly Treasurer Reports and Interim Financial Statements

The monthly treasurer reports presented to the Finance Committee and posted on the City's website are based on the interim financial records as of the time the report was created. Several accounting closing procedures are not completed until the end of the year and thus are not included in the interim reports. These monthly, interim reports are not updated for information known or recorded subsequent to the creation of the interim reports.

The City's annual audit report (Comprehensive Annual Financial Report) is available on the website at the following link: <http://www.fitchburgwi.gov/1998/Financial-Records-Reports>

**City of Fitchburg
Treasurer's Report of Cash and Investments
March 2019**

Account Type	Interest Rate	Maturity Date		
PARK BANK				
Business Int Checking	0.00%	NA		\$ -
Sweep Account	2.73%	NA	ICS*	\$ 7,255,127.15
Business Money Market	2.54%	NA		\$ 250,000.00
ICS account for MM	2.72%	NA	ICS*	\$ 7,207,158.59
Tax Collection Account	0.00%	NA		\$ -
ICS account for tax	2.98%	NA	ICS*	\$ 16.05
TOTAL:				\$ 14,712,301.79

*ICS - a type of account through Park Bank that allows for liquidity, full FDIC coverage, and pays a slightly higher interest than LGIP.

LOCAL GOVERNMENT INVESTMENT POOL				
LGIP #1	2.47%	NA		\$ 26,235,508.91
LGIP #7	2.47%	NA		\$ 983.72
LGIP #8	2.47%	NA		\$ 1,441,944.42
LGIP #9	2.47%	NA		\$ 4,751,227.65
TOTAL:				\$ 32,429,664.70

ASSOCIATED BANK (p.k.a Bank Mutual)				
CD - 36 Months	1.17%	3/7/2019	matured	\$ -
TOTAL:				\$ -

DANE COUNTY CREDIT UNION				
SAVINGS	0.00%	NA		\$ 5.00
CD - 36 Months	2.02%	12/16/2020		\$ 246,295.25
TOTAL:				\$ 246,300.25

FIRST BUSINESS BANK				
CD - 36 months	1.26%	4/28/2020		\$ 245,156.43
TOTAL:				\$ 245,156.43

HOME SAVINGS				
CD - 24 Months	2.60%	10/11/2020		\$ 246,000.00
TOTAL:				\$ 246,000.00

OAK BANK				
Money Market Savings	2.54%			\$ 244,098.03
CD - 36 Months	1.24%	9/30/2020		\$ 243,613.41
TOTAL:				\$ 487,711.44

STARION BANK				
CD - 30 Months	3.07%	3/17/2021		\$ 240,000.00
TOTAL:				\$ 240,000.00

SUMMIT CREDIT UNION				
Savings	0.00%			\$ 0.70
CD - 24 Months	3.00%	5/13/2021	withdrawl WIP	\$ 235,000.00
TOTAL:				\$ 235,000.70

TOWN BANK				
CD - 32 Months	2.96%	6/1/2021		\$ 210,570.04
TOTAL:				\$ 210,570.04

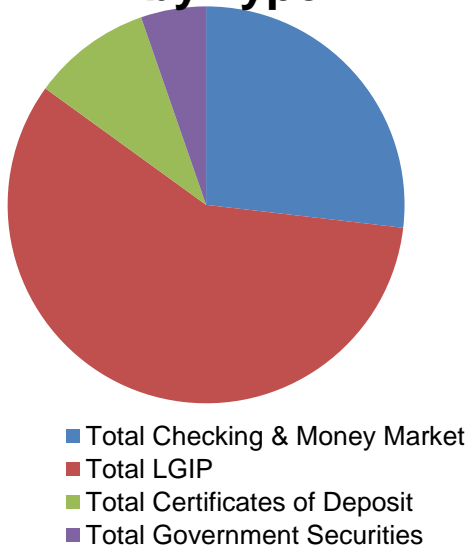
City of Fitchburg
 Treasurer's Report of Cash and Investments
 March 2019

Account Type	Interest Rate	Maturity Date		
WISCONSIN BANK AND TRUST				
CD - 22 Months	2.50%	1/3/2021		\$ 230,000.00
		TOTAL:	\$ 230,000.00	

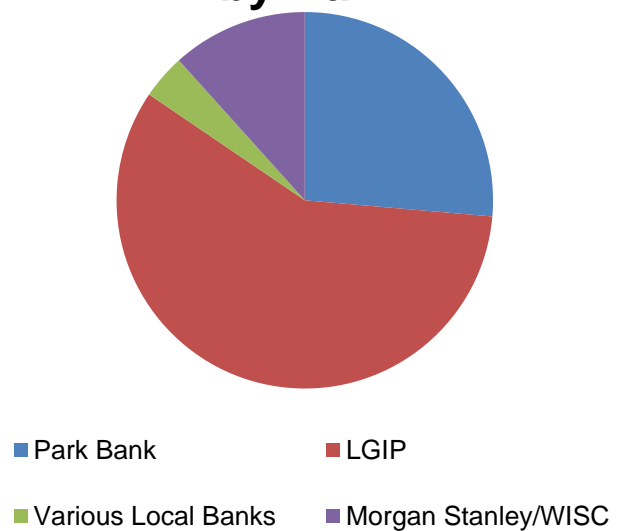
MORGAN STANLEY AND WISC				
MSSB Money Market Savings	0.00%	NA		\$ 0.00
WISC Cash Management Series	2.22%	NA		\$ 15.09
WISC Investment Series	2.39%	NA		\$ 21,332.67
WISC Government Securities	various	see report		\$ 2,964,000.00
WISC CDs	various	see report		\$ 3,320,800.00
MSSB CDs	0.31%	see report		\$ 200,000.00
BOOK VALUE, not including unrealized gain (loss) or accrued		TOTAL:	\$ 6,506,147.76	
			TOTAL	\$ 55,788,853.11

Total Checking & Money Market	26.85%	\$ 14,977,753.28
Total LGIP	58.13%	\$ 32,429,664.70
Total Certificates of Deposit	9.71%	\$ 5,417,435.13
Total Government Securities	5.31%	\$ 2,964,000.00
	100.00%	\$ 55,788,853.11

**Total Investments
by Type**



**Total Investments
by Bank**



City of Fitchburg
Balances Per Accounting Records
March 2019

<u>FUND</u>	<u>CASH & INVESTMENTS</u>
100 General Fund	\$ 12,907,779.51
200 Donation Fund	\$ 75,523.01
202 Park Fees pre Act 243	\$ 2,064,933.38
203 Park Fees post Act 243	\$ 37,373.28
207 Cable/FACTv	\$ 321,139.76
213 Refuse & Recycling	\$ 1,197,235.00
223 Beat Patrol OT	\$ (1,875.17) (h)
225 CEDA	\$ 758,417.72
226 Affordable Housing Fund	\$ 84,940.22
227 Cemetery	\$ 48,265.21
250 Library	\$ 1,707,432.16
300 Debt Service	\$ 2,184,532.13
300 Debt Service - 2017 Debt Proceeds	\$ 181,765.83
300 Debt Service - 2018 Debt Proceeds	\$ 0.01
400 Capital Projects - General	\$ 7,000,294.87
400 Capital Projects - Fire Impact Fees	\$ - (a)
400 Capital Projects - Unspent Donations	\$ 5,403.20
400 Capital Projects - Debt Proceeds	\$ 5,987,731.95 (e)
404 TID 4 - FTC, Agora, FTC II/Uptown	\$ 3,513,216.65 (f)
406 TID 6 - Orchard Pointe/Arrowhead	\$ 8,172,978.67
409 TID 9 - Sub Zero	\$ 87,318.80 (b)
410 TID 10 - North Fish Hatchery	\$ 35,216.83 (b)
411 TID 11 - @Edge Live/Work	\$ 3,196.32 (b)
412 TID 12 - Promega	\$ 2,546.37 (b)
413 TID 13 - Uptown	\$ 1,706.82 (b)
602 *Water Utility	\$ 3,881,236.78
602 *Water - Water Impact Fees	\$ 614,944.00
603 *Sewer Utility	\$ 1,428,048.48
604 *Stormwater Utility (SUD)	\$ 2,359,002.98
700 Technology Fund	\$ 262,422.98 (c)
710 *Risk Management/Insurance	\$ 76,929.51 (d)
800 Tax Collection Agency Fund	\$ (46,792.22) (g)
	\$ 54,952,865.04
Deposit in Transit ()	\$ (44,515.71)
misc reconciling items	\$ (107.87)
adjustments- DIT (TRIP Pymts, etc)	\$ (2,088.81)
Outstanding Checks	\$ 882,700.46
	\$ 55,788,853.11

(a) - Fire impact fee collections applied to the construction of the new fire stations in June 2017 & December 2018.

(b) - An advance from the General Fund was issued to avoid a negative cash balance

(c) - The internal service funds receives monthly payments from the other department's but make many purchases in the first quarter of the year.

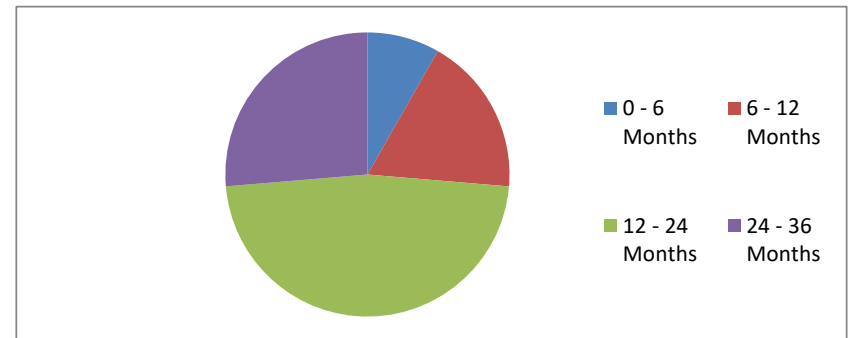
(d) - Payment for the 2019 insurance premiums occurred in December 2018 before contributions were made from the other funds. Temporary advance from general fund posted.

(e) - Listed amount is what is in the separate LGIP account but does not represent actual unspent debt proceeds. Transfers of proceeds spent in 2018 done in March 2019.

**City of Fitchburg
Certificates of Deposit
March 2019**

							Balance of Time Left to Maturity			
		Interest Rate	Term (mths)	Purchase Date	Maturity Date	Invested (Incl Earned Interest)	0 - 6 Months	6 - 12 Months	12 - 24 Months	24 - 36 Months
100-11365	Bank Mutual/Assoc	1.1700%	36	3/7/2016	3/7/2019	matured	matured			
100-11335	WI Bank & Trust	1.0000%	36	3/11/2016	3/11/2019	matured	matured			
100-11505	WISC	1.3000%	36	3/18/2016	3/18/2019	matured	matured			
100-11505	Morgan Stanley	1.2500%	36	6/29/2016	7/1/2019	\$ 200,000.00	\$ 200,000.00			
100-11505	WISC	2.4650%	6	2/15/2019	8/15/2019	\$ 246,900.00	\$ 246,900.00			
100-11505	WISC	1.3500%	36	10/31/2016	10/31/2019	\$ 245,000.00		\$ 245,000.00		
100-11505	WISC	1.8000%	36	3/1/2017	3/2/2020	\$ 245,000.00		\$ 245,000.00		
100-11505	WISC	1.7000%	36	3/9/2017	3/9/2020	\$ 245,000.00		\$ 245,000.00		
100-11505	WISC	1.8000%	36	3/16/2017	3/16/2020	\$ 245,000.00		\$ 245,000.00		
100-11355	First Business Bank	1.2600%	36	4/22/2017	4/28/2020	\$ 245,156.43		\$ 245,156.43		
100-11505	WISC	1.8500%	36	7/20/2017	7/20/2020	\$ 245,000.00		\$ 245,000.00		
100-11505	WISC	1.8000%	36	7/19/2017	7/20/2020	\$ 245,000.00		\$ 245,000.00		
100-11375	Oak Bank	1.2400%	36	9/30/2017	9/30/2020	\$ 243,613.41		\$ 243,613.41		
100-11505	WISC	2.5960%	21	2/15/2019	11/2/2020	\$ 238,900.00		\$ 238,900.00		
100-11345	Dane County CU	1.1200%	36	12/18/2017	12/16/2020	\$ 246,295.25		\$ 246,295.25		
100-11335	WI Bank & Trust	2.5000%	22	3/3/2019	1/3/2021	\$ 230,000.00		\$ 230,000.00		
100-11505	WISC	2.7660%	22	3/19/2019	1/6/2021	\$ 237,500.00		\$ 237,500.00		
100-11505	WISC	2.5880%	22	3/19/2019	1/6/2021	\$ 147,500.00		\$ 147,500.00		
100-11505	WISC	2.6000%	36	3/1/2018	3/1/2021	\$ 245,000.00		\$ 245,000.00		
100-11425	Starion Bank	3.0700%	30	9/17/2018	3/17/2021	\$ 240,000.00		\$ 240,000.00		
100-11385	Summit Credit Union	3.0000%	27	2/13/2019	5/13/2021	\$ 235,000.00			\$ 235,000.00	
100-11505	WISC	2.9000%	36	5/15/2018	5/24/2021	\$ 245,000.00			\$ 245,000.00	
100-11395	Town Bank	2.9600%	28	10/1/2018	6/1/2021	\$ 210,570.04			\$ 210,570.04	
100-11505	WISC	3.0000%	36	9/27/2018	9/27/2021	\$ 245,000.00			\$ 245,000.00	
100-11505	WISC	3.0500%	36	9/28/2018	9/28/2021	\$ 245,000.00			\$ 245,000.00	
100-11405	Home Savings	2.6000%	20	10/11/2018	10/11/2020	\$ 246,000.00			\$ 246,000.00	
\$ 5,417,435.13							\$ 446,900.00	\$ 980,000.00	\$ 2,563,965.09	\$ 1,426,570.04

Average Interest Rate (CDs not matured) 2.2289%



**City of Fitchburg
WISC/PMA Investments
March 2019**

weighted avg
portfolio yield
1.992%

CUSIP/ Holding #	Account Type	Rate	Original Value	Maturity Date	Market Value	Unrealized Gain/ (Loss)
3136G3YV1	Federal Natl Mortgage Assn (FNMA)	1.50%	\$ 359,000.00	7/27/2023	\$ 350,783.57	\$ (8,216.43)
3134G94P9	Federal Home Loan Mtg Corp	1.50%	\$ 250,000.00	8/24/2023	\$ 248,137.00	\$ (1,863.00)
3130A9WP2	Federal Home Loan Bank	1.750%	\$ 270,000.00	11/22/2023	\$ 265,897.08	\$ (4,102.92)
3136G3FQ3	Federal Natl Mortgage Assn (FNMA)	2.00%	\$ 400,000.00	3/28/2024	\$ 399,612.40	\$ (387.60)
3133EHWL3	Federal Farm Credit Bank	2.50%	\$ 90,000.00	8/28/2024	\$ 89,678.43	\$ (321.57)
3134GALW2	Federal Home Loan Mtg Corp	1.75%	\$ 495,000.00	9/30/2024	\$ 483,021.50	\$ (11,978.50)
3136G2ZH3	Federal Home Loan Mtg Corp	2.00%	\$ 1,100,000.00	3/9/2026	\$ 1,094,845.40	\$ (5,154.60)
			<u>\$ 2,964,000.00</u>		<u>\$ 2,931,975.38</u>	<u>\$ (32,024.62)</u>
Accrued Interest					\$ -	
					<u>\$ 2,931,975.38</u>	

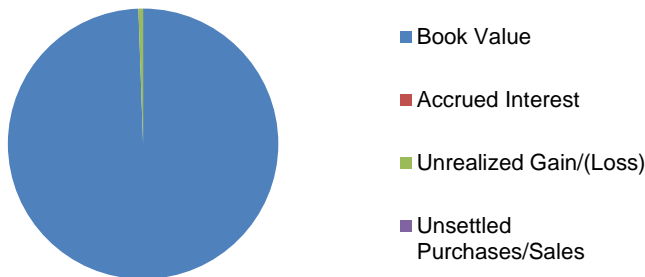
Certificates of Deposit

05580ADW1	BMW Bank of North America	1.30%	matured	3/18/2019	matured	matured
266001-1	Western Alliance Bank/Torrey Pines	2.47%	\$ 246,900.00	8/14/2019	\$ 246,900.00	\$ -
48126XKD6	JP Morgan Chase	1.35%	\$ 245,000.00	10/31/2019	\$ 243,105.42	\$ (1,894.58)
2546723K2	Discover Bank	1.80%	\$ 245,000.00	3/2/2020	\$ 243,483.94	\$ (1,516.06)
49306SXX7	Keybank NA	1.70%	\$ 245,000.00	3/9/2020	\$ 243,216.65	\$ (1,783.35)
949763FP6	Wells Fargo Bank	1.80%	\$ 245,000.00	3/16/2020	\$ 243,415.59	\$ (1,584.41)
06740KKG1	Barclays Bank Delaware	1.80%	\$ 245,000.00	7/20/2020	\$ 242,878.55	\$ (2,121.45)
02006L4G5	Ally Bank	1.85%	\$ 245,000.00	7/20/2020	\$ 243,035.84	\$ (1,964.16)
266000-1	TBK Bank/The National Bank	2.60%	\$ 238,900.00	11/2/2020	\$ 238,900.00	\$ -
267636-1	First Mid-Illinois Bank & Trust	2.77%	\$ 237,500.00	1/6/2021	\$ 237,500.00	\$ -
267637-1	CIBC Bank USA / Private Bank - MI	2.59%	\$ 147,500.00	1/6/2021	\$ 147,500.00	\$ -
61747MM40	Morgan Stanly Bank	2.60%	\$ 245,000.00	3/1/2021	\$ 245,675.22	\$ 675.22
17312QM22	Citibank	2.91%	\$ 245,000.00	5/24/2021	\$ 247,059.96	\$ 2,059.96
29278TDG2	Enerbank USA	3.00%	\$ 245,000.00	9/27/2021	\$ 247,369.40	\$ 2,369.40
20033AG83	Comenity Capital/World Financial	3.05%	\$ 245,000.00	9/28/2021	\$ 247,663.40	\$ 2,663.40
			<u>\$ 3,320,800.00</u>		<u>\$ 3,317,703.97</u>	<u>\$ (3,096.03)</u>
Accrued Interest					\$ -	
					<u>\$ 3,317,703.97</u>	

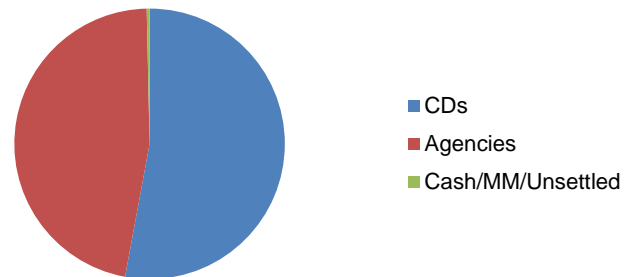
	Opening Cash	Unsettled Purchases/ Sales	Purchases	Sales/ Redemptions/ Transfers	Income Interest	Closing Cash
1/31/2019	\$ -	\$ -	\$ -	\$ -	\$ -	\$ -
2/28/2019	\$ -	\$ -	\$ (620,916.04)	\$ 756,032.08	\$ 159.89	\$ 135,275.93
3/31/2019	\$ 135,275.93	\$ -	\$ (385,000.00)	\$ 245,402.59	\$ 25,669.24	\$ 21,347.76

Total Book Value	\$ 6,306,147.76
Unsettled Purchases/Sales	\$ -
Accrued Interest	\$ -
Total Market Value	\$ 6,306,147.76
Unrealized Gain/(Loss)	\$ (35,120.65)
Total Statement Value	\$ 6,271,027.11

Investment Components



Investments by Type

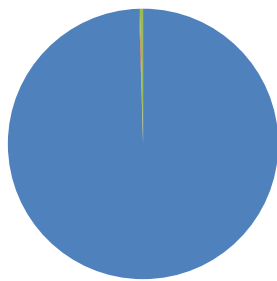


Note: All eligible transfers to WISC complete

CUSIP	Account Type	Rate	Original Value	Next Call/ Maturity Date	Market Value	Unrealized Gain/ (Loss)		
	None - all transferred		\$ -		\$ -	\$ -	LT	
	Accrued Interest				\$ -	\$ -		
38148J6X4	Certificate of Deposit	1.45%	matured	2/4/2019	\$ -	\$ -		
20099AG43	Certificate of Deposit	1.25%	\$ 200,000.00	7/1/2019	\$ 199,231.62	\$ (768.38)	LT	
			\$ 200,000.00		\$ 199,231.62	\$ (768.38)		
	Accrued Interest				\$ 194.77			
					\$ 199,426.39			
	U.S. Government Money Market	0.00%						
			Opening Cash	Unsettled Purchases/Sales	Purchases	Sales/Redemptions/Transfers	Income Interest	Closing Cash
	1/31/2019		\$ 358,603.98	\$ -	\$ -	\$ -	\$ 10,665.70	\$ 369,269.68
	2/28/2019		\$ 369,269.68	\$ -	\$ -	\$ (371,282.59)	\$ 2,223.72	\$ 210.81
	3/31/2019		\$ 210.81	\$ -	\$ -	\$ (402.59)	\$ 191.78	\$ 0.00

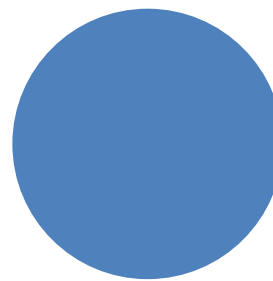
Total Book Value	\$ 200,000.00
Unsettled Purchases/Sales	\$ -
Accrued Interest	\$ 194.77
Total Market Value	\$ 200,194.77
Unrealized Gain/(Loss)	\$ (768.38)
Total Statement Value	\$ 199,426.39

Investment Components



- Book Value
- Accrued Interest
- Unrealized Gain/(Loss)
- Unsettled Purchases/Sales

Investments by Type



- CDs
- Agencies
- Cash/MM/Unsettled

**CITY OF FITCHBURG
GENERAL FUND**

	2019 Amended Budget	3/2019 Year-to- Date	Variance	Percent Of Budget	Note	3/2018 Year-to- Date
Property Taxes	\$ 15,276,084	\$ 15,276,084	\$ -	100.0%	1	\$ 14,951,960
Other Taxes & Special Assessments	\$ 752,400	\$ 181,081	\$ 571,319	24.1%	2	\$ 183,703
Intergovernmental Revenues	\$ 3,006,406	\$ 518,270	\$ 2,488,136	17.2%	3	\$ 469,918
Licenses & Permits	\$ 550,728	\$ 540,415	\$ 10,313	98.1%	17	\$ 291,405
Court Penalties and Fines	\$ 296,000	\$ 88,125	\$ 207,875	29.8%	8	\$ 108,995
Public Charges for Services	\$ 338,500	\$ 98,911	\$ 239,589	29.2%		\$ 91,516
Intergovernmental Charges for Services	\$ 237,040	\$ 142,675	\$ 94,365	60.2%	5	\$ 52,500
Miscellaneous Charges	\$ 171,100	\$ 391,825	\$ (220,725)	229.0%	7	\$ 224,271
Other Sources	\$ 588,416	\$ 44,907	\$ 543,509	7.6%	6	\$ 23,942
TOTAL REVENUES	\$ 21,216,674	\$ 17,282,293	\$ 3,934,381	81.5%		\$ 16,398,210
Mayor & Common Council	\$ 77,031	\$ 26,973	\$ 50,058	35.0%		\$ 26,599
Administrator	\$ 281,788	\$ 64,131	\$ 217,657	22.8%		\$ 59,524
Municipal Court	\$ 181,741	\$ 39,419	\$ 142,322	21.7%		\$ 39,110
Legal	\$ 207,779	\$ 30,215	\$ 177,564	14.5%		\$ 35,365
Clerk	\$ 443,801	\$ 102,215	\$ 341,586	23.0%		\$ 103,644
Human Resources	\$ 215,549	\$ 59,005	\$ 156,544	27.4%		\$ 60,404
Sustainability	\$ 151,318	\$ 7,629	\$ 143,689	5.0%	12	\$ 9,008
Finance & Treasury	\$ 422,571	\$ 93,026	\$ 329,545	22.0%	9	\$ 86,058
Assessing	\$ 498,955	\$ 104,323	\$ 394,632	20.9%		\$ 115,887
B&G - Fire Station #1	\$ 50,950	\$ 8,296	\$ 42,654	16.3%	10	\$ 12,684
B&G - Fire Station #2	\$ -	\$ -	\$ -	0.0%	10	\$ 10,051
B&G - Maintenance Facility	\$ 48,575	\$ 8,429	\$ 40,146	17.4%	10	\$ 15,911
B&G - New City Hall	\$ 405,756	\$ 78,242	\$ 327,514	19.3%	10	\$ 87,619
B&G - Police Evidence Facility	\$ 11,000	\$ 1,553	\$ 9,447	14.1%	10	\$ 3,128
B&G - Marketplace Fire Station	\$ 44,000	\$ 10,097	\$ 33,903	22.9%	10	\$ 9,231
B&G - Uptown Fire Station	\$ 33,000	\$ -	\$ 33,000	0.0%	10	\$ -
Interdepartmental - Other	\$ 158,635	\$ 56,639	\$ 101,996	35.7%	11	\$ 58,046
TOTAL GENERAL GOVERNMENT	\$ 3,232,449	\$ 690,192	\$ 2,542,257	21.4%		\$ 732,269
Law Enforcement	\$ 8,040,780	\$ 1,930,914	\$ 6,109,866	24.0%		\$ 1,671,549
Fire Department	\$ 3,070,555	\$ 631,044	\$ 2,439,511	20.6%		\$ 665,239
Building Inspection	\$ 360,701	\$ 90,927	\$ 269,774	25.2%		\$ 80,892
Other Public Safety	\$ 714,256	\$ 305,525	\$ 408,731	42.8%	13	\$ 369,182
TOTAL PUBLIC SAFETY	\$ 12,186,292	\$ 2,958,410	\$ 9,227,882	24.3%		\$ 2,786,862
Public Works	\$ 2,038,757	\$ 428,536	\$ 1,610,221	21.0%	15	\$ 356,943
Mass Transit	\$ 563,313	\$ -	\$ 563,313	0.0%	14	\$ 2,091
TOTAL PUBLIC WORKS	\$ 2,602,070	\$ 428,536	\$ 2,173,534	16.5%		\$ 359,034
Senior Citizens Programs	\$ 666,238	\$ 155,015	\$ 511,223	23.3%		\$ 148,239
Community Center	\$ 108,523	\$ 9,874	\$ 98,649	9.1%	10	\$ 13,043
Parks Department	\$ 1,065,922	\$ 198,240	\$ 867,682	18.6%		\$ 196,370
Recreation & Leisure	\$ 350,263	\$ 89,933	\$ 260,330	25.7%		\$ 83,233
CULTURE, RECREATION & EDUCATION	\$ 2,190,946	\$ 453,062	\$ 1,737,884	20.7%		\$ 440,885
ZONING & PLANNING	\$ 406,023	\$ 64,003	\$ 342,020	15.8%		\$ 84,449
ECONOMIC DEVELOPMENT	\$ 262,989	\$ 60,890	\$ 202,099	23.2%		\$ 60,915
TRANSFERS TO OTHER FUNDS	\$ 335,905	\$ -	\$ 335,905	0.0%	16	\$ 276,712
TOTAL EXPENDITURES	\$ 21,216,674	\$ 4,655,093	\$ 16,561,581	21.9%		\$ 4,741,126
NET TOTAL - AVAILABLE REVENUES OVER/(UNDER) EXPENDITURES	-	\$ 12,627,200	\$ (12,627,200)			\$ 11,657,084

25.00% of the Fiscal Year has Expended

VARIANCE NOTES

- 1 Under governmental accounting guidelines, property taxes are recorded as of January 1 of the year, although collection of taxes is not completed until the end of August.
- 2 Payment in lieu of taxes from the utility is paid quarterly.
- 3 Transportation aids are received quarterly; shared revenues rec'd 15% in July, 85% in November. PMS aid posted at end of year.
- 5 Administrative charges to the cable, utility, and library funds are billed quarterly.
- 6 The bulk of the other sources budget is a 'budget-only' revenue source for fund balance applied.
- 7 Interest revenue is shown in the general fund throughout the year and allocated to the other funds at the end of the year.
- 8 The non-cash bad debt allowance adjustment is calculated and posted at the end of each year.
- 9 Audit services are typically incurred 75-80% in the first six months and 20-25% in the last quarter while preparing for next years audit.
- 10 Amounts are budgeted for unknown, miscellaneous building repairs that may be needed during the year. Actual repairs and timing varies based on what is needed. Uptown fire station still under construction.
- 11 Annual employee retirement payouts made in January.
- 12 HNI grants generally reimbursed to grantees near the end of the year.
- 13 Fitchrona EMS is paid 50% of the City's allocation in January and 50% in June.
- 14 Quarterly payments to Metro are generally paid in June, July, August, and November.
- 15 Road maintenance budget generally spent in late summer or early fall.
- 16 Transfer of fund balance from the General Fund to the Capital Projects Fund for ERP aid gap planning.
- 17 Building and zoning permit revenues more than budgeted due to large projects beginning in 2019.

SUPPLEMENTAL EXPENDITURE REPORT TO THE FINANCE COMMITTEE

General Fund By Object Code

	3/31/2019 YTD Actual	% of Total
110 SALARIES & WAGES	\$ 2,129,013.90	45.74%
115 OVERTIME WAGES	\$ 120,855.34	2.60%
120 PT/LTE/SEASONAL WAGES	\$ 37,898.48	0.81%
125 SHIFT DIFFERENTIAL	\$ 7,217.95	0.16%
131 FICA	\$ 185,021.70	3.97%
132 WRS	\$ 211,636.46	4.55%
135 LONGEVITY BENEFIT	\$ 55,251.00	1.19%
150 POC SERVICES	\$ 117,058.76	2.51%
160 HEALTH INS	\$ 456,291.38	9.80%
161 LIFE INS	\$ 4,221.61	0.09%
163 DENTAL INS	\$ 34,290.81	0.74%
189 EMPLOYEE RETIREMENT RESERVE	\$ 51,497.62	1.11%
190 HOLIDAY PREMIUM	\$ 10,597.14	0.23%
TOTAL SALARIES, WAGES & DIRECT FRINGE BENEFITS	\$ 3,420,852.15	73.49%
203 OUTSIDE LEGAL COUNSEL	\$ 3,478.00	0.07%
210 PROFESSIONAL SERVICES	\$ 4,279.90	0.09%
212 AUDIT & FINANCIAL CONSULTING	\$ 3,200.00	0.07%
220 STREET LIGHT SERVICE - MG&E	\$ 25,707.86	0.55%
225 STREET LIGHT MAINTENANCE	\$ 701.02	0.02%
230 TRAFFIC SIGNAL MAINTENANCE	\$ 198.00	0.00%
240 REPAIRS & MAINT - BY OTHERS	\$ 14,926.67	0.32%
245 COMPUTER RELATED REP & MAINT	\$ 46,657.19	1.00%
250 PUBLIC NOTICES & ADVERTISEMENT	\$ 3,481.90	0.07%
251 RECRUITMENT & TEST - PD	\$ 5,260.97	0.11%
252 RECRUITMENT & TEST - FD	\$ 70.00	0.00%
253 RECRUITMENT & TEST - HIGHWAY	\$ 181.75	0.00%
255 DEBT COLLECTION EXPENSE	\$ 411.55	0.01%
269 DANE CO CAD	\$ 52,242.23	1.12%
270 FITCHRONA EMS CONTRIBUTION	\$ 253,283.05	5.44%
289 GOLF COURSE MAINTENANCE	\$ 7,500.00	0.16%
290 OTHER CONTR SERV- REIMBURSABLE	\$ 26,929.50	0.58%
TOTAL CONTRACTUAL SERVICES	\$ 448,509.59	9.63%
310 OFFICE SUPPLIES & POSTAGE	\$ 10,089.30	0.22%
311 POSTAGE CLEARING	\$ (4,309.15)	-0.09%
320 PUBLICATIONS, DUES & SUBSCRIPT	\$ 23,890.86	0.51%
323 UNIFORMS & PROTECTIVE GEAR	\$ 19,174.27	0.41%
324 YMCA MEMBERSHIP	\$ 4,221.52	0.09%
325 TRAINING & STAFF DEVELOPMENT	\$ 29,062.21	0.62%
330 VEHICLE USE REIMBURSEMENT	\$ 925.33	0.02%
335 VEHICLE EXPENSE	\$ 86,646.77	1.86%
340 OPERATING MATERIALS & SUPPLIES	\$ 10,019.40	0.22%
341 MEDICAL/EMS SUPPLIES	\$ 1,532.98	0.03%
345 PUBLIC INFORMATION & EDUCATION	\$ 3,120.39	0.07%
350 REPAIR & MAINT SUPPLIES	\$ 12,253.22	0.26%
355 EQUIPMENT OPERATING EXPENSE	\$ 16,540.59	0.36%
360 BUILDING REPAIRS & MAINTENANCE	\$ 6,253.50	0.13%
363 COMMUNICATIONS EXPENSE	\$ 81.75	0.00%
365 TELEPHONE & UTILITIES	\$ 46,091.05	0.99%
TOTAL OPERATING EXPENSES	\$ 265,593.99	5.71%
370 ROADWAY SUPPLIES	\$ 56,612.77	1.22%
TOTAL ROADWAY & ROAD RELATED EXPENSES (NON-CAPITAL)	\$ 56,612.77	1.22%
380 EMPLOYEE RECOG & MEMORIALS	\$ 135.00	0.00%
383 FIREARMS & AMMUNITION	\$ 24,507.18	0.53%
384 INVESTIGATIVE SUPPLIES	\$ 4,872.76	0.10%
386 NUTRITION PROGRAM	\$ 516.53	0.01%
387 PROGRAM EXPENSES (SENIOR/REC)	\$ 12,831.67	0.28%
390 OTHER	\$ 5,711.47	0.12%
392 K-9 UNIT	\$ 510.93	0.01%
TOTAL MISCELLANEOUS PROGRAMS EXPENSE	\$ 49,085.54	1.05%
570 TECHNOLOGY ISF ALLOCATION	\$ 158,572.56	3.41%
571 MPSIS ALLOCATION	\$ 159,039.42	3.42%
572 INSURANCE ISF ALLOCATION	\$ 95,724.83	2.06%
TOTAL INSURANCES	\$ 413,336.81	8.88%
991 BAD DEBT EXPENSE	\$ 1,103.32	0.02%
TOTAL MISCELLANEOUS - NON DEPARTMENTAL	\$ 1,103.32	0.02%
	\$ 4,655,094.17	100.00%

SUPPLEMENTAL EXPENDITURE REPORT TO THE FINANCE COMMITTEE
General Fund By Object Code - Sorted by Percentage

	3/31/2019	% of
	YTD Actual	Total
110 SALARIES & WAGES	\$ 2,129,013.90	45.74%
160 HEALTH INS	\$ 456,291.38	9.80%
270 FITCHRONA EMS CONTRIBUTION	\$ 253,283.05	5.44%
132 WRS	\$ 211,636.46	4.55%
131 FICA	\$ 185,021.70	3.97%
571 MPSIS ALLOCATION	\$ 159,039.42	3.42%
570 TECHNOLOGY ISF ALLOCATION	\$ 158,572.56	3.41%
115 OVERTIME WAGES	\$ 120,855.34	2.60%
150 POC SERVICES	\$ 117,058.76	2.51%
572 INSURANCE ISF ALLOCATION	\$ 95,724.83	2.06%
335 VEHICLE EXPENSE	\$ 86,646.77	1.86%
370 ROADWAY SUPPLIES	\$ 56,612.77	1.22%
135 LONGEVITY BENEFIT	\$ 55,251.00	1.19%
269 DANE CO CAD	\$ 52,242.23	1.12%
189 EMPLOYEE RETIREMENT RESERVE	\$ 51,497.62	1.11%
245 COMPUTER RELATED REP & MAINT	\$ 46,657.19	1.00%
365 TELEPHONE & UTILITIES	\$ 46,091.05	0.99%
120 PT/LTE/SEASONAL WAGES	\$ 37,898.48	0.81%
163 DENTAL INS	\$ 34,290.81	0.74%
325 TRAINING & STAFF DEVELOPMENT	\$ 29,062.21	0.62%
290 OTHER CONTR SERV- REIMBURSABLE	\$ 26,929.50	0.58%
220 STREET LIGHT SERVICE - MG&E	\$ 25,707.86	0.55%
383 FIREARMS & AMMUNITION	\$ 24,507.18	0.53%
320 PUBLICATIONS, DUES & SUBSCRIPT	\$ 23,890.86	0.51%
323 UNIFORMS & PROTECTIVE GEAR	\$ 19,174.27	0.41%
355 EQUIPMENT OPERATING EXPENSE	\$ 16,540.59	0.36%
240 REPAIRS & MAINT - BY OTHERS	\$ 14,926.67	0.32%
387 PROGRAM EXPENSES (SENIOR/REC)	\$ 12,831.67	0.28%
350 REPAIR & MAINT SUPPLIES	\$ 12,253.22	0.26%
190 HOLIDAY PREMIUM	\$ 10,597.14	0.23%
310 OFFICE SUPPLIES & POSTAGE	\$ 10,089.30	0.22%
340 OPERATING MATERIALS & SUPPLIES	\$ 10,019.40	0.22%
289 GOLF COURSE MAINTENANCE	\$ 7,500.00	0.16%
125 SHIFT DIFFERENTIAL	\$ 7,217.95	0.16%
360 BUILDING REPAIRS & MAINTENANCE	\$ 6,253.50	0.13%
390 OTHER	\$ 5,711.47	0.12%
251 RECRUITMENT & TEST - PD	\$ 5,260.97	0.11%
384 INVESTIGATIVE SUPPLIES	\$ 4,872.76	0.10%
210 PROFESSIONAL SERVICES	\$ 4,279.90	0.09%
161 LIFE INS	\$ 4,221.61	0.09%
324 YMCA MEMBERSHIP	\$ 4,221.52	0.09%
250 PUBLIC NOTICES & ADVERTISEMENT	\$ 3,481.90	0.07%
203 OUTSIDE LEGAL COUNSEL	\$ 3,478.00	0.07%
212 AUDIT & FINANCIAL CONSULTING	\$ 3,200.00	0.07%
345 PUBLIC INFORMATION & EDUCATION	\$ 3,120.39	0.07%
341 MEDICAL/EMS SUPPLIES	\$ 1,532.98	0.03%
991 BAD DEBT EXPENSE	\$ 1,103.32	0.02%
330 VEHICLE USE REIMBURSEMENT	\$ 925.33	0.02%
225 STREET LIGHT MAINTENANCE	\$ 701.02	0.02%
386 NUTRITION PROGRAM	\$ 516.53	0.01%
392 K-9 UNIT	\$ 510.93	0.01%
255 DEBT COLLECTION EXPENSE	\$ 411.55	0.01%
230 TRAFFIC SIGNAL MAINTENANCE	\$ 198.00	0.00%
253 RECRUITMENT & TEST - HIGHWAY	\$ 181.75	0.00%
380 EMPLOYEE RECOG & MEMORIALS	\$ 135.00	0.00%
363 COMMUNICATIONS EXPENSE	\$ 81.75	0.00%
252 RECRUITMENT & TEST - FD	\$ 70.00	0.00%
311 POSTAGE CLEARING	\$ (4,309.15)	-0.09%
TOTAL SALARIES, WAGES & DIRECT FRINGE BENEFITS	\$ 3,420,852.15	73.49%
TOTAL CONTRACTUAL SERVICES	\$ 448,509.59	9.63%
TOTAL OPERATING EXPENSES	\$ 265,593.99	5.71%
TOTAL ROADWAY & ROAD RELATED EXPENSES (NON-CAPITAL)	\$ 56,612.77	1.22%
TOTAL MISCELLANEOUS PROGRAMS EXPENSE	\$ 49,085.54	1.05%
TOTAL INSURANCES	\$ 413,336.81	8.88%
TOTAL MISCELLANEOUS - NON DEPARTMENTAL	\$ 1,103.32	0.02%
Total	\$ 4,655,094.17	100.00%

City of Fitchburg
Other Governmental Fund Type Summaries
3/31/2019

Special Revenue Funds

	<u>Beginning Fund Balance</u>	<u>Revenues and Sources of Funds</u>	<u>Expenditures and Uses of Funds</u>	<u>Current Ending Fund Balance</u>
Grants/Donations	\$ 76,183.61 (a)	\$ 4,991.50	\$ (5,652.10)	\$ 75,523.01 (a)
Park Dedication-prior	\$ 2,033,595.07	\$ -	\$ (1,620.00)	\$ 2,031,975.07
Park Dedication-new	\$ 32,093.28	\$ 5,280.00	\$ -	\$ 37,373.28
FACTv (Cable)	\$ 447,199.93	\$ 587.83 (b)	\$ (126,098.00)	\$ 321,689.76
Refuse & Recycling	\$ 474,938.39	\$ 913,902.26 (c)	\$ (218,066.65)	\$ 1,170,774.00 (c)
CEDA	\$ 865,726.33 (d)	\$ 1,177.97	\$ (42,700.20)	\$ 824,204.10 (d)
Affordable Housing	\$ 87,267.22	\$ -	\$ (2,327.00)	\$ 84,940.22
Cemetery	\$ 42,025.21	\$ 6,240.00	\$ -	\$ 48,265.21
Library	\$ 492,057.17	\$ 1,866,365.54 (e)	\$ (577,901.37)	\$ 1,780,521.34 (e)
	<u>\$ 4,551,086.21</u>	<u>\$ 2,798,545.10</u>	<u>\$ (974,365.32)</u>	<u>\$ 6,375,265.99</u>

Debt Service Funds

	<u>Beginning Fund Balance</u>	<u>Revenues and Sources of Funds</u>	<u>Expenditures and Uses of Funds</u>	<u>Current Ending Fund Balance</u>
Debt Service	\$ 606,248.45	\$ 12,589,332.02 (e)	\$ (10,829,282.50)	\$ 2,366,297.97 (f)

Capital Projects Funds

	<u>Beginning Fund Balance</u>	<u>Revenues and Sources of Funds</u>	<u>Expenditures and Uses of Funds</u>	<u>Current Ending Fund Balance</u>
Capital Projects	\$ 12,936,802.97	\$ 2,248,475.01 (e)	\$ (1,737,198.56)	\$ 13,448,079.42
TID 4	\$ 8,747,150.99	\$ 4,496,178.79 (e)	\$ (8,418,859.05)	\$ 4,824,470.73
TID 6	\$ 7,088,193.76	\$ 2,143,382.14 (e)	\$ (404,572.84)	\$ 8,827,003.06
TID 9	\$ (591,435.01) (a)	\$ 616,022.80 (e)	\$ (323,723.51)	\$ (299,135.72)
TID 10	\$ (78,884.14) (a)	\$ -	\$ (5,802.53)	\$ (84,686.67) (g)
TID 11	\$ (30,602.04) (a)	\$ -	\$ (110.22)	\$ (30,712.26) (g)
TID 12	\$ (21,302.83) (a)	\$ -	\$ (3,150.80)	\$ (24,453.63) (g)
TID 13	\$ (22,953.66) (a)	\$ -	\$ (339.52)	\$ (23,293.18) (g)
	<u>\$ 28,026,970.04</u>	<u>\$ 9,504,058.74</u>	<u>\$ (10,893,757.03)</u>	<u>\$ 26,637,271.75</u>

Internal Service Funds

	<u>Beginning Fund Balance</u>	<u>Revenues and Sources of Funds</u>	<u>Expenditures and Uses of Funds</u>	<u>Current Ending Fund Balance</u>
Technology	\$ 97,515.59	\$ 437,349.10 (h)	\$ (272,441.71)	\$ 262,422.98 (i)
Insurance/Risk Mgmt	\$ 123,071.48	\$ 121,173.88 (h)	\$ (397,315.85)	\$ (153,070.49) (i)
	<u>\$ 220,587.07</u>	<u>\$ 558,522.98</u>	<u>\$ (669,757.56)</u>	<u>\$ 109,352.49</u>

Notes:

- (a) - full amount restricted based on donor/grantee requirements
- (b) - most of the revenue for this fund is franchise fees, paid quarterly in February (for prior year), May, August, and November
- (c) - most of the revenue for this fund is garbage charges on the property tax bills and settled in January/February
- (d) - see CEDA report for categories of fund balance by assignment
- (e) - most of the revenue for this fund is levied on the property tax bills and settled in January/February
- (f) - debt payments occur throughout the year and the ending fund balance is mostly restricted
- (g) - TID is at a loss, which is common for the first couple years of the TID based on the timing of tax increment. An advance from the General Fund is posted and is expected to be paid back when increment is available.
- (h) - Charges to other departments occurs monthly though many purchases done in the beginning of the year.
- (i) - Much of this balance is assigned to future equipment replacement, based on accumulated depreciation charged to departments throughout the years.
- (j) - An advance from the General Fund was recorded for this short-term negative balance.

**CITY OF FITCHBURG
REVENUES WITH COMPARISON TO BUDGET
FOR THE 3 MONTHS ENDING MARCH 31, 2019**

GENERAL FUND

	BUDGET	PERIOD ACTUAL	YTD ACTUAL	VARIANCE	% OF BUDGET	PRIOR YTD
<u>TAXES</u>						
100-4111-000 LOCAL PROPERTY TAXES	15,276,084.00	.00	15,276,084.00	.00	100.00	14,951,960.00
100-4114-000 MOBILE HOME/MISC TAXES	4,000.00	1,238.73	1,698.19	2,301.81	42.45	1,743.27
100-4121-000 HOTEL ROOM TAX - GENERAL FUND	31,900.00	.00	.00	31,900.00	.00	.00
100-4131-000 TAX EQUIVALENT-UTILITY	700,000.00	178,861.00	178,861.00	521,139.00	25.55	171,379.00
100-4180-000 INTEREST ON DELINQUENT PP TAX	1,500.00	372.23	521.99	978.01	34.80	1,326.42
100-4180-100 USE VALUE PENALTIES-CITY SHARE	15,000.00	.00	.00	15,000.00	.00	9,254.55
TOTAL TAXES	16,028,484.00	180,471.96	15,457,165.18	571,318.82	96.44	15,135,663.24
<u>INTERGOVERNMENTAL REVENUES</u>						
100-4330-000 FEDERAL LAND AIDS	1,700.00	.00	.00	1,700.00	.00	.00
100-4341-000 STATE SHARED REVENUES	488,000.00	.00	.00	488,000.00	.00	.00
100-4342-000 FIRE INSURANCE TAXES (2% DUES)	110,000.00	.00	.00	110,000.00	.00	.00
100-4351-400 STATE GRANT POLICE	121,430.00	853.40	47,130.45	74,299.55	38.81	.00
100-4353-000 STATE HIGHWAY AIDS	1,761,000.00	.00	440,158.62	1,320,841.38	24.99	438,822.82
100-4354-000 EXEMPT COMPUTER AID	211,000.00	.00	.00	211,000.00	.00	.00
100-4359-000 EXEMPT PERSONAL PROPERTY AID	108,255.00	.00	.00	108,255.00	.00	.00
100-4361-000 PAYMENTS FOR MUNICIPAL SERVICE	75,000.00	.00	.00	75,000.00	.00	.00
100-4362-000 STATE LAND AIDS	30,000.00	.00	29,980.77	19.23	99.94	29,968.07
100-4374-000 SENIOR REIMBURSEMENTS-COUNTY	80,459.00	738.75	738.75	79,720.25	.92	604.13
100-4376-000 OTHER POLICE GRANTS	.00	261.32	261.32	(261.32)	.00	522.64
100-4377-100 MISC COUNTY GRANTS	19,562.00	.00	.00	19,562.00	.00	.00
TOTAL INTERGOVERNMENTAL REVE	3,006,406.00	1,853.47	518,269.91	2,488,136.09	17.24	469,917.66
<u>LICENSE AND PERMITS</u>						
100-4410-000 BUSINESS & OCCUPATIONAL LIC	39,840.00	27,050.00	29,170.00	10,670.00	73.22	28,063.00
100-4420-000 NON BUSINESS LICENSES	11,873.00	1,225.50	5,178.20	6,694.80	43.61	8,419.06
100-4430-000 BLDG PERMIT & INSPECTION FEES	325,000.00	20,366.00	216,750.51	108,249.49	66.69	177,926.37
100-4440-000 ZONING PERMITS & FEES	170,000.00	20,772.00	283,396.55	(113,396.55)	166.70	73,014.29
100-4490-000 OTHER REGULATION & COMPLIANCE	4,015.00	1,437.50	5,919.50	(1,904.50)	147.43	3,982.50
TOTAL LICENSE AND PERMITS	550,728.00	70,851.00	540,414.76	10,313.24	98.13	291,405.22
<u>FINES, FORFEITS AND PENALTIES</u>						
100-4510-000 LAW & ORDINANCE VIOLATIONS	296,000.00	36,356.29	88,124.54	207,875.46	29.77	108,994.95
TOTAL FINES, FORFEITS AND PENALT	296,000.00	36,356.29	88,124.54	207,875.46	29.77	108,994.95

**CITY OF FITCHBURG
REVENUES WITH COMPARISON TO BUDGET
FOR THE 3 MONTHS ENDING MARCH 31, 2019**

GENERAL FUND

	BUDGET	PERIOD ACTUAL	YTD ACTUAL	VARIANCE	% OF BUDGET	PRIOR YTD
<u>PUBLIC CHARGES FOR SERVICES</u>						
100-4610-100 GENERAL GOVERNMENT CHARGES	18,000.00	5,960.00	8,816.00	9,184.00	48.98	9,476.37
100-4621-100 PUBLIC SAFETY CHARGES	31,000.00	445.64	16,690.94	14,309.06	53.84	3,766.95
100-4631-100 ENGINEERING CHARGES TO OTHERS	1,000.00	22.82	22.82	977.18	2.28	.00
100-4672-100 RECREATION FEES	190,000.00	19,052.97	45,317.89	144,682.11	23.85	48,339.62
100-4672-200 PARK SHELTER RENTAL FEES	45,000.00	6,594.81	18,178.39	26,821.61	40.40	16,731.77
100-4672-300 SENIOR PROGRAM FEES	52,000.00	4,232.00	9,592.00	42,408.00	18.45	12,468.55
100-4672-301 SENIOR ROOM FEES	1,400.00	77.83	249.97	1,150.03	17.86	669.20
100-4690-000 OTHER PUBLIC CHGS FOR SERVICE	100.00	21.30	42.60	57.40	42.60	63.90
TOTAL PUBLIC CHARGES FOR SERVI	338,500.00	36,407.37	98,910.61	239,589.39	29.22	91,516.36
<u>INTERGOV CHARGES FOR SERVICES</u>						
100-4730-102 DANECOM REIMBURSEMENT	16,140.00	.00	.00	16,140.00	.00	.00
100-4740-100 ADMIN CHARGES TO UTILITIES	84,500.00	21,125.00	21,125.00	63,375.00	25.00	19,975.00
100-4740-207 ADMIN FEE-CABLE	19,800.00	4,950.00	4,950.00	14,850.00	25.00	4,900.00
100-4740-250 ADMINISTRATIVE CHGS TO LIBRARY	116,600.00	116,600.00	116,600.00	.00	100.00	27,625.00
TOTAL INTERGOV CHARGES FOR SE	237,040.00	142,675.00	142,675.00	94,365.00	60.19	52,500.00
<u>MISCELLANEOUS REVENUE</u>						
100-4810-100 INTEREST ON TEMP INVESTMENTS	100,000.00	126,176.97	375,499.91	(275,499.91)	375.50	209,526.47
100-4810-200 INTEREST ON DELINQ S/A & ACCTS	500.00	161.70	298.79	201.21	59.76	3,181.61
100-4820-200 BUILDING RENTALS	20,000.00	2,939.65	4,282.22	15,717.78	21.41	5,340.39
100-4830-200 SR SUBSCRIPTIONS & AD SALES	2,000.00	137.50	1,952.50	47.50	97.63	1,801.25
100-4830-500 MAINT FACILITY REIMB UD#1	1,000.00	161.57	161.57	838.43	16.16	262.82
100-4830-600 SUD REIMBURSEMENT FOR HWY WO	15,000.00	.00	.00	15,000.00	.00	.00
100-4850-000 DONATIONS	7,000.00	92.56	180.96	6,819.04	2.59	302.54
100-4860-000 PCARD REBATE	15,000.00	.00	.00	15,000.00	.00	.00
100-4890-000 MISCELLANEOUS INCOME	500.00	506.16	2,972.85	(2,472.85)	594.57	2,200.87
100-4890-300 WPRA TICKET COMMISSION	100.00	.00	.00	100.00	.00	.00
100-4890-550 ACCIDENT RECOVERIES	10,000.00	100.33	244.55	9,755.45	2.45	.00
100-4890-600 SALE OF FIXED ASSETS	.00	.00	6,232.00	(6,232.00)	.00	1,655.08
TOTAL MISCELLANEOUS REVENUE	171,100.00	130,276.44	391,825.35	(220,725.35)	229.00	224,271.03
<u>OTHER FINANCING SOURCES</u>						
100-4922-225 TRANSFER FROM CEDA	68,085.00	31,106.89	31,106.89	36,978.11	45.69	11,513.75
100-4922-300 TRANSFER BRUSH COLLECTION REI	20,000.00	5,000.00	5,000.00	15,000.00	25.00	5,000.00
100-4922-320 REIMBURSEMENT FROM TIF	.00	.00	.00	.00	.00	7,428.59
100-4924-000 TRANSFER FROM CAP PROJ	8,800.00	8,800.00	8,800.00	.00	100.00	.00
100-4930-100 FUND BAL APPLIED	491,531.00	.00	.00	491,531.00	.00	.00
TOTAL OTHER FINANCING SOURCES	588,416.00	44,906.89	44,906.89	543,509.11	7.63	23,942.34

CITY OF FITCHBURG
 REVENUES WITH COMPARISON TO BUDGET
 FOR THE 3 MONTHS ENDING MARCH 31, 2019

GENERAL FUND

	BUDGET	PERIOD ACTUAL	YTD ACTUAL	VARIANCE	% OF BUDGET	PRIOR YTD
TOTAL FUND REVENUE	21,216,674.00	643,798.42	17,282,292.24	3,934,381.76	81.46	16,398,210.80

**CITY OF FITCHBURG
EXPENDITURES WITH COMPARISON TO BUDGET
FOR THE 3 MONTHS ENDING MARCH 31, 2019**

GENERAL FUND

	BUDGET	PERIOD ACTUAL	YTD ACTUAL	UNEXPENDED	% OF BUDGET	PRIOR YTD
<u>MAYOR & COMMON COUNCIL</u>						
100-5110-110 SALARIES & WAGES - MAYOR & CC	50,500.00	3,884.66	11,459.76	39,040.24	22.69	11,653.98
100-5110-131 FICA	3,863.00	297.18	876.69	2,986.31	22.69	891.54
100-5110-132 WRS	655.00	50.38	148.62	506.38	22.69	154.62
100-5110-161 LIFE INS	8.00	.00	.00	8.00	.00	.00
100-5110-310 OFFICE SUPPLIES & POSTAGE	200.00	.00	.00	200.00	.00	.00
100-5110-320 PUBLICATIONS, DUES & SUBSCRIPT	12,630.00	.00	11,919.68	710.32	94.38	11,758.95
100-5110-325 TRAINING & TRAVEL	1,500.00	854.20	854.20	645.80	56.95	300.00
100-5110-330 VEHICLE USE REIMBURSEMENT	100.00	.00	.00	100.00	.00	.00
100-5110-340 OPERATING MATERIALS & SUPPLIES	900.00	.00	44.91	855.09	4.99	.00
100-5110-570 TECHNOLOGY ISF ALLOCATION	6,250.00	520.83	1,562.49	4,687.51	25.00	1,726.26
100-5110-572 INSURANCE ISF ALLOCATION	425.00	35.42	106.26	318.74	25.00	113.76
TOTAL MAYOR & COMMON COUNCIL	77,031.00	5,642.67	26,972.61	50,058.39	35.02	26,599.11
<u>ADMINISTRATOR</u>						
100-5115-110 SALARIES & WAGES-ADMIN	201,023.00	15,182.48	44,658.23	156,364.77	22.22	42,747.25
100-5115-120 PT/LTE/SEASONAL	10,200.00	471.75	2,194.91	8,005.09	21.52	.00
100-5115-131 FICA	16,159.00	1,180.00	2,731.53	13,427.47	16.90	3,220.83
100-5115-132 WRS	13,167.00	994.44	2,907.78	10,259.22	22.08	2,864.08
100-5115-160 HEALTH INS	17,155.00	714.78	4,288.68	12,866.32	25.00	4,559.04
100-5115-161 LIFE INS	531.00	23.88	143.34	387.66	26.99	137.79
100-5115-162 DISABILITY INS	755.00	.00	.00	755.00	.00	.00
100-5115-163 DENTAL INS	2,663.00	105.66	633.96	2,029.04	23.81	633.96
100-5115-310 OFFICE SUPPLIES & POSTAGE	200.00	8.80	133.20	66.80	66.60	45.78
100-5115-320 PUBLICATIONS, DUES & SUBSCRIPT	1,300.00	.00	1,099.00	201.00	84.54	1,015.24
100-5115-325 TRAINING & TRAVEL	5,500.00	104.26	2,113.61	3,386.39	38.43	1,063.07
100-5115-330 VEHICLE USE REIMBURSEMENT	1,650.00	141.52	211.12	1,438.88	12.80	300.86
100-5115-340 OPERATING MATERIALS & SUPP	300.00	112.59	219.35	80.65	73.12	133.79
100-5115-570 TECHNOLOGY ISF ALLOCATION	9,170.00	764.17	2,292.51	6,877.49	25.00	2,423.76
100-5115-572 INSURANCE ISF ALLOCATION	2,015.00	167.92	503.76	1,511.24	25.00	378.99
TOTAL ADMINISTRATOR	281,788.00	19,972.25	64,130.98	217,657.02	22.76	59,524.44

**CITY OF FITCHBURG
EXPENDITURES WITH COMPARISON TO BUDGET
FOR THE 3 MONTHS ENDING MARCH 31, 2019**

GENERAL FUND

	BUDGET	PERIOD ACTUAL	YTD ACTUAL	UNEXPENDED	% OF BUDGET	PRIOR YTD
<u>MUNICIPAL COURT</u>						
100-5120-110 SALARIES & WAGES - MUN COURT	107,094.00	8,166.67	24,300.61	82,793.39	22.69	23,532.38
100-5120-115 OVERTIME WAGES	.00	415.21	904.56	(904.56)	.00	737.07
100-5120-120 PT/LTE/SEASONAL WAGES	12,500.00	305.50	663.13	11,836.87	5.31	821.88
100-5120-125 SHIFT DIFFERENTIAL	.00	2.80	6.20	(6.20)	.00	5.00
100-5120-131 FICA	9,194.00	650.46	1,875.93	7,318.07	20.40	1,789.59
100-5120-132 WRS	4,383.00	371.46	1,097.40	3,285.60	25.04	1,076.24
100-5120-135 LONGEVITY BENEFIT	585.00	.00	585.00	.00	100.00	540.00
100-5120-160 HEALTH INS	17,155.00	754.78	4,430.26	12,724.74	25.82	4,802.14
100-5120-161 LIFE INS	64.00	3.28	19.00	45.00	29.69	19.78
100-5120-162 DISABILITY INS	400.00	.00	.00	400.00	.00	.00
100-5120-163 DENTAL INS	1,331.00	55.79	327.44	1,003.56	24.60	333.87
100-5120-245 COMPUTER RELATED REP & MAINT	400.00	.00	.00	400.00	.00	.00
100-5120-290 INTERPRETOR/SUB JUDGE	2,750.00	60.00	210.00	2,540.00	7.64	240.00
100-5120-310 OFFICE SUPPLIES & POSTAGE	3,400.00	202.30	625.82	2,774.18	18.41	678.39
100-5120-320 PUBLICATIONS, DUES & SUBSCRIPT	310.00	190.00	190.00	120.00	61.29	80.00
100-5120-325 TRAINING & TRAVEL	2,285.00	700.00	700.00	1,585.00	30.63	947.00
100-5120-330 VEHICLE USE REIMBURSEMENT	250.00	.00	.00	250.00	.00	113.91
100-5120-340 OPERATING MATERIALS & SUPPLIES	4,905.00	.00	300.00	4,605.00	6.12	300.00
100-5120-390 OTHER - DOT SUSPENSION FEES	2,000.00	.00	.00	2,000.00	.00	.00
100-5120-570 TECHNOLOGY ISF ALLOCATION	11,775.00	981.25	2,943.75	8,831.25	25.00	2,838.75
100-5120-572 INSURANCE ISF ALLOCATION	960.00	80.00	240.00	720.00	25.00	253.74
TOTAL MUNICIPAL COURT	181,741.00	12,939.50	39,419.10	142,321.90	21.69	39,109.74
<u>LEGAL SERVICES</u>						
100-5130-110 SALARIES & WAGES - LEGAL DEPT	104,892.00	3,975.20	18,581.65	86,310.35	17.72	22,123.20
100-5130-131 FICA	8,024.00	274.08	1,110.70	6,913.30	13.84	1,848.15
100-5130-132 WRS	6,870.00	260.38	1,209.03	5,660.97	17.60	1,482.24
100-5130-160 HEALTH INS	17,155.00	714.78	4,134.80	13,020.20	24.10	4,559.04
100-5130-161 LIFE INS	88.00	2.81	16.26	71.74	18.48	15.99
100-5130-162 DISABILITY INS	400.00	.00	.00	400.00	.00	.00
100-5130-163 DENTAL INS	1,331.00	52.83	305.61	1,025.39	22.96	316.98
100-5130-203 OUTSIDE LEGAL COUNSEL	59,514.00	1,909.00	3,478.00	56,036.00	5.84	2,334.00
100-5130-320 PUBLICATIONS, DUES & SUBSCRIPT	1,550.00	.00	150.00	1,400.00	9.68	232.44
100-5130-325 TRAINING & TRAVEL	2,000.00	.00	.00	2,000.00	.00	280.95
100-5130-330 VEHICLE USE REIMBURSEMENT	440.00	.00	.00	440.00	.00	.00
100-5130-340 OPERATING MATERIALS & SUPPLIES	600.00	.00	.00	600.00	.00	25.00
100-5130-570 TECHNOLOGY ISF ALLOCATION	3,940.00	328.33	984.99	2,955.01	25.00	1,888.74
100-5130-572 INSURANCE ISF ALLOCATION	975.00	81.25	243.75	731.25	25.00	258.75
TOTAL LEGAL SERVICES	207,779.00	7,598.66	30,214.79	177,564.21	14.54	35,365.48

**CITY OF FITCHBURG
EXPENDITURES WITH COMPARISON TO BUDGET
FOR THE 3 MONTHS ENDING MARCH 31, 2019**

GENERAL FUND

	BUDGET	PERIOD ACTUAL	YTD ACTUAL	UNEXPENDED	% OF BUDGET	PRIOR YTD
<u>CLERK'S OFFICE</u>						
100-5142-110 SALARIES & WAGES - CLERKS OFFC	216,763.00	16,672.30	49,036.20	167,726.80	22.62	47,371.27
100-5142-115 OVERTIME WAGES	4,721.00	.00	136.02	4,584.98	2.88	199.57
100-5142-120 PT/LTE/SEASONAL WAGES	10,600.00	.00	3,750.00	6,850.00	35.38	6,831.88
100-5142-131 FICA	17,137.00	1,237.50	3,658.08	13,478.92	21.35	3,647.18
100-5142-132 WRS	14,581.00	1,092.05	3,294.52	11,286.48	22.59	3,256.66
100-5142-135 LONGEVITY BENEFIT	1,125.00	.00	1,125.00	.00	100.00	1,035.00
100-5142-160 HEALTH INS	68,618.00	2,859.12	17,154.72	51,463.28	25.00	18,236.16
100-5142-161 LIFE INS	432.00	19.26	115.59	316.41	26.76	89.88
100-5142-162 DISABILITY INS	1,239.00	.00	.00	1,239.00	.00	.00
100-5142-163 DENTAL INS	5,325.00	211.32	1,267.92	4,057.08	23.81	1,267.92
100-5142-210 PROFESSIONAL SERVICES	10,275.00	3,569.90	4,019.90	6,255.10	39.12	450.00
100-5142-230 POLLING PLACE RENTAL	300.00	198.00	198.00	102.00	66.00	.00
100-5142-245 COMPUTER RELATED REP & MAINT	1,280.00	.00	624.00	656.00	48.75	.00
100-5142-250 PUBLIC NOTICES & ADVERTISEMENT	19,500.00	608.34	1,608.81	17,891.19	8.25	4,484.40
100-5142-290 OTHER CONTRACTUAL	360.00	136.69	329.46	30.54	91.52	230.88
100-5142-310 OFFICE SUPPLIES & POSTAGE	3,000.00	114.12	857.14	2,142.86	28.57	458.28
100-5142-320 PUBLICATIONS, DUES & SUBSCRIPT	570.00	.00	515.00	55.00	90.35	505.00
100-5142-325 TRAINING & TRAVEL	4,380.00	471.00	530.00	3,850.00	12.10	120.00
100-5142-330 VEHICLE USE REIMBURSEMENT	935.00	.00	.00	935.00	.00	.00
100-5142-340 OPERATING MATERIALS & SUPPLIES	20.00	.00	.00	20.00	.00	.00
100-5142-355 EQUIPMENT OPERATING EXPENSE	13,000.00	1,345.80	3,202.33	9,797.67	24.63	3,797.25
100-5142-390 ELECTION COSTS	29,315.00	623.86	5,711.47	23,603.53	19.48	6,607.05
100-5142-570 TECHNOLOGY ISF ALLOCATION	18,085.00	1,507.08	4,521.24	13,563.76	25.00	4,452.51
100-5142-572 INSURANCE ISF ALLOCATION	2,240.00	186.67	560.01	1,679.99	25.00	602.76
TOTAL CLERK'S OFFICE	443,801.00	30,853.01	102,215.41	341,585.59	23.03	103,643.65

**CITY OF FITCHBURG
EXPENDITURES WITH COMPARISON TO BUDGET
FOR THE 3 MONTHS ENDING MARCH 31, 2019**

GENERAL FUND

	BUDGET	PERIOD ACTUAL	YTD ACTUAL	UNEXPENDED	% OF BUDGET	PRIOR YTD
<u>HUMAN RESOURCES</u>						
100-5143-110 SALARIES & WAGES-HR	120,898.00	9,214.04	27,081.31	93,816.69	22.40	29,250.25
100-5143-131 FICA	9,262.00	689.34	2,007.47	7,254.53	21.67	2,282.34
100-5143-132 WRS	7,930.00	603.52	1,785.33	6,144.67	22.51	1,632.03
100-5143-135 LONGEVITY	176.00	.00	175.50	.50	99.72	832.50
100-5143-160 HEALTH INS	17,155.00	714.78	4,288.68	12,866.32	25.00	3,039.36
100-5143-161 LIFE INS	236.00	7.88	47.31	188.69	20.05	41.90
100-5143-162 DISABILITY INS	616.00	.00	.00	616.00	.00	.00
100-5143-163 DENTAL INS	1,331.00	52.83	316.98	1,014.02	23.82	211.32
100-5143-210 PROFESSIONAL SERVICES	1,550.00	250.00	250.00	1,300.00	16.13	651.46
100-5143-245 COMPUTER RELATED REP & MAINT	8,610.00	.00	9,040.50	(430.50)	105.00	8,610.00
100-5143-250 RECRUITMENT & TEST - GEN	4,715.00	596.75	1,075.25	3,639.75	22.80	6,175.50
100-5143-251 RECRUITMENT & TEST - PD	14,180.00	.00	5,260.97	8,919.03	37.10	584.40
100-5143-252 RECRUITMENT & TEST - FD	5,500.00	70.00	70.00	5,430.00	1.27	714.50
100-5143-253 RECRUITMENT & TEST - HIGHWAY	1,000.00	70.75	181.75	818.25	18.18	327.75
100-5143-290 OTHER CONTRACTUAL SERVICES	6,000.00	320.00	3,474.40	2,525.60	57.91	2,829.79
100-5143-310 OFFICE SUPPLIES & POSTAGE	500.00	92.87	122.62	377.38	24.52	18.46
100-5143-320 PUBLICATIONS, DUES & SUBSCRIPT	520.00	.00	.00	520.00	.00	195.00
100-5143-325 TRAINING & TRAVEL	3,200.00	125.00	1,272.60	1,927.40	39.77	289.00
100-5143-330 VEHICLE USE REIMBURSEMENT	195.00	.00	.00	195.00	.00	126.99
100-5143-340 OPERATING MATERIALS & SUPP	1,000.00	.00	310.51	689.49	31.05	91.12
100-5143-355 EQUIPMENT OPERATING EXPENSE	2,000.00	.00	.00	2,000.00	.00	319.40
100-5143-570 TECHNOLOGY ISF ALLOCATION	7,840.00	653.33	1,959.99	5,880.01	25.00	1,888.74
100-5143-572 INSURANCE ISF ALLOCATION	1,135.00	94.58	283.74	851.26	25.00	292.50
TOTAL HUMAN RESOURCES	215,549.00	13,555.67	59,004.91	156,544.09	27.37	60,404.31
<u>SUSTAINABILITY</u>						
100-5144-110 SALARIES & WAGES-SUSTAIN/HNI	27,627.00	1,042.46	5,094.57	22,532.43	18.44	7,921.38
100-5144-115 OVERTIME	.00	.00	34.31	(34.31)	.00	.00
100-5144-120 PT/LTE/SEASONAL	12,250.00	.00	.00	12,250.00	.00	.00
100-5144-131 FICA	3,050.00	77.83	382.81	2,667.19	12.55	605.67
100-5144-132 WRS	1,810.00	61.54	329.22	1,480.78	18.19	421.60
100-5144-160 HEALTH INS	3,510.00	146.27	877.53	2,632.47	25.00	.00
100-5144-161 LIFE INS	23.00	.00	4.80	18.20	20.87	5.61
100-5144-162 DISABILITY INS	171.00	.00	.00	171.00	.00	.00
100-5144-163 DENTAL INS	242.00	9.60	57.60	184.40	23.80	.00
100-5144-210 PROFESSIONAL SERVICES	2,890.00	.00	.00	2,890.00	.00	.00
100-5144-290 OTHER CONTRACTUAL	2,000.00	.00	.00	2,000.00	.00	.00
100-5144-320 PUBLICATIONS, DUES & SUBSCRIPT	120.00	.00	.00	120.00	.00	.00
100-5144-325 TRAINING & TRAVEL	570.00	.00	258.00	312.00	45.26	.00
100-5144-330 VEHICLE USE REIMBURSEMENT	.00	.00	134.56	(134.56)	.00	.00
100-5144-340 OPERATING MATERIALS & SUPP	5,318.00	.00	.00	5,318.00	.00	.00
100-5144-389 HNI GRANTS TO OTHERS	89,915.00	.00	.00	89,915.00	.00	.00
100-5144-570 TECHNOLOGY ISF ALLOCATION	50.00	4.17	12.51	37.49	25.02	.00
100-5144-572 INSURANCE ISF ALLOCATION	1,772.00	147.67	443.01	1,328.99	25.00	53.76
TOTAL SUSTAINABILITY	151,318.00	1,489.54	7,628.92	143,689.08	5.04	9,008.02

**CITY OF FITCHBURG
EXPENDITURES WITH COMPARISON TO BUDGET
FOR THE 3 MONTHS ENDING MARCH 31, 2019**

GENERAL FUND

	BUDGET	PERIOD ACTUAL	YTD ACTUAL	UNEXPENDED	% OF BUDGET	PRIOR YTD
<u>FINANCE & TREASURY</u>						
100-5152-110 SALARIES & WAGES - FINANCE	211,772.00	15,339.05	45,433.17	166,338.83	21.45	46,426.48
100-5152-115 OVERTIME WAGES	418.00	.00	(.01)	418.01	.00	.00
100-5152-120 PT/LTE/SEASONAL WAGES	2,600.00	.00	1,751.25	848.75	67.36	1,879.01
100-5152-131 FICA	16,550.00	1,138.10	3,552.17	12,997.83	21.46	3,646.01
100-5152-132 WRS	14,000.00	1,004.74	3,076.10	10,923.90	21.97	3,181.04
100-5152-135 LONGEVITY BENEFIT	1,544.00	.00	1,543.50	.50	99.97	1,469.25
100-5152-160 HEALTH INS	38,728.00	1,564.56	9,386.42	29,341.58	24.24	10,284.89
100-5152-161 LIFE INS	551.00	19.70	118.26	432.74	21.46	113.87
100-5152-162 DISABILITY INS	899.00	.00	.00	899.00	.00	.00
100-5152-163 DENTAL INS	3,794.00	146.94	881.54	2,912.46	23.24	903.39
100-5152-212 AUDIT & FINANCIAL CONSULTING	44,120.00	.00	3,200.00	40,920.00	7.25	.00
100-5152-245 COMPUTER RELATED - REP & MAINT	57,710.00	3,569.50	18,257.50	39,452.50	31.64	12,921.00
100-5152-290 OTHER CONTRACTUAL	1,100.00	.00	.00	1,100.00	.00	.00
100-5152-310 OFFICE SUPPLIES & POSTAGE	5,700.00	116.05	739.36	4,960.64	12.97	853.01
100-5152-320 PUBLICATIONS, DUES & SUBSCRIPT	700.00	305.00	580.00	120.00	82.86	708.64
100-5152-325 TRAINING & TRAVEL	6,000.00	(12.74)	1,163.00	4,837.00	19.38	937.00
100-5152-326 TUITION REIMBURSEMENT	.00	.00	.00	.00	(.00)	(546.88)
100-5152-330 VEHICLE USE REIMBURSEMENT	660.00	.00	.00	660.00	.00	.00
100-5152-340 OPERATING MATERIALS & SUPPLIES	2,350.00	.00	.00	2,350.00	.00	.00
100-5152-570 TECHNOLOGY ISF ALLOCATION	11,190.00	932.50	2,797.50	8,392.50	25.00	2,697.51
100-5152-572 INSURANCE ISF ALLOCATION	2,185.00	182.08	546.24	1,638.76	25.00	583.74
TOTAL FINANCE & TREASURY	422,571.00	24,305.48	93,026.00	329,545.00	22.01	86,057.96
<u>ASSESSING</u>						
100-5153-110 SALARIES & WAGES-ASSESSORS OF	294,563.00	18,316.80	61,052.19	233,510.81	20.73	64,848.04
100-5153-115 OVERTIME WAGES	3,211.00	.00	1,107.00	2,104.00	34.48	.00
100-5153-131 FICA	22,852.00	1,379.77	4,668.59	18,183.41	20.43	4,918.69
100-5153-132 WRS	19,566.00	1,199.75	4,091.10	15,474.90	20.91	4,402.13
100-5153-135 LONGEVITY BENEFIT	945.00	.00	945.00	.00	100.00	855.00
100-5153-140 PER DIEMS - BOR	270.00	.00	.00	270.00	.00	.00
100-5153-160 HEALTH INS	68,618.00	2,144.34	15,502.92	53,115.08	22.59	18,236.16
100-5153-161 LIFE INS	1,040.00	32.20	237.02	802.98	22.79	240.42
100-5153-162 DISABILITY INS	1,535.00	.00	.00	1,535.00	.00	.00
100-5153-163 DENTAL INS	5,325.00	158.49	1,807.79	3,517.21	33.95	1,267.92
100-5153-245 COMPUTER RELATED - REP & MAINT	14,700.00	156.25	6,186.70	8,513.30	42.09	13,740.38
100-5153-290 OTHER CONTRACTUAL	25,450.00	.00	(18.20)	25,468.20	(.07)	300.00
100-5153-310 OFFICE SUPPLIES & POSTAGE	6,750.00	111.70	183.75	6,566.25	2.72	235.08
100-5153-320 PUBLICATIONS, DUES & SUBSCRIPT	1,085.00	.00	649.20	435.80	59.83	644.20
100-5153-323 UNIFORMS & PROTECTIVE GEAR	160.00	.00	.00	160.00	.00	.00
100-5153-325 TRAINING & TRAVEL	3,800.00	26.00	964.00	2,836.00	25.37	135.00
100-5153-330 VEHICLE USE REIMBURSEMENT	3,300.00	511.79	511.79	2,788.21	15.51	102.46
100-5153-340 OPERATING MATERIALS & SUPPLIES	50.00	.00	.00	50.00	.00	.00
100-5153-570 TECHNOLOGY ISF ALLOCATION	16,280.00	1,356.67	4,070.01	12,209.99	25.00	3,946.26
100-5153-572 INSURANCE ISF ALLOCATION	9,455.00	787.92	2,363.76	7,091.24	25.00	2,015.01
TOTAL ASSESSING	498,955.00	26,181.68	104,322.62	394,632.38	20.91	115,886.75

**CITY OF FITCHBURG
EXPENDITURES WITH COMPARISON TO BUDGET
FOR THE 3 MONTHS ENDING MARCH 31, 2019**

GENERAL FUND

	BUDGET	PERIOD ACTUAL	YTD ACTUAL	UNEXPENDED	% OF BUDGET	PRIOR YTD
<u>BLDGS & GROUNDS - SAFETY BLDG</u>						
100-5162-240 REPAIRS & MAINT - BY OTHERS	12,050.00	85.00	1,891.67	10,158.33	15.70	1,596.53
100-5162-350 REPAIR & MAINT SUPPLIES	4,000.00	.00	502.24	3,497.76	12.56	626.11
100-5162-355 EQUIPMENT EXPENSE	500.00	.00	.00	500.00	.00	.00
100-5162-360 BLDG CUSTODIAL SUPPLIES	4,400.00	195.46	677.42	3,722.58	15.40	774.27
100-5162-365 UTILITIES	30,000.00	2,827.81	5,224.31	24,775.69	17.41	9,686.64
TOTAL BLDGS & GROUNDS - SAFETY	50,950.00	3,108.27	8,295.64	42,654.36	16.28	12,683.55
<u>BLDGS & GROUNDS - FIRE STA #2</u>						
100-5163-240 REPAIRS & MAINT - BY OTHERS	.00	.00	.00	.00	.00	5,598.76
100-5163-350 REPAIR & MAINT SUPPLIES	.00	.00	.00	.00	.00	30.15
100-5163-360 BLDG CUSTODIAL SUPPLIES	.00	.00	.00	.00	.00	444.99
100-5163-365 UTILITIES	.00	.00	.00	.00	.00	3,977.26
TOTAL BLDGS & GROUNDS - FIRE ST	.00	.00	.00	.00	.00	10,051.16
<u>BLDGS & GROUNDS - MAINT BLDG</u>						
100-5164-240 REPAIRS & MAINTENANCE BY OTHER	18,800.00	126.00	319.03	18,480.97	1.70	3,761.60
100-5164-350 REPAIR & MAINTENANCE SUPPLIES	7,000.00	39.96	61.95	6,938.05	.89	595.63
100-5164-360 BLDG CUSTODIAL SUPPLIES	500.00	.00	.00	500.00	.00	.00
100-5164-365 UTILITIES	22,275.00	4,279.90	8,048.03	14,226.97	36.13	11,553.29
TOTAL BLDGS & GROUNDS - MAINT B	48,575.00	4,445.86	8,429.01	40,145.99	17.35	15,910.52

**CITY OF FITCHBURG
EXPENDITURES WITH COMPARISON TO BUDGET
FOR THE 3 MONTHS ENDING MARCH 31, 2019**

GENERAL FUND

	BUDGET	PERIOD ACTUAL	YTD ACTUAL	UNEXPENDED	% OF BUDGET	PRIOR YTD
<u>BLDGS & GROUNDS-NEW CITY HALL</u>						
100-5165-110 SALARIES & WAGES-NEW CITY HALL	149,529.00	11,488.81	33,678.56	115,850.44	22.52	32,580.00
100-5165-115 OVERTIME	4,819.00	51.69	574.58	4,244.42	11.92	1,158.01
100-5165-131 FICA	11,897.00	876.14	2,642.62	9,254.38	22.21	2,579.91
100-5165-132 WRS	9,145.00	676.87	2,087.79	7,057.21	22.83	2,076.78
100-5165-135 LONGEVITY	1,170.00	.00	1,170.00	.00	100.00	1,080.00
100-5165-160 HEALTH INS	27,643.00	1,151.79	6,910.74	20,732.26	25.00	7,228.10
100-5165-161 LIFE INS	438.00	19.66	117.96	320.04	26.93	107.96
100-5165-162 DISABILITY INS	791.00	.00	.00	791.00	.00	.00
100-5165-163 DENTAL INS	2,054.00	81.52	489.12	1,564.88	23.81	481.68
100-5165-240 REPAIR & MAINT - BY OTHERS	38,200.00	370.78	3,521.82	34,678.18	9.22	4,285.85
100-5165-290 OTHER CONTRACTUAL SERVICES	300.00	24.61	72.21	227.79	24.07	70.39
100-5165-323 UNIFORMS & PROTECTIVE GEAR	900.00	589.03	699.02	200.98	77.67	.00
100-5165-335 VEHICLE EXPENSE	1,000.00	66.71	66.71	933.29	6.67	77.33
100-5165-350 REPAIR AND MAINT SUPPLIES	9,000.00	66.46	856.67	8,143.33	9.52	1,381.26
100-5165-355 EQUIPMENT EXPENSE	2,000.00	.00	.00	2,000.00	.00	.00
100-5165-360 BLDG CUSTODIAL SUPPLIES	9,500.00	.00	979.64	8,520.36	10.31	2,803.47
100-5165-365 UTILITIES	104,000.00	7,406.50	16,032.13	87,967.87	15.42	23,849.65
100-5165-570 TECHNOLOGY ISF ALLOCATION	17,945.00	1,495.42	4,486.26	13,458.74	25.00	4,194.99
100-5165-572 INSURANCE ISF ALLOCATION	15,425.00	1,285.42	3,856.26	11,568.74	25.00	3,663.75
TOTAL BLDGS & GROUNDS-NEW CITY	405,756.00	25,651.41	78,242.09	327,513.91	19.28	87,619.13
<u>BLDGS & GRNDS-POLICE EVIDENCE</u>						
100-5166-240 REPAIRS & MAINT - BY OTHERS	6,000.00	440.00	440.00	5,560.00	7.33	1,796.00
100-5166-350 REPAIR & MAINT SUPPLIES	500.00	.00	122.60	377.40	24.52	.00
100-5166-365 UTILITIES	4,500.00	530.50	990.48	3,509.52	22.01	1,332.32
TOTAL BLDGS & GRNDS-POLICE EVID	11,000.00	970.50	1,553.08	9,446.92	14.12	3,128.32
<u>BLDGS & GROUNDS - FS #2 MKTPL</u>						
100-5167-240 REPAIRS & MAINT - BY OTHERS	10,500.00	1,511.38	2,177.38	8,322.62	20.74	115.00
100-5167-350 REPAIR & MAINT SUPPLIES	2,000.00	33.45	519.17	1,480.83	25.96	553.96
100-5167-355 EQUIPMENT EXPENSE	500.00	.00	.00	500.00	.00	.00
100-5167-360 BLDG CUSTODIAL SUPPLIES	4,000.00	195.47	677.43	3,322.57	16.94	311.49
100-5167-365 UTILITIES	27,000.00	3,047.28	6,723.38	20,276.62	24.90	8,250.23
TOTAL BLDGS & GROUNDS - FS #2 M	44,000.00	4,787.58	10,097.36	33,902.64	22.95	9,230.68

**CITY OF FITCHBURG
EXPENDITURES WITH COMPARISON TO BUDGET
FOR THE 3 MONTHS ENDING MARCH 31, 2019**

GENERAL FUND

	BUDGET	PERIOD ACTUAL	YTD ACTUAL	UNEXPENDED	% OF BUDGET	PRIOR YTD
<u>BLDGS & GROUNDS - FS#1 UPTOWN</u>						
100-5168-240 REPAIRS & MAINT - BY OTHERS	500.00	.00	.00	500.00	.00	.00
100-5168-355 EQUIPMENT EXPENSE	3,000.00	.00	.00	3,000.00	.00	.00
100-5168-360 BLDG CUSTODIAL SUPPLIES	2,500.00	.00	.00	2,500.00	.00	.00
100-5168-365 UTILITIES	27,000.00	.00	.00	27,000.00	.00	.00
TOTAL BLDGS & GROUNDS - FS#1 UP	33,000.00	.00	.00	33,000.00	.00	.00
<u>INTERDEPARTMENTAL - OTHER</u>						
100-5190-131 FICA	4,085.00	.00	3,939.53	145.47	96.44	3,012.52
100-5190-189 EMPLOYEE RETIREMENT RESERVE	116,800.00	.00	51,497.62	65,302.38	44.09	55,740.96
100-5190-255 DEBT COLLECTION EXPENSE	4,000.00	239.55	411.55	3,588.45	10.29	554.30
100-5190-310 OFFICE SUPPLIES - INTERDEPT	14,000.00	2,383.28	3,861.55	10,138.45	27.58	1,251.63
100-5190-311 POSTAGE CLEARING - INTERDEPT	.00	(1,488.05)	(4,309.15)	4,309.15	.00	(3,961.99)
100-5190-380 EMPLOYEE RECOG & MEMORIALS	4,250.00	.00	135.00	4,115.00	3.18	175.87
100-5190-900 CONTINGENCY - UNDESIGNATED	12,500.00	.00	.00	12,500.00	.00	.00
100-5190-991 BAD DEBT EXPENSE	3,000.00	.00	1,103.32	1,896.68	36.78	1,272.40
TOTAL INTERDEPARTMENTAL - OTHE	158,635.00	1,134.78	56,639.42	101,995.58	35.70	58,045.69

**CITY OF FITCHBURG
EXPENDITURES WITH COMPARISON TO BUDGET
FOR THE 3 MONTHS ENDING MARCH 31, 2019**

GENERAL FUND

	BUDGET	PERIOD ACTUAL	YTD ACTUAL	UNEXPENDED	% OF BUDGET	PRIOR YTD
<u>LAW ENFORCEMENT</u>						
100-5210-110 SALARIES & WAGES - POLICE	4,636,587.00	345,491.77	1,028,638.39	3,607,948.61	22.19	965,878.45
100-5210-115 OVERTIME	206,216.00	20,228.47	58,347.54	147,868.46	28.29	74,149.00
100-5210-120 PT/LTE/SEASONAL WAGES	61,116.00	7,030.34	19,308.58	41,807.42	31.59	10,877.14
100-5210-125 SHIFT DIFFERENTIAL	21,024.00	2,287.50	7,211.75	13,812.25	34.30	6,768.49
100-5210-131 FICA	380,746.00	28,288.60	84,564.85	296,181.15	22.21	82,792.45
100-5210-132 WRS	514,257.00	37,900.34	115,787.78	398,469.22	22.52	109,660.02
100-5210-135 LONGEVITY	24,660.00	.00	24,660.00	.00	100.00	22,710.00
100-5210-160 HEALTH INS	928,307.00	35,356.98	209,381.18	718,925.82	22.56	225,406.91
100-5210-161 LIFE INS	6,757.00	277.91	1,638.60	5,118.40	24.25	1,568.95
100-5210-162 DISABILITY INS	8,318.00	.00	.00	8,318.00	.00	.00
100-5210-163 DENTAL INS	67,623.00	2,574.81	15,244.84	52,378.16	22.54	14,460.59
100-5210-190 HOLIDAY PREMIUM	27,461.00	.00	8,559.41	18,901.59	31.17	7,550.43
100-5210-210 PROFESSIONAL SERVICES	15,000.00	.00	.00	15,000.00	.00	.00
100-5210-240 REPAIRS & MAINT - BY OTHERS	12,100.00	5,426.66	5,702.76	6,397.24	47.13	2,685.41
100-5210-245 COMPUTER RELATED - REP & MAINT	16,740.00	.00	938.00	15,802.00	5.60	854.00
100-5210-260 POLICE VEHICLE LEASE PROGRAM	109,250.00	.00	.00	109,250.00	.00	9,070.50
100-5210-290 OTHER CONTRACTUAL/CROSS GUAR	5,500.00	.00	.00	5,500.00	.00	.00
100-5210-310 OFFICE SUPPLIES & POSTAGE	12,510.00	800.49	2,059.28	10,450.72	16.46	2,078.77
100-5210-320 PUBLICATIONS, DUES & SUBSCRIPT	2,400.00	.00	955.00	1,445.00	39.79	855.00
100-5210-323 UNIFORMS & PROTECTIVE GEAR	54,875.00	3,856.74	4,870.97	50,004.03	8.88	(5,108.46)
100-5210-324 YMCA MEMBERSHIP	6,000.00	469.00	1,866.90	4,133.10	31.12	1,113.00
100-5210-325 TRAINING & TRAVEL	37,400.00	2,873.76	11,620.82	25,779.18	31.07	4,782.00
100-5210-326 TUITION REIMBURSEMENT	23,500.00	.00	.00	23,500.00	.00	.00
100-5210-330 VEHICLE USE REIMBURSEMENT	200.00	.00	.00	200.00	.00	.00
100-5210-335 VEHICLE EXPENSE (G&O, REPAIRS)	134,280.00	22,227.13	28,340.98	105,939.02	21.11	21,790.53
100-5210-340 OPERATING MATERIALS & SUPPLIES	11,500.00	266.51	2,764.32	8,735.68	24.04	1,499.81
100-5210-345 PUBLIC INFORMATION & EDUCATION	10,000.00	453.59	453.59	9,546.41	4.54	2,706.67
100-5210-350 REPAIR & MAINT SUPPLIES	700.00	58.75	97.28	602.72	13.90	82.17
100-5210-355 EQUIPMENT EXPENSE	52,110.00	858.26	2,542.34	49,567.66	4.88	3,886.21
100-5210-363 COMMUNICATIONS EXPENSE	3,000.00	.00	.00	3,000.00	.00	.00
100-5210-383 FIREARMS & AMMUNITION	39,900.00	22,371.42	24,507.18	15,392.82	61.42	1,462.62
100-5210-384 INVESTIGATIVE SUPPLIES	25,590.00	4,303.09	4,872.76	20,717.24	19.04	4,536.12
100-5210-392 K-9 UNIT	1,000.00	.00	510.93	489.07	51.09	4.59
100-5210-570 TECHNOLOGY ISF ALLOCATION	292,380.00	24,365.00	73,095.00	219,285.00	25.00	68,304.99
100-5210-571 MPSIS ALLOCATION	159,040.00	159,039.42	159,039.42	.58	100.00	.00
100-5210-572 INSURANCE ISF ALLOCATION	132,733.00	11,244.42	33,333.26	99,399.74	25.11	29,122.50
TOTAL LAW ENFORCEMENT	8,040,780.00	738,050.96	1,930,913.71	6,109,866.29	24.01	1,671,548.86

**CITY OF FITCHBURG
EXPENDITURES WITH COMPARISON TO BUDGET
FOR THE 3 MONTHS ENDING MARCH 31, 2019**

GENERAL FUND

	BUDGET	PERIOD ACTUAL	YTD ACTUAL	UNEXPENDED	% OF BUDGET	PRIOR YTD
FIRE DEPARTMENT						
100-5220-110 SALARIES & WAGES - FIRE DEPT	1,100,613.00	87,167.83	254,977.15	845,635.85	23.17	245,024.99
100-5220-115 OVERTIME	96,449.00	9,007.27	25,202.36	71,246.64	26.13	47,573.30
100-5220-120 PT/LTE/SEASONAL WAGES	35,100.00	.00	(75.00)	35,175.00	(.21)	.00
100-5220-131 FICA	144,493.00	10,296.80	30,032.43	114,460.57	20.78	31,141.93
100-5220-132 WRS	194,016.00	12,754.67	38,115.90	155,900.10	19.65	38,749.32
100-5220-135 LONGEVITY	8,145.00	.00	8,145.00	.00	100.00	7,650.00
100-5220-150 POC SERVICES	643,725.00	39,661.15	117,058.76	526,666.24	18.18	114,467.31
100-5220-160 HEALTH INS	252,687.00	9,481.88	56,944.09	195,742.91	22.54	60,495.55
100-5220-161 LIFE INS	2,238.00	42.62	277.05	1,960.95	12.38	222.70
100-5220-162 DISABILITY INS	5,934.00	.00	.00	5,934.00	.00	.00
100-5220-163 DENTAL INS	16,940.00	657.65	3,891.98	13,048.02	22.98	3,956.80
100-5220-190 HOLIDAY PREMIUM	4,770.00	.00	2,037.73	2,732.27	42.72	1,498.35
100-5220-240 REPAIRS & MAINT - BY OTHERS	16,000.00	.00	.00	16,000.00	.00	565.87
100-5220-245 COMPUTER RELATED - REP & MAINT	11,200.00	.00	810.00	10,390.00	7.23	4,127.05
100-5220-250 PUBLIC NOTICES/ADS	500.00	.00	.00	500.00	.00	18.27
100-5220-290 OTHER CONTRACTUAL SERVICES	3,520.00	.00	.00	3,520.00	.00	.00
100-5220-310 OFFICE SUPPLIES & POSTAGE	3,000.00	42.65	311.70	2,688.30	10.39	862.68
100-5220-320 PUBLICATIONS, DUES & SUBSCRIPT	7,415.00	605.00	3,805.50	3,609.50	51.32	4,740.00
100-5220-323 UNIFORMS	21,300.00	276.47	10,333.27	10,966.73	48.51	10,449.99
100-5220-324 PROTECTIVE GEAR	58,000.00	1,485.36	2,354.62	55,645.38	4.06	10,399.68
100-5220-325 TRAINING & TRAVEL	39,515.00	607.52	3,993.94	35,521.06	10.11	6,921.28
100-5220-326 TUITION REIMBURSEMENT	20,400.00	.00	.00	20,400.00	.00	.00
100-5220-330 VEHICLE USE REIMBURSEMENT	195.00	.00	.00	195.00	.00	.00
100-5220-335 VEHICLE EXPENSE (G&O, REPAIRS)	115,000.00	4,840.89	9,181.40	105,818.60	7.98	15,168.43
100-5220-340 OPERATING MATERIALS & SUPPLIES	6,000.00	43.49	1,681.74	4,318.26	28.03	2,625.82
100-5220-341 MEDICAL/EMS SUPPLIES	6,000.00	400.32	1,532.98	4,467.02	25.55	418.56
100-5220-345 PUBLIC INFORMATION & EDUCATION	5,000.00	.00	.00	5,000.00	.00	.00
100-5220-350 REPAIR & MAINT SUPPLIES	3,000.00	159.84	567.92	2,432.08	18.93	78.29
100-5220-355 EQUIPMENT EXPENSE	31,000.00	3,082.09	8,477.88	22,522.12	27.35	9,856.29
100-5220-363 COMMUNICATIONS EXPENSE	11,000.00	11.75	81.75	10,918.25	.74	665.00
100-5220-365 TELEPHONE	5,000.00	265.99	703.99	4,296.01	14.08	340.56
100-5220-570 TECHNOLOGY ISF ALLOCATION	106,985.00	8,915.42	26,746.26	80,238.74	25.00	26,036.25
100-5220-572 INSURANCE ISF ALLOCATION	95,415.00	7,951.25	23,853.75	71,561.25	25.00	21,185.01
TOTAL FIRE DEPARTMENT	3,070,555.00	197,757.91	631,044.15	2,439,510.85	20.55	665,239.28

**CITY OF FITCHBURG
EXPENDITURES WITH COMPARISON TO BUDGET
FOR THE 3 MONTHS ENDING MARCH 31, 2019**

GENERAL FUND

	BUDGET	PERIOD ACTUAL	YTD ACTUAL	UNEXPENDED	% OF BUDGET	PRIOR YTD
<u>BUILDING INSPECTION</u>						
100-5240-110 SALARIES & WAGES - BLDG INSP	224,750.00	17,377.20	50,860.82	173,889.18	22.63	48,797.45
100-5240-115 OVERTIME	2,590.00	218.10	494.74	2,095.26	19.10	351.13
100-5240-131 FICA	17,571.00	1,315.16	3,951.16	13,619.84	22.49	3,869.45
100-5240-132 WRS	15,044.00	1,152.50	3,517.08	11,526.92	23.38	3,440.72
100-5240-135 LONGEVITY	2,340.00	.00	2,340.00	.00	100.00	2,205.00
100-5240-160 HEALTH INS	43,049.00	1,793.74	10,762.36	32,286.64	25.00	11,431.54
100-5240-161 LIFE INS	807.00	36.51	219.12	587.88	27.15	213.15
100-5240-162 DISABILITY INS	1,193.00	.00	.00	1,193.00	.00	.00
100-5240-163 DENTAL INS	4,115.00	163.27	979.62	3,135.38	23.81	979.63
100-5240-210 PROFESSIONAL SERVICES	.00	10.00	10.00	(10.00)	.00	.00
100-5240-245 COMPUTER RELATED - REP & MAINT	7,000.00	.00	6,750.00	250.00	96.43	.00
100-5240-310 OFFICE SUPPLIES & POSTAGE	500.00	2.65	138.17	361.83	27.63	41.32
100-5240-320 PUBLICATIONS, DUES & SUBSCRIPT	725.00	40.00	360.06	364.94	49.66	120.00
100-5240-323 UNIFORMS & PROTECTIVE GEAR	1,000.00	.00	129.99	870.01	13.00	104.99
100-5240-325 TRAINING & TRAVEL	8,000.00	972.00	2,217.00	5,783.00	27.71	1,830.00
100-5240-330 VEHICLE USE REIMBURSEMENT	479.00	.00	.00	479.00	.00	.00
100-5240-335 VEHICLE EXPENSE (GAS & OIL)	3,168.00	146.42	208.86	2,959.14	6.59	324.09
100-5240-340 OPERATING MATERIALS & SUPPLIES	4,000.00	261.20	1,945.19	2,054.81	48.63	1,700.00
100-5240-345 PUBLIC INFORMATION & EDUCATION	200.00	.00	.00	200.00	.00	.00
100-5240-570 TECHNOLOGY ISF ALLOCATION	14,975.00	1,247.92	3,743.76	11,231.24	25.00	3,586.26
100-5240-572 INSURANCE ISF ALLOCATION	9,195.00	766.25	2,298.75	6,896.25	25.00	1,897.50
TOTAL BUILDING INSPECTION	360,701.00	25,502.92	90,926.68	269,774.32	25.21	80,892.23
<u>OTHER PUBLIC SAFETY</u>						
100-5290-131 FICA	2,365.00	.00	.00	2,365.00	.00	13.00
100-5290-140 PER DIEMS - POLICE & FIRE COMM	1,500.00	.00	.00	1,500.00	.00	170.00
100-5290-210 PROFESSIONAL SERVICES	.00	.00	.00	.00	.00	9,300.00
100-5290-265 WEIGHTS & MEASURES	3,600.00	.00	.00	3,600.00	.00	.00
100-5290-269 DANE COM/ANALOG TACTICAL	200,225.00	750.70	52,242.23	147,982.77	26.09	120,984.77
100-5290-270 FITCHRONA EMS CONTRIBUTION	506,566.00	.00	253,283.05	253,282.95	50.00	238,714.00
TOTAL OTHER PUBLIC SAFETY	714,256.00	750.70	305,525.28	408,730.72	42.78	369,181.77

**CITY OF FITCHBURG
EXPENDITURES WITH COMPARISON TO BUDGET
FOR THE 3 MONTHS ENDING MARCH 31, 2019**

GENERAL FUND

	BUDGET	PERIOD ACTUAL	YTD ACTUAL	UNEXPENDED	% OF BUDGET	PRIOR YTD
<u>PUBLIC WORKS</u>						
100-5300-110 SALARIES & WAGES - PUBLIC WKS	770,703.00	54,142.94	167,153.91	603,549.09	21.69	136,258.50
100-5300-115 OVERTIME	28,025.00	2,162.48	25,767.99	2,257.01	91.95	13,819.78
100-5300-120 PT/LTE/SEASONAL WAGES	13,500.00	.00	.00	13,500.00	.00	.00
100-5300-131 FICA	62,418.00	4,231.42	14,599.50	47,818.50	23.39	11,783.63
100-5300-132 WRS	52,499.00	3,685.55	12,875.86	39,623.14	24.53	10,334.61
100-5300-135 LONGEVITY	3,690.00	.00	3,690.00	.00	100.00	3,397.50
100-5300-140 PER DIEMS - BD OF PUBLIC WKS	1,580.00	.00	.00	1,580.00	.00	87.50
100-5300-160 HEALTH INS	167,998.00	6,731.45	42,834.25	125,163.75	25.50	36,559.40
100-5300-161 LIFE INS	1,888.00	69.45	435.53	1,452.47	23.07	328.82
100-5300-162 DISABILITY INS	4,419.00	.00	.00	4,419.00	.00	.00
100-5300-163 DENTAL INS	12,748.00	486.54	3,116.85	9,631.15	24.45	2,499.72
100-5300-210 PROFESSIONAL SERVICES	2,000.00	.00	.00	2,000.00	.00	.00
100-5300-220 STREET LIGHT SERVICE - MG&E	153,000.00	12,945.99	25,707.86	127,292.14	16.80	36,270.56
100-5300-225 STREET LIGHT MAINTENANCE	37,055.00	.00	701.02	36,353.98	1.89	5,514.11
100-5300-230 TRAFFIC SIGNAL MAINTENANCE	23,000.00	.00	.00	23,000.00	.00	1,957.77
100-5300-245 COMPUTER RELATED REP & MAINT	2,100.00	.00	1,517.60	582.40	72.27	1,344.00
100-5300-250 PUBLIC NOTICES/ADS	600.00	41.08	41.08	558.92	6.85	195.68
100-5300-290 OTHER CONTRACTUAL	.00	.00	75.00	(75.00)	.00	.00
100-5300-310 OFFICE SUPPLIES & POSTAGE	1,600.00	16.35	241.28	1,358.72	15.08	131.94
100-5300-320 PUBLICATIONS, DUES & SUBSCRIPT	9,400.00	.00	1,110.00	8,290.00	11.81	.00
100-5300-323 UNIFORMS & PROTECTIVE GEAR	10,950.00	411.48	1,542.44	9,407.56	14.09	1,478.09
100-5300-325 TRAINING & TRAVEL	9,305.00	.00	13.00	9,292.00	.14	387.28
100-5300-330 VEHICLE USE REIMBURSEMENT	480.00	.00	.00	480.00	.00	.00
100-5300-335 VEHICLE EXPENSE (G&O, REPAIRS)	108,600.00	(6,007.11)	42,343.03	66,256.97	38.99	16,759.78
100-5300-340 OPERATING MATERIALS & SUPPLIES	1,500.00	.00	.00	1,500.00	.00	.00
100-5300-345 PUBLIC INFORMATION & EDUCATION	300.00	.00	.00	300.00	.00	.00
100-5300-350 REPAIR & MAINT SUPPLIES	28,700.00	1,183.66	5,138.63	23,561.37	17.90	6,626.67
100-5300-355 EQUIPMENT EXPENSE	7,000.00	447.50	1,172.41	5,827.59	16.75	1,148.42
100-5300-363 COMMUNICATIONS EXPENSE	500.00	.00	.00	500.00	.00	.00
100-5300-370 ROADWAY SUPPLIES	184,314.00	45,768.56	56,612.77	127,701.23	30.72	48,299.01
100-5300-371 POLES & LIGHTS REPLACE STOCK	11,500.00	.00	.00	11,500.00	.00	3,303.00
100-5300-375 ROAD MAINTENANCE	240,000.00	.00	.00	240,000.00	.00	.00
100-5300-570 TECHNOLOGY ISF ALLOCATION	35,855.00	2,987.92	8,963.76	26,891.24	25.00	7,586.25
100-5300-572 INSURANCE ISF ALLOCATION	51,530.00	4,294.17	12,882.51	38,647.49	25.00	10,871.25
TOTAL PUBLIC WORKS	2,038,757.00	133,599.43	428,536.28	1,610,220.72	21.02	356,943.27
<u>MASS TRANSIT - MM BUS SUBSIDY</u>						
100-5352-200 METRO TRANSIT SERVICES	497,490.00	.00	.00	497,490.00	.00	.00
100-5352-290 OTHER CONTRACTUAL SERVICES	65,823.00	.00	.00	65,823.00	.00	2,090.80
TOTAL MASS TRANSIT - MM BUS SUB	563,313.00	.00	.00	563,313.00	.00	2,090.80

**CITY OF FITCHBURG
EXPENDITURES WITH COMPARISON TO BUDGET
FOR THE 3 MONTHS ENDING MARCH 31, 2019**

GENERAL FUND

	BUDGET	PERIOD ACTUAL	YTD ACTUAL	UNEXPENDED	% OF BUDGET	PRIOR YTD
<u>SENIOR CITIZENS PROGRAMS</u>						
100-5460-110 SALARIES & WAGES - SENIOR CTR	403,681.00	30,928.01	91,242.20	312,438.80	22.60	85,966.46
100-5460-115 OVERTIME	.00	.00	46.55	(46.55)	.00	.00
100-5460-120 PT/LTE/SEASONAL WAGES	10,000.00	1,240.00	2,962.50	7,037.50	29.63	2,882.00
100-5460-131 FICA	31,921.00	2,402.08	7,190.36	24,730.64	22.53	6,854.70
100-5460-132 WRS	27,974.00	2,025.76	6,213.98	21,760.02	22.21	5,985.52
100-5460-135 LONGEVITY	3,582.00	.00	3,582.00	.00	100.00	3,366.00
100-5460-140 PER DIEMS - COMM ON AGING	1,480.00	.00	.00	1,480.00	.00	35.00
100-5460-160 HEALTH INS	92,774.00	3,865.24	23,191.44	69,582.56	25.00	22,597.36
100-5460-161 LIFE INS	718.00	27.49	165.03	552.97	22.98	152.64
100-5460-162 DISABILITY INS	2,276.00	.00	.00	2,276.00	.00	.00
100-5460-163 DENTAL INS	7,140.00	283.28	1,699.68	5,440.32	23.81	1,559.72
100-5460-211 OREGON SNR CTR CONTRIBUTION	1,000.00	.00	.00	1,000.00	.00	.00
100-5460-240 REPAIRS & MAINT - BY OTHERS	1,790.00	257.78	257.78	1,532.22	14.40	260.19
100-5460-290 OTHER CONTRACTUAL	22,980.00	301.81	2,583.18	20,396.82	11.24	91.42
100-5460-310 OFFICE SUPPLIES & POSTAGE	1,460.00	75.50	205.68	1,254.32	14.09	615.49
100-5460-320 PUBLICATIONS, DUES & SUBSCRIPT	455.00	.00	495.42	(40.42)	108.88	315.29
100-5460-325 TRAINING & TRAVEL	2,400.00	40.00	44.00	2,356.00	1.83	17.00
100-5460-330 VEHICLE USE REIMBURSEMENT	1,720.00	67.86	67.86	1,652.14	3.95	198.93
100-5460-335 VEHICLE EXPENSE (G&O, REPAIRS)	745.00	.00	16.83	728.17	2.26	.00
100-5460-340 OPERATING MATERIALS & SUPPLIES	600.00	1,917.26	2,070.01	(1,470.01)	345.00	221.05
100-5460-345 PUBLIC INFORMATION & EDUCATION	3,600.00	348.47	1,266.80	2,333.20	35.19	254.72
100-5460-355 EQUIPMENT EXPENSE	550.00	34.29	34.29	515.71	6.23	129.99
100-5460-386 NUTRITION PROGRAM	2,700.00	75.71	516.53	2,183.47	19.13	1,360.29
100-5460-387 SENIOR PROGRAMS EXPENSE	1,000.00	276.05	665.19	334.81	66.52	5,737.49
100-5460-391 VOLUNTEER PROGRAM EXP	1,700.00	.00	.00	1,700.00	.00	.00
100-5460-570 TECHNOLOGY ISF ALLOCATION	29,870.00	2,489.17	7,467.51	22,402.49	25.00	7,241.25
100-5460-572 INSURANCE ISF ALLOCATION	12,122.00	1,010.17	3,030.51	9,091.49	25.00	2,396.25
TOTAL SENIOR CITIZENS PROGRAMS	666,238.00	47,665.93	155,015.33	511,222.67	23.27	148,238.76
<u>COMMUNITY CENTER</u>						
100-5514-110 SALARIES & WAGES	.00	.00	.00	.00	.00	107.16
100-5514-120 PT/LTE/SEASONAL WAGES	25,084.00	519.07	1,330.88	23,753.12	5.31	465.75
100-5514-131 FICA	1,919.00	39.72	101.83	1,817.17	5.31	63.79
100-5514-132 WRS	.00	.00	.00	.00	.00	18.38
100-5514-160 HEALTH INS	.00	.00	.00	.00	.00	107.13
100-5514-161 LIFE INS	.00	.00	.00	.00	.00	1.39
100-5514-163 DENTAL INS	.00	.00	.00	.00	.00	7.45
100-5514-240 REPAIRS & MAINT - BY OTHERS	17,050.00	.00	616.23	16,433.77	3.61	1,041.84
100-5514-290 OTHER CONTRACTUAL SERVICES	400.00	.00	.00	400.00	.00	106.00
100-5514-350 REPAIR & MAINT SUPPLIES	17,000.00	35.79	320.34	16,679.66	1.88	386.04
100-5514-355 EQUIPMENT EXPENSE	4,000.00	.00	.00	4,000.00	.00	.00
100-5514-360 BLDG CUSTODIAL SUPPLIES	6,500.00	.00	1,582.35	4,917.65	24.34	836.86
100-5514-365 UTILITIES & PAY TELEPHONE	32,100.00	2,146.66	4,805.11	27,294.89	14.97	8,798.97
100-5514-572 INSURANCE ISF ALLOCATION	4,470.00	372.50	1,117.50	3,352.50	25.00	1,102.50
TOTAL COMMUNITY CENTER	108,523.00	3,113.74	9,874.24	98,648.76	9.10	13,043.26

**CITY OF FITCHBURG
EXPENDITURES WITH COMPARISON TO BUDGET
FOR THE 3 MONTHS ENDING MARCH 31, 2019**

GENERAL FUND

	BUDGET	PERIOD ACTUAL	YTD ACTUAL	UNEXPENDED	% OF BUDGET	PRIOR YTD
<u>PARKS DEPARTMENT</u>						
100-5520-110 SALARIES & WAGES - PARKS DEPT	451,550.00	35,644.74	102,251.79	349,298.21	22.64	97,278.01
100-5520-115 OVERTIME	14,805.00	560.81	7,314.92	7,490.08	49.41	5,302.39
100-5520-120 PT/LTE/SEASONAL WAGES	49,920.00	.00	.00	49,920.00	.00	2,406.77
100-5520-131 FICA	39,812.00	2,676.78	8,237.72	31,574.28	20.69	7,938.84
100-5520-132 WRS	31,596.00	2,371.48	7,447.94	24,148.06	23.57	7,047.62
100-5520-135 LONGEVITY	4,140.00	.00	4,140.00	.00	100.00	2,947.50
100-5520-140 PER DIEMS - PARKS COMMISSION	.00	.00	.00	.00	.00	200.00
100-5520-160 HEALTH INS	102,577.00	4,151.62	24,700.09	77,876.91	24.08	22,494.29
100-5520-161 LIFE INS	1,317.00	59.49	361.38	955.62	27.44	319.11
100-5520-163 DENTAL INS	7,387.00	299.17	1,777.28	5,609.72	24.06	1,552.59
100-5520-250 PUBLIC NOTICES/ADS	500.00	.00	227.63	272.37	45.53	116.38
100-5520-289 GOLF COURSE MAINTENANCE	30,000.00	2,500.00	7,500.00	22,500.00	25.00	7,500.00
100-5520-290 OTHER CONTRACTUAL	127,800.00	640.00	1,080.00	126,720.00	.85	1,087.50
100-5520-310 OFFICE SUPPLIES & POSTAGE	750.00	9.70	97.80	652.20	13.04	126.67
100-5520-320 PUBLICATIONS, DUES & SUBSCRIPT	750.00	135.00	570.00	180.00	76.00	575.00
100-5520-323 UNIFORMS & PROTECTIVE GEAR	5,450.00	279.76	1,598.58	3,851.42	29.33	1,113.79
100-5520-325 TRAINING & TRAVEL	3,950.00	285.00	1,946.50	2,003.50	49.28	872.32
100-5520-335 VEHICLE EXPENSE (G&O, REPAIRS)	34,025.00	6,174.05	6,456.45	27,568.55	18.98	5,979.39
100-5520-340 OPERATING MATERIALS & SUPPLIES	17,011.00	628.38	683.37	16,327.63	4.02	1,507.89
100-5520-350 REPAIR & MAINT SUPPLIES	35,000.00	1,383.55	4,066.42	30,933.58	11.62	3,253.29
100-5520-355 EQUIPMENT EXPENSE	12,700.00	427.50	1,111.34	11,588.66	8.75	2,688.33
100-5520-360 BUILDING REPAIRS & MAINTENANCE	12,800.00	634.76	2,336.66	10,463.34	18.26	603.51
100-5520-365 UTIL (SHELTERS) & TELEPHONE	39,000.00	1,826.66	3,563.62	35,436.38	9.14	13,410.62
100-5520-570 TECHNOLOGY ISF ALLOCATION	17,840.00	1,486.67	4,460.01	13,379.99	25.00	4,542.51
100-5520-572 INSURANCE ISF ALLOCATION	25,242.00	2,103.50	6,310.50	18,931.50	25.00	5,505.75
TOTAL PARKS DEPARTMENT	1,065,922.00	64,278.62	198,240.00	867,682.00	18.60	196,370.07

**CITY OF FITCHBURG
EXPENDITURES WITH COMPARISON TO BUDGET
FOR THE 3 MONTHS ENDING MARCH 31, 2019**

GENERAL FUND

	BUDGET	PERIOD ACTUAL	YTD ACTUAL	UNEXPENDED	% OF BUDGET	PRIOR YTD
<u>RECREATION & LEISURE</u>						
100-5530-110 SALARIES & WAGES - RECREATION	126,895.00	9,871.20	29,459.47	97,435.53	23.22	27,974.40
100-5530-115 OVERTIME	2,338.00	310.68	924.78	1,413.22	39.55	.00
100-5530-120 PT/LTE/SEASONAL WAGES	45,101.00	1,847.65	5,271.35	39,829.65	11.69	6,040.33
100-5530-131 FICA	13,405.00	880.76	2,594.89	10,810.11	19.36	2,430.29
100-5530-132 WRS	8,524.00	658.99	1,997.88	6,526.12	23.44	1,928.56
100-5530-135 LONGEVITY	900.00	.00	900.00	.00	100.00	810.00
100-5530-160 HEALTH INS	34,309.00	1,429.56	8,577.36	25,731.64	25.00	9,118.08
100-5530-161 LIFE INS	118.00	5.48	32.94	85.06	27.92	30.09
100-5530-162 DISABILITY INS	735.00	.00	.00	735.00	.00	.00
100-5530-163 DENTAL INS	2,663.00	105.66	633.96	2,029.04	23.81	633.96
100-5530-245 COMPUTER RELATED REP & MAINT	4,500.00	581.06	1,692.89	2,807.11	37.62	.00
100-5530-290 OTHER CONTRACTUAL SERVICES	45,000.00	12,721.24	19,123.45	25,876.55	42.50	14,125.70
100-5530-310 OFFICE SUPPLIES & POSTAGE	275.00	354.92	354.92 (79.92)	129.06	138.00
100-5530-320 PUBLICATIONS, DUES & SUBSCRIPT	600.00	.00	628.00 (28.00)	104.67	619.00
100-5530-325 TRAINING & TRAVEL	1,300.00	85.00	85.00	1,215.00	6.54	85.00
100-5530-335 VEHICLE OPERATING EXPENSE	500.00	.00	32.51	467.49	6.50	107.71
100-5530-345 PUBLIC INFORMATION & EDUCATION	8,400.00	.00	1,400.00	7,000.00	16.67	1,944.86
100-5530-387 RECREATION PROGRAMS EXPENSE	38,470.00	3,933.25	12,166.48	26,303.52	31.63	13,449.07
100-5530-570 TECHNOLOGY ISF ALLOCATION	9,505.00	792.08	2,376.24	7,128.76	25.00	2,337.51
100-5530-572 INSURANCE ISF ALLOCATION	6,725.00	560.42	1,681.26	5,043.74	25.00	1,460.01
TOTAL RECREATION & LEISURE	350,263.00	34,137.95	89,933.38	260,329.62	25.68	83,232.57
<u>ZONING & PLANNING</u>						
100-5630-110 SALARIES & WAGES - PLANNING	233,123.00	15,230.96	43,462.36	189,660.64	18.64	55,392.01
100-5630-115 OVERTIME	5,792.00	.00	.00	5,792.00	.00	.00
100-5630-120 PT/LTE/SEASONAL WAGES	8,580.00	490.88	740.88	7,839.12	8.63	.00
100-5630-131 FICA	18,989.00	1,191.54	3,193.84	15,795.16	16.82	4,352.90
100-5630-132 WRS	15,696.00	997.63	2,864.49	12,831.51	18.25	3,846.99
100-5630-135 LONGEVITY	720.00	.00	270.00	450.00	37.50	2,025.00
100-5630-140 PER DIEMS - COMMISSIONS & BDS	.00	.00	.00	.00	.00	220.00
100-5630-160 HEALTH INS	41,301.00	1,314.59	6,953.20	34,347.80	16.84	10,968.90
100-5630-161 LIFE INS	649.00	7.44	37.53	611.47	5.78	172.26
100-5630-162 DISABILITY INS	1,018.00	.00	.00	1,018.00	.00	.00
100-5630-163 DENTAL INS	3,145.00	71.96	431.10	2,713.90	13.71	748.74
100-5630-210 PROFESSIONAL SERVICES	29,200.00	.00	.00	29,200.00	.00	.00
100-5630-250 PUBLIC NOTICES/ADS	6,300.00	501.53	529.13	5,770.87	8.40	1,255.81
100-5630-310 OFFICE SUPPLIES & POSTAGE	1,600.00	67.05	152.57	1,447.43	9.54	281.53
100-5630-320 PUBLICATIONS, DUES & SUBSCRIPT	1,995.00	.00	324.00	1,671.00	16.24	639.00
100-5630-325 TRAINING & TRAVEL	6,800.00	20.00	376.74	6,423.26	5.54	.00
100-5630-330 VEHICLE USE REIMBURSEMENT	795.00	.00	.00	795.00	.00	.00
100-5630-340 OPERATING MATERIALS & SUPPLIES	250.00	.00	.00	250.00	.00	.00
100-5630-345 PUBLIC INFORMATION & EDUCATION	11,400.00	.00	.00	11,400.00	.00	.00
100-5630-570 TECHNOLOGY ISF ALLOCATION	16,475.00	1,372.92	4,118.76	12,356.24	25.00	3,977.49
100-5630-572 INSURANCE ISF ALLOCATION	2,195.00	182.92	548.76	1,646.24	25.00	568.74
TOTAL ZONING & PLANNING	406,023.00	21,449.42	64,003.36	342,019.64	15.76	84,449.37

**CITY OF FITCHBURG
EXPENDITURES WITH COMPARISON TO BUDGET
FOR THE 3 MONTHS ENDING MARCH 31, 2019**

GENERAL FUND

	BUDGET	PERIOD ACTUAL	YTD ACTUAL	UNEXPENDED	% OF BUDGET	PRIOR YTD
<u>ECONOMIC DEVELOPMENT</u>						
100-5670-110 SALARIES & WAGES - EDC	184,427.00	13,910.95	40,591.56	143,835.44	22.01	40,396.80
100-5670-131 FICA	14,260.00	1,034.60	3,109.00	11,151.00	21.80	3,117.89
100-5670-132 WRS	12,210.00	911.20	2,788.66	9,421.34	22.84	2,833.23
100-5670-135 LONGEVITY	1,980.00	.00	1,980.00	.00	100.00	1,890.00
100-5670-140 PER DIEMS - ECON DEV COMM	1,080.00	.00	.00	1,080.00	.00	25.00
100-5670-160 HEALTH INS	24,147.00	997.05	5,972.66	18,174.34	24.73	6,718.33
100-5670-161 LIFE INS	872.00	39.27	234.89	637.11	26.94	131.46
100-5670-162 DISABILITY INS	800.00	.00	.00	800.00	.00	.00
100-5670-163 DENTAL INS	1,813.00	71.36	427.54	1,385.46	23.58	431.76
100-5670-245 COMPUTER RELATED REP & MAINT	840.00	.00	840.00	.00	100.00	840.00
100-5670-310 OFFICE SUPPLIES & POSTAGE	1,350.00	.00	4.46	1,345.54	.33	94.94
100-5670-320 PUBLICATIONS, DUES & SUBSCRIPT	1,990.00	.00	540.00	1,450.00	27.14	540.00
100-5670-325 TRAINING & TRAVEL	1,250.00	348.00	909.80	340.20	72.78	575.25
100-5670-330 VEHICLE USE REIMBURSEMENT	630.00	.00	.00	630.00	.00	.00
100-5670-340 OPERATING MATERIALS & SUPPLIES	625.00	.00	.00	625.00	.00	15.77
100-5670-345 PUBLIC INFORMATION & EDUCATION	425.00	.00	.00	425.00	.00	.00
100-5670-363 COMMUNICATIONS EXPENSE	325.00	.00	.00	325.00	.00	.00
100-5670-570 TECHNOLOGY ISF ALLOCATION	7,880.00	656.67	1,970.01	5,909.99	25.00	1,898.76
100-5670-572 INSURANCE ISF ALLOCATION	6,085.00	507.08	1,521.24	4,563.76	25.00	1,406.25
TOTAL ECONOMIC DEVELOPMENT	262,989.00	18,476.18	60,889.82	202,099.18	23.15	60,915.44
<u>TRANSFERS TO OTHER FUNDS</u>						
100-5920-954 OTHER TRANS TO FUND 400	335,905.00	.00	.00	335,905.00	.00	276,712.00
TOTAL TRANSFERS TO OTHER FUND	335,905.00	.00	.00	335,905.00	.00	276,712.00
TOTAL FUND EXPENDITURES	21,216,674.00	1,467,420.62	4,655,094.17	16,561,579.83	21.94	4,741,126.19
NET REVENUE OVER EXPENDITURES	.00	(823,622.20)	12,627,198.07	(12,627,198.07)	.00	11,657,084.61

CITY OF FITCHBURG

BALANCE SHEET
MARCH 31, 2019

FUND 100 - GENERAL FUND

ASSETS

100-11100	CASH	(26,927,390.52)
100-11210	CASH HELD BY MCF - ENDOWMENT	62,703.53
100-11300	INVESTMENTS - LGIP #1	23,643,598.72
100-11310	PARK BANK MMKT 145605	7,457,240.87
100-11311	PARK BANK TAX ACCT 250 579	16.05
100-11335	WI BANK & TR - CERT OF DEPOSIT	240,000.00
100-11340	DANE CTY CR UNION 14035	5.00
100-11345	DANE CTY CR UNION CERT OF DEP	246,295.25
100-11355	FIRST BUS BANK - CERT OF DEP	245,156.43
100-11370	OAK BANK MMKT 600734	244,098.03
100-11375	OAK BANK - CERTIFICATES OF DEP	243,613.41
100-11380	SUMMIT CR UNION 113789114	.70
100-11385	SUMMIT CR UNION - CERT OF DEP	245,710.64
100-11395	TOWN BANK - CD	210,570.04
100-11405	HOME SAVINGS - CERT OF DEPOSIT	246,000.00
100-11425	STARION BANK - CERT OF DEP	240,000.00
100-11505	MORGAN STANLEY - CD	200,000.00
100-11515	WISC/PMA CMS	417.68
100-11516	WISC/PMA IS	20,930.08
100-11520	WISC/PMA - CD	3,320,800.00
100-11525	WISC/PMA SECURITIES	2,964,000.00
100-11601	MSSB/WISC EOY MARKET ADJ	(54,106.12)
100-11800	PETTY CASH	550.00
100-12100	TAXES RECEIVABLE	6,754,230.60
100-12320	DELINQ PERS PROP TAX RECEIVABL	222,301.27
100-12631	S/A TOWER HILL PARK SEWER	479.34
100-12632	S/A SEMINOLE-MCKEE SEWER	2,399.83
100-12640	DELINQUENT S/A	42,006.09
100-13100	MISCELLANEOUS A/R	28,851.29
100-13101	BILLABLE AR	36,951.74
100-13200	CUSTOMER A/R	87,426.31
100-13300	ACCRUED INTEREST RECEIVABLE	17,681.82
100-13400	A/R LICENSING	27,650.00
100-13800	MUNI COURT ACCTS RECEIVABLE	2,526,525.50
100-13808	ACCTS REC - FIRE EE PREMIUMS	1,454.88
100-13810	ACCTS REC - UTILITY DISTRICT	715,444.00
100-13900	ALLOW FOR UNCOLL MUNI COURT	(2,360,480.22)
100-13905	ALLOWANCE FOR DELINQ PP TAX	(176,118.66)
100-13910	ALLOWANCE FOR UNCOLL AR	(11,435.00)
100-13915	ALLOWANCE FOR UNCOLL BILLED AR	(66,935.79)
100-14200	DUE FROM ST OF WI-CHARGEBACKS	104.83
100-14300	DUE FROM CTY - CHARGEBACKS	698.32
100-14601	DUE FROM VASD - CHGBACKS	1,119.75
100-14602	DUE FROM OREGON SD -CHARGEBACK	68.27
100-14603	DUE FROM MM SCHOOL-CHARGEBACK	356.91
100-14650	DUE FROM MATC-CHARGEBACK	209.02
100-15409	DUE FROM TIF #9	460,000.00
100-15410	DUE FROM TIF #10	150,000.00
100-15411	DUE FROM TIF #11	26,000.00
100-15412	DUE FROM TIF #12	27,000.00
100-15413	DUE FROM TIF #13	25,000.00
100-15710	DUE TO/FROM INS FUND	230,000.00
100-17220	LAND CONTR REC - SERENITY CLUB	18,277.15
	TOTAL ASSETS	<u>21,637,477.04</u>

CITY OF FITCHBURG

BALANCE SHEET
MARCH 31, 2019

FUND 100 - GENERAL FUND

LIABILITIES AND EQUITY

LIABILITIES

100-21122	VOUCHERS PAYABLE	247.50
100-21124	PCARD PAYABLE	252,594.62
100-21511	FICA TAXES PAYABLE	(1.87)
100-21512	FEDERAL WITHHOLDING TAXES	(.07)
100-21513	WI STATE INCOME TAX PAYABLE	15.03
100-21514	MEDICARE FICA	(.41)
100-21541	UNITED WAY CONTRIBUTIONS W/H	1,719.00
100-21710	RETIREMENT PREMIUMS PAYABLE	212,714.61
100-21730	HEALTH INS PREMIUMS PAYABLE	(215,999.00)
100-21740	DENTAL INS PREMIUMS PAYABLE	(14,828.30)
100-21750	LIFE INS PREMIUMS PAYABLE (BA)	(5,041.49)
100-21770	SUPP LIFE INS PREMIUMS PAYABLE	(150.42)
100-21780	VISION PAYABLE	(1,303.99)
100-23166	DEPOSIT-H&M DISTRIBUTING CO	5,000.00
100-23167	HOLDING TANK DEPOSITS	1,000.00
100-23170	DEPOSITS BY DEVELOPERS	215,487.04
100-24211	DUE TO STATE-SALES TAX PAYABLE	652.79
100-24311	DUE TO COUNTY (NON-TAX OR LIC)	2,696.00
100-24312	DUE TO COUNTY (CALENDAR SALES)	247.38
100-24330	DUE COUNTY FOR DOG LICENSES	1,247.75
100-24400	DUE TO OTHER MUNIC (WHEN PAID)	6,566.81
100-24621	DUE OREGON FOR MH FEES	2,980.16
100-26101	LAND CONTRACT-UNAVAIL DEF INF	18,277.15
100-26103	UNEARNED REV - MISC	2,585.50
100-26201	DEF S/A TOWER HILL PARK SEWER	479.34
100-26202	DEF S/A SEMINOLE-MCKEE SEWER	2,399.83

TOTAL LIABILITIES

489,584.96

FUND EQUITY

100-34130	NONSPENDABLE FB - LT ADVANCES	648,000.00
100-34134	NONSPENDABLE FB - PREPAIDS	220,262.87
100-34135	NONSPENDABLE FB - DELINQ SA	6,288.14
100-34136	NONSPENDABLE FB - DELINQ PP	8,909.01
100-34201	ASSIGNED FB- EE RETIRE RESERVE	1,208,585.00
100-34202	ASSIGNED FB - APPLIED FUT BUD	491,531.00
100-34203	ASSIGNED FB - PILOT	715,444.00
100-34204	ASSIGNED FB - FY SHARED REV	488,000.00
100-34300	UNASSIGNED (DEFICIT) FB	4,668,858.10
100-34400	RESTRICTED FB - MCF ENDOWMENT	64,815.89

UNAPPROPRIATED FUND BALANCE:

REVENUE OVER EXPENDITURES - YTD 12,627,198.07

BALANCE - CURRENT DATE

12,627,198.07

TOTAL FUND EQUITY

21,147,892.08

TOTAL LIABILITIES AND EQUITY

21,637,477.04