

Important Note

Regarding the Monthly Treasurer Reports and Interim Financial Statements

The monthly treasurer reports presented to the Finance Committee and posted on the City's website are based on the interim financial records as of the time the report was created. Several accounting closing procedures are not completed until the end of the year and thus are not included in the interim reports. These monthly, interim reports are not updated for information known or recorded subsequent to the creation of the interim reports.

The City's annual audit report (Comprehensive Annual Financial Report) is available on the website at the following link: <http://www.fitchburgwi.gov/1998/Financial-Records-Reports>

**City of Fitchburg
Treasurer's Report of Cash and Investments
October 2020**

Account Type	Interest Rate	Maturity Date		
PARK BANK				
Business Int Checking	0.00%	NA		\$ -
Sweep Account	0.18%	NA	ICS*	\$ 7,541,977.18
Business Money Market	0.18%	NA		\$ 250,000.00
ICS account for MM	0.18%	NA	ICS*	\$ 4,796,595.74
Tax Collection Account	0.00%	NA		\$ -
ICS account for tax	0.00%	NA	ICS*	\$ -
		TOTAL:		\$ 12,588,572.92

*ICS - a type of account through Park Bank that allows for liquidity, full FDIC coverage, and pays a slightly higher interest than LGIP.

LOCAL GOVERNMENT INVESTMENT POOL				
LGIP #1	0.10%	NA		\$ 35,798,729.30
		TOTAL:		\$ 35,798,729.30

CAPITOL BANK				
				\$ 245,000.00
		TOTAL:		\$ 245,000.00

DANE COUNTY CREDIT UNION				
SAVINGS	0.00%	NA		\$ 5.00
CD - 36 Months	2.02%	12/16/2020		\$ 253,873.82
		TOTAL:		\$ 253,878.82

FIRST BUSINESS BANK				
CD - 36 months	0.60%	5/5/2023		\$ 245,121.36
		TOTAL:		\$ 245,121.36

HOME SAVINGS				
CD - 24 Months	2.60%	9/14/2020		\$ -
		TOTAL:		\$ -

OAK BANK				
Money Market Savings	0.18%			\$ 248,218.30
CD - 36 Months	0.45%	9/30/2023		\$ 247,307.42
		TOTAL:		\$ 495,525.72

STARION BANK				
CD - 30 Months	3.07%	3/17/2021		\$ 240,000.00
		TOTAL:		\$ 240,000.00

SUMMIT CREDIT UNION				
Savings	0.00%			\$ 0.70
CD - 24 Months	3.01%	5/13/2021		\$ 246,711.08
		TOTAL:		\$ 246,711.78

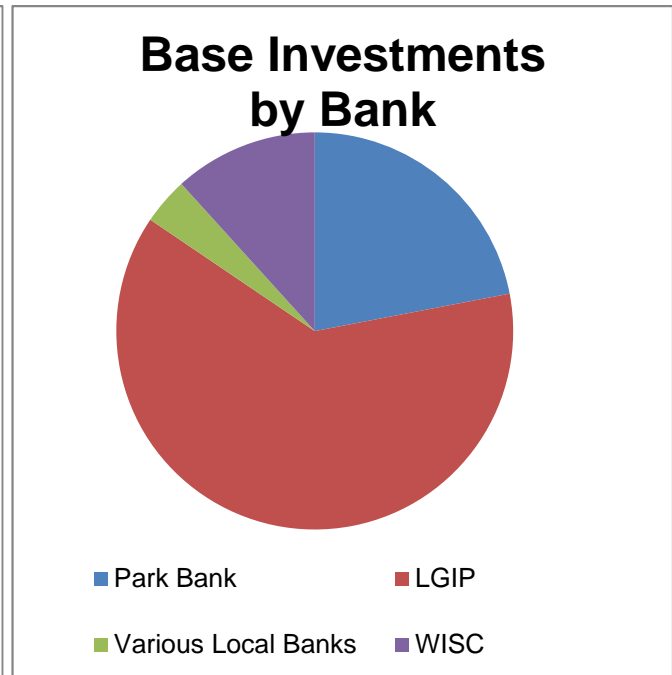
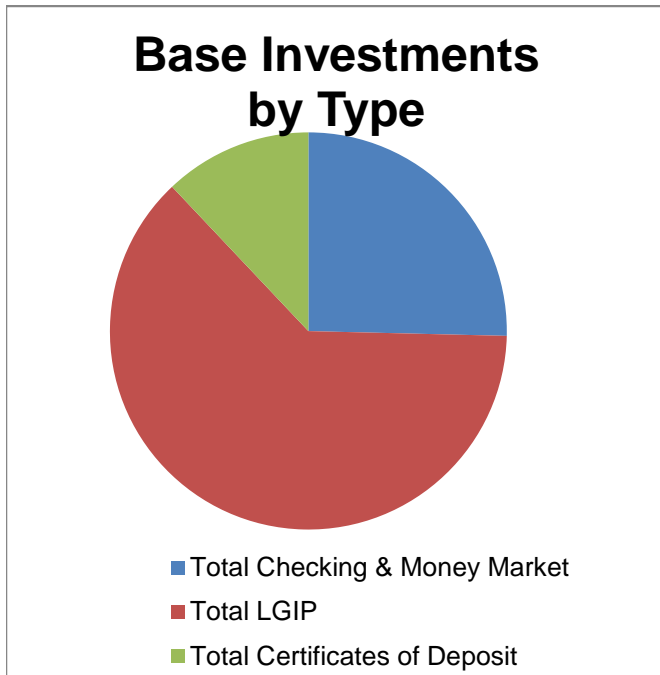
TOWN BANK				
CD - 32 Months	2.96%	6/1/2021		\$ 216,888.17
		TOTAL:		\$ 216,888.17

WISCONSIN BANK AND TRUST				
CD - 22 Months	2.50%	1/3/2021		\$ 230,000.00
		TOTAL:		\$ 230,000.00

**City of Fitchburg
Treasurer's Report of Cash and Investments
October 2020**

Account Type	Interest Rate	Maturity Date	
WISCONSIN INVESTMENT SERIES COOPERATIVE (WISC)			
WISC Cash Management Series	0.02%	NA	\$ -
WISC Investment Series	0.06%	NA	\$ 1,685,638.66
WISC CDs	various	see report	\$ 4,968,268.05
2019A Bond Proceeds	various		\$ 65,761.63
BOOK VALUE, not including unrealized gain (loss) or accrued		TOTAL:	\$ 6,719,668.34
Total City Investments			\$ 57,280,096.41
Less: 2019A Bond Proceeds			\$ (65,761.63)
Total Base Investments			\$ 57,214,334.78

Base Investments		
Total Checking & Money Market	25.38%	\$ 14,522,435.58
Total LGIP	62.57%	\$ 35,798,729.30
Total Certificates of Deposit	12.05%	\$ 6,893,169.90
	100.00%	\$ 57,214,334.78



**City of Fitchburg
Balances Per Accounting Records
October 2020**

<u>FUND</u>	<u>CASH & INVESTMENTS</u>
100 General Fund	\$ 13,834,777.71
200 Donation Fund	\$ 93,392.22
202 Park Fees pre Act 243	\$ 1,474,675.03
203 Park Fees post Act 243	\$ 1,341,849.32
207 Cable/FACTv	\$ 200,710.44
213 Refuse & Recycling	\$ 744,489.82
223 Beat Patrol OT	\$ - (h)
225 CEDA	\$ 816,794.83
226 Affordable Housing Fund	\$ 87,342.17
227 Cemetery	\$ 71,577.32
250 Library	\$ 1,017,755.09
300 Debt Service	\$ 873,537.41
300 Debt Service - 2018 Debt Proceeds	\$ 0.01 (f)
300 Debt Service - 2019 Debt Proceeds	\$ 60,417.05
400 Capital Projects - General	\$ 2,481,860.99
400 Capital Projects - Fire Impact Fees	\$ 386,001.93 (a)
400 Capital Projects - Unspent Donations	\$ 5,403.20
400 Capital Projects - Debt Proceeds	\$ 5,344.57 (e)
404 TID 4 - FTC, Agora, FTC II/Uptown	\$ 9,550,147.40
406 TID 6 - Orchard Pointe/Arrowhead	\$ 7,854,634.08
409 TID 9 - Sub Zero	\$ 338,126.79 (b)
410 TID 10 - North Fish Hatchery	\$ 1,439,124.78 (b),(e)
411 TID 11 - @Edge Live/Work	\$ 330.35 (b)
412 TID 12 - Promega	\$ 173,054.32
413 TID 13 - Uptown	\$ 26,651.51
602 Water Utility	\$ 6,808,786.81
602 Water - Water Impact Fees	\$ 1,112,076.00
603 Sewer Utility	\$ 1,454,665.03
604 Stormwater Utility (SUD)	\$ 2,571,688.96
700 Technology Fund	\$ 309,922.90
710 Risk Management/Insurance	\$ 399,650.88 (d)
800 Tax Collection Agency Fund	\$ - (g)
	<u>\$ 55,534,788.92</u>
Deposit in Transit ()	\$ (27,886.13)
adjustments	\$ (205.01)
Outstanding Checks	\$ 1,773,398.63
	<u>\$ 57,280,096.41</u>

(a) - Fire impact fee collections applied to the construction of the new fire stations in June 2017 & December 2018. Need to apply 2019 collections to debt service in 2020.

(b) - An advance from the General Fund was issued to avoid a negative cash balance.

(d) - Payment for the 2020 insurance premiums occurred in December 2019 before contributions were made from the other funds. Temporary advance from general fund posted at end of year.

(e) - Listed amount is what is in the separate LGIP/PMA account but does not represent actual unspent debt proceeds. Transfers of proceeds spent in one month are generally transferred the following month.

(f) - rounding, clean-up at end of year

(g) - delinquent personal property taxes "bought" from overlying jurisdictions in February, will clear out with final settlement in September.

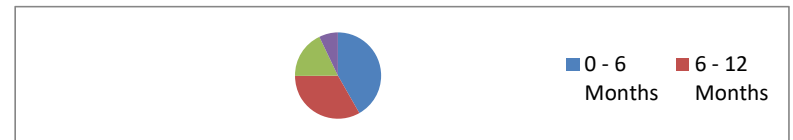
(h) - quarterly reimbursements received from state for full amount spent in this fund.

Show accounts receivable at end of year, will be negative during year. Grant ended June 2020.

**City of Fitchburg
Certificates of Deposit
October 2020**

							Balance of Time Left to Maturity			
		Interest	Term	Purchase	Maturity	Invested	0 - 6	6 - 12	12 - 24	24 - 36
		Rate	(mths)	Date	Date	(Incl Earned Interest)	Months	Months	Months	Months
100-11505	WISC	0.6490%	6	3/9/2020	9/9/2020	matured	matured	\$ -	\$ -	\$ -
100-11405	Home Savings	2.6000%	24	9/14/2018	9/14/2020	matured	matured	\$ -	\$ -	\$ -
100-11375	Oak Bank	1.2400%	36	9/30/2017	9/30/2020	matured	matured	\$ -	\$ -	\$ -
100-11505	WISC	1.6720%	14	8/27/2019	11/2/2020	\$ 90,000.00	\$ 90,000.00	\$ -	\$ -	\$ -
100-11505	WISC	2.5960%	20	2/15/2019	11/2/2020	\$ 238,900.00	\$ 238,900.00	\$ -	\$ -	\$ -
100-11345	Dane County CU	1.1200%	35	12/18/2017	12/16/2020	\$ 253,873.82	\$ 253,873.82	\$ -	\$ -	\$ -
100-11505	WISC	1.7460%	14	9/30/2019	12/28/2020	\$ 244,600.00	\$ 244,600.00	\$ -	\$ -	\$ -
100-11505	WISC	1.7210%	14	9/30/2019	12/28/2020	\$ 155,400.00	\$ 155,400.00	\$ -	\$ -	\$ -
100-11505	WISC	0.6560%	9	3/9/2020	12/28/2020	\$ 248,600.00	\$ 248,600.00	\$ -	\$ -	\$ -
100-11335	WI Bank & Trust	2.5000%	22	3/3/2019	1/3/2021	\$ 230,000.00	\$ 230,000.00	\$ -	\$ -	\$ -
100-11505	WISC	2.7660%	21	3/19/2019	1/6/2021	\$ 237,500.00	\$ 237,500.00	\$ -	\$ -	\$ -
100-11505	WISC	2.5880%	21	3/19/2019	1/6/2021	\$ 147,500.00	\$ 147,500.00	\$ -	\$ -	\$ -
100-11505	WISC	2.6000%	36	3/1/2018	3/1/2021	\$ 245,000.00	\$ 245,000.00	\$ -	\$ -	\$ -
100-11505	WISC	0.8480%	11	4/2/2020	3/15/2021	\$ 100,000.00	\$ 100,000.00	\$ -	\$ -	\$ -
100-11505	WISC	2.5380%	20	7/15/2019	3/15/2021	\$ 200,561.10	\$ 200,561.10	\$ -	\$ -	\$ -
100-11425	Starion Bank	3.0700%	30	9/17/2018	3/17/2021	\$ 240,000.00	\$ 240,000.00	\$ -	\$ -	\$ -
100-11505	WISC	1.0010%	12	4/1/2020	4/1/2021	\$ 247,487.58	\$ 247,487.58	\$ -	\$ -	\$ -
100-11385	Summit Credit Union	3.0000%	27	2/13/2019	5/13/2021	\$ 246,711.08	\$ -	\$ 246,711.08	\$ -	\$ -
100-11505	WISC	2.9000%	36	5/15/2018	5/24/2021	\$ 245,000.00	\$ -	\$ 245,000.00	\$ -	\$ -
100-11395	Town Bank	2.9600%	32	10/1/2018	6/1/2021	\$ 216,888.17	\$ -	\$ 216,888.17	\$ -	\$ -
100-11505	WISC	1.5000%	19	10/31/2019	6/30/2021	\$ 243,800.00	\$ -	\$ 243,800.00	\$ -	\$ -
100-11505	WISC	1.4160%	18	12/10/2019	6/30/2021	\$ 244,500.00	\$ -	\$ 244,500.00	\$ -	\$ -
100-11505	WISC	0.1500%	9	9/9/2020	6/30/2021	\$ 249,600.00	\$ -	\$ 249,600.00	\$ -	\$ -
100-11505	WISC	3.0000%	36	9/27/2018	9/27/2021	\$ 245,000.00	\$ -	\$ 245,000.00	\$ -	\$ -
100-11505	WISC	1.5000%	21	12/10/2019	9/30/2021	\$ 100,000.00	\$ -	\$ 100,000.00	\$ -	\$ -
100-11505	WISC	1.5000%	36	9/28/2018	9/28/2021	\$ 245,000.00	\$ -	\$ 245,000.00	\$ -	\$ -
100-11505	WISC	1.1780%	17	3/31/2020	9/30/2021	\$ 248,971.23	\$ -	\$ 248,971.23	\$ -	\$ -
100-11505	WISC	0.8710%	20	4/2/2020	12/15/2021	\$ 246,300.00	\$ -	\$ -	\$ 246,300.00	\$ -
100-11505	WISC	0.7410%	20	4/2/2020	12/15/2021	\$ 246,800.00	\$ -	\$ -	\$ 246,800.00	\$ -
100-11505	WISC	0.2040%	15	9/9/2020	12/15/2021	\$ 249,300.00	\$ -	\$ -	\$ 249,300.00	\$ -
100-11505	WISC	0.8530%	24	3/26/2020	3/28/2022	\$ 248,448.14	\$ -	\$ -	\$ 248,448.14	\$ -
100-11445	Capitol Bank					\$ 245,000.00	\$ -	\$ -	\$ 245,000.00	\$ -
100-11355	First Business Bank	0.6000%	36	5/5/2020	5/5/2023	\$ 245,121.36	\$ -	\$ -	\$ -	\$ 245,121.36
100-11375	Oak Bank	0.4500%	36	9/30/2020	9/30/2023	\$ 247,307.42	\$ -	\$ -	\$ -	\$ 247,307.42
						\$ 6,893,169.90	\$ 2,879,422.50	\$ 2,285,470.48	\$ 1,235,848.14	\$ 492,428.78

Average Interest Rate 1.6748%



Note: report excludes CDs held in bond proceeds accounts.

**City of Fitchburg
WISC/PMA Investments
October 2020**

weighted avg
portfolio yield
1.423%

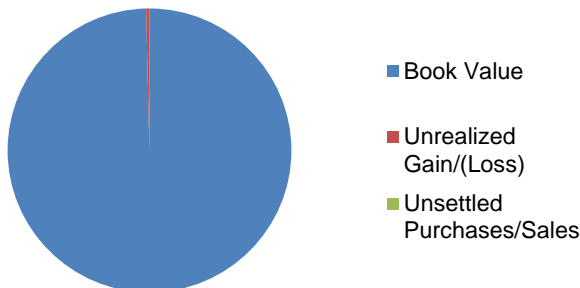
Note: This report is of the City's base investments
and excludes investments held in bond proceeds
accounts.

Account Type	Rate	Original Value	Maturity Date	Market Value	Unrealized Gain/(Loss)
TBK Bank/The National Bank	2.60%	\$ 238,900.00	11/2/2020	\$ 238,900.00	\$ -
First National Bank	1.67%	\$ 90,000.00	11/2/2020	\$ 90,000.00	\$ -
First Community Credit Union of Belo	1.75%	\$ 244,600.00	12/28/2020	\$ 244,600.00	\$ -
Bank OZK	1.72%	\$ 155,400.00	12/28/2020	\$ 155,400.00	\$ -
Preferred Bank	0.66%	\$ 248,600.00	12/28/2020	\$ 248,600.00	\$ -
First Mid-Illinois Bank & Trust	2.77%	\$ 237,500.00	1/6/2021	\$ 237,500.00	\$ -
CIBC Bank USA / Private Bank - MI	2.59%	\$ 147,500.00	1/6/2021	\$ 147,500.00	\$ -
Morgan Stanley Bank	2.60%	\$ 245,000.00	3/1/2021	\$ 247,113.37	\$ 2,113.37
Sonabank	2.54%	\$ 200,561.10	3/15/2021	\$ 200,561.10	\$ -
Pacific Alliance Bank	0.85%	\$ 100,000.00	3/15/2021	\$ 100,000.00	\$ -
TCF National Bank	1.00%	\$ 247,487.58	4/1/2021	\$ 248,199.68	\$ 712.10
Citibank	2.91%	\$ 245,000.00	5/24/2021	\$ 248,957.00	\$ 3,957.00
First Internet Bank of Indiana	1.50%	\$ 243,800.00	6/30/2021	\$ 243,800.00	\$ -
Third Coast Bank, SSB	1.42%	\$ 244,500.00	6/30/2021	\$ 244,500.00	\$ -
Texas Capital Bank	0.15%	\$ 249,600.00	6/30/2021	\$ 249,600.00	\$ -
Enerbank USA	3.00%	\$ 245,000.00	9/27/2021	\$ 251,536.60	\$ 6,536.60
Comenity Capital/World Financial	3.05%	\$ 245,000.00	9/28/2021	\$ 251,668.41	\$ 6,668.41
Financial Federal Bank	1.50%	\$ 100,000.00	9/30/2021	\$ 100,000.00	\$ -
BMW Bank North America	1.30%	\$ 248,448.14	9/30/2021	\$ 250,810.34	\$ 2,362.20
T Bank, NA	0.87%	\$ 246,300.00	12/15/2021	\$ 246,300.00	\$ -
Farmers and Merchants Union Bank	0.74%	\$ 246,800.00	12/15/2021	\$ 246,800.00	\$ -
Western Alliance Bank/Torrey Pines	0.20%	\$ 249,300.00	12/15/2021	\$ 249,300.00	\$ -
CIT Bank NA	0.85%	\$ 248,971.23	3/28/2022	\$ 251,350.23	\$ 2,379.00
		<u>\$ 4,968,268.05</u>		<u>\$ 4,992,996.73</u>	<u>\$ 24,728.68</u>

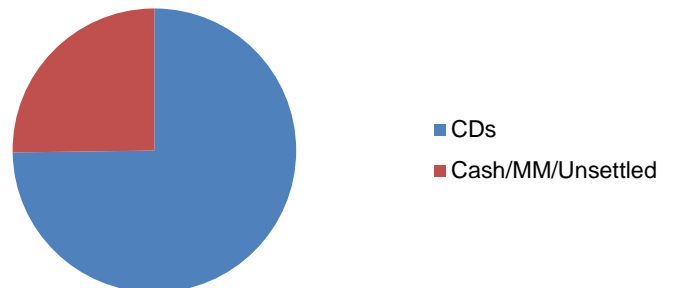
	Opening Cash	Unsettled Purchases/Sales	Purchases	Sales/Redemptions/Transfers	Income Interest	Closing Cash
1/31/2020	\$ 118,020.28	\$ -	\$ -	\$ -	\$ 9,001.59	\$ 127,021.87
2/29/2020	\$ 127,021.87	\$ -	\$ -	\$ 520,000.00	\$ 5,272.93	\$ 652,294.80
3/31/2020	\$ 652,294.80	\$ -	\$ (995,119.37)	\$ 1,230,000.00	\$ 13,951.41	\$ 901,126.84
4/30/2020	\$ 901,126.84	\$ -	\$ (840,587.58)	\$ 359,000.00	\$ 1,327.21	\$ 420,866.47
5/31/2020	\$ 420,866.47	\$ -	\$ (249,135.23)	\$ -	\$ 6,405.75	\$ 178,136.99
6/30/2020	\$ 178,136.99	\$ -	\$ -	\$ 743,500.00	\$ 7,715.48	\$ 929,352.47
7/31/2020	\$ 929,352.47	\$ -	\$ -	\$ 490,000.00	\$ 6,010.52	\$ 1,425,362.99
8/31/2020	\$ 1,425,362.99	\$ -	\$ -	\$ 493,300.00	\$ 7,155.55	\$ 1,925,818.54
9/30/2020	\$ 1,925,818.54	\$ -	\$ (498,900.00)	\$ 249,100.00	\$ 8,310.98	\$ 1,684,329.52
10/31/2020	\$ 1,684,329.52	\$ -	\$ -	\$ -	\$ 1,309.14	\$ 1,685,638.66

Total Book Value	\$ 6,653,906.71
Unsettled Purchases/Sales	\$ -
Total Market Value	\$ 6,653,906.71
Unrealized Gain/(Loss)	\$ 24,728.68
Total Statement Value	\$ 6,678,635.39

Investment Components



Investments by Type



City of Fitchburg
Unspent Bond Proceeds Invested at PMA/WISC
Ending Market Value
October 2020

	Cash Management Series	Investment Series	Fixed Income (CDs)	Total	Weighted Average Portfolio Yield	Weighted Average Portfolio Maturity (days)
2019 Proceeds - Unspent Premium	\$ -	\$ 60,417.05	\$ -	\$ 60,417.05	0.070%	-
2019 Proceeds - Roads	\$ 0.36	\$ 5,344.22	\$ -	\$ 5,344.58	0.060%	-
2019 Proceeds - Fire Station	\$ -	\$ -	\$ -	\$ -	n/a	-
Subtotal 2019 Proceeds	\$ 0.36	\$ 65,761.27	\$ -	\$ 65,761.63		

Notes:

- 1) Debt expenditures are transferred out of the debt proceeds account(s) the month following the expenditure.
- 2) Investment amounts were selected based on estimated spend-down of the proceeds.

CITY OF FITCHBURG GENERAL FUND	2020 Amended Budget	10/2020 Year-to- Date	Variance	Percent Of Budget	Note	10/2019 Year-to- Date
Property Taxes	\$ 15,987,571	\$ 15,987,571	\$ -	100.0%	1	\$ 15,276,084
Other Taxes	\$ 775,200	\$ 560,223	\$ 214,977	72.3%	2	\$ 590,699
Special Assessments	\$ -	\$ -	\$ -	0.0%	3	\$ 2,400
Intergovernmental Revenues	\$ 2,838,710	\$ 2,300,534	\$ 538,176	81.0%	3	\$ 2,552,571
Licenses & Permits	\$ 593,271	\$ 808,423	\$ (215,152)	136.3%	17	\$ 1,464,114
Court Penalties and Fines	\$ 250,000	\$ 132,684	\$ 117,316	53.1%	8,18	\$ 220,025
Public Charges for Services	\$ 347,155	\$ 82,904	\$ 264,251	23.9%	18	\$ 314,530
Intergovernmental Charges for Services	\$ 244,240	\$ 213,590	\$ 30,650	87.5%	5	\$ 207,365
Miscellaneous Charges	\$ 256,820	\$ 215,493	\$ 41,327	83.9%		\$ 1,100,000
Other Sources	\$ 901,493	\$ 53,554	\$ 847,939	5.9%	6	\$ 79,289
TOTAL REVENUES	\$ 22,194,460	\$ 20,354,976	\$ 1,839,484	91.7%		\$ 21,807,077
Mayor & Common Council	\$ 77,961	\$ 62,149	\$ 15,812	79.7%		\$ 62,382
Administrator	\$ 307,444	\$ 230,534	\$ 76,910	75.0%		\$ 219,014
Municipal Court	\$ 178,050	\$ 132,792	\$ 45,258	74.6%		\$ 136,302
Legal	\$ 188,346	\$ 140,450	\$ 47,896	74.6%		\$ 125,665
Clerk	\$ 468,294	\$ 399,208	\$ 69,086	85.2%		\$ 328,746
Human Resources	\$ 228,202	\$ 185,011	\$ 43,191	81.1%		\$ 176,500
Sustainability	\$ 168,108	\$ 82,182	\$ 85,926	48.9%	12	\$ 25,037
Finance & Treasury	\$ 440,519	\$ 320,165	\$ 120,354	72.7%	9	\$ 321,820
Assessing	\$ 484,352	\$ 374,560	\$ 109,792	77.3%		\$ 355,584
B&G - Fire Station #1	\$ 49,350	\$ 18,685	\$ 30,665	37.9%	10	\$ 21,551
B&G - Fire Station #2	\$ -	\$ -	\$ -	0.0%	10	\$ -
B&G - Maintenance Facility	\$ 52,095	\$ 27,710	\$ 24,385	53.2%	10	\$ 24,270
B&G - New City Hall	\$ 413,111	\$ 305,923	\$ 107,188	74.1%	10	\$ 293,817
B&G - Police Evidence Facility	\$ 12,000	\$ 6,614	\$ 5,386	55.1%	10	\$ 9,969
B&G - Marketplace Fire Station	\$ 49,800	\$ 24,491	\$ 25,309	49.2%	10	\$ 29,958
B&G - Uptown Fire Station	\$ 45,150	\$ 33,174	\$ 11,976	73.5%	10	\$ 16,273
Interdepartmental - Other	\$ 443,798	\$ 153,815	\$ 289,983	34.7%	11,19	\$ 152,485
TOTAL GENERAL GOVERNMENT	\$ 3,606,580	\$ 2,497,463	\$ 1,109,117	69.2%		\$ 2,299,373
Law Enforcement	\$ 8,333,927	\$ 6,496,278	\$ 1,837,649	77.9%		\$ 6,467,333
Fire Department	\$ 3,091,508	\$ 2,250,190	\$ 841,318	72.8%		\$ 2,259,246
Building Inspection	\$ 384,478	\$ 299,701	\$ 84,777	78.0%		\$ 293,563
Other Public Safety	\$ 897,318	\$ 861,717	\$ 35,601	96.0%	13	\$ 660,102
TOTAL PUBLIC SAFETY	\$ 12,707,231	\$ 9,907,886	\$ 2,799,345	78.0%		\$ 9,680,244
Public Works	\$ 2,080,762	\$ 1,423,903	\$ 656,859	68.4%	15	\$ 1,535,200
Mass Transit	\$ 502,655	\$ -	\$ 502,655	0.0%	14	\$ 354,544
TOTAL PUBLIC WORKS	\$ 2,583,417	\$ 1,423,903	\$ 1,159,514	55.1%		\$ 1,889,744
Senior Citizens Programs	\$ 709,836	\$ 530,203	\$ 179,633	74.7%		\$ 534,844
Community Center	\$ 105,489	\$ 53,430	\$ 52,059	50.6%	10,20	\$ 49,039
Parks Department	\$ 1,148,052	\$ 898,104	\$ 249,948	78.2%		\$ 843,989
Recreation & Leisure	\$ 323,288	\$ 179,452	\$ 143,836	55.5%	20	\$ 275,054
CULTURE, RECREATION & EDUCATION	\$ 2,286,665	\$ 1,661,189	\$ 625,476	72.6%		\$ 1,702,926
ZONING & PLANNING	\$ 364,680	\$ 262,719	\$ 101,961	72.0%		\$ 249,387
ECONOMIC DEVELOPMENT	\$ 277,848	\$ 213,256	\$ 64,592	76.8%		\$ 203,626
TRANSFERS TO OTHER FUNDS	\$ 368,039	\$ -	\$ 368,039	0.0%	16	\$ -
TOTAL EXPENDITURES	\$ 22,194,460	\$ 15,966,416	\$ 6,228,044	71.9%		\$ 16,025,300
NET TOTAL - AVAILABLE REVENUES OVER/(UNDER) EXPENDITURES	-	\$ 4,388,560	\$ (4,388,560)			\$ 5,781,777

83.33% of the Fiscal Year has Expended

VARIANCE NOTES

- 1 Under governmental accounting guidelines, property taxes are recorded as of January 1 of the year, although collection of taxes is not completed until the end of August.
- 2 Payment in lieu of taxes from the utility is paid quarterly.
- 3 Transportation aids are received quarterly; shared revenues rec'd 15% in July, 85% in November. PMS aid posted at end of year.
- 5 Administrative charges to the cable, utility, and library funds are billed quarterly.
- 6 The bulk of the other sources budget is a 'budget-only' revenue source for fund balance applied.
- 8 The non-cash bad debt allowance adjustment is calculated and posted at the end of each year.
- 9 Audit services are typically incurred 75-80% in the first six months and 20-25% in the last quarter while preparing for next years audit.
- 10 Amounts are budgeted for unknown, miscellaneous building repairs that may be needed during the year. Actual repairs and timing varies based on what is needed.
- 11 Annual employee retirement payouts made in January.
- 12 HNI grants generally reimbursed to grantees near the end of the year.
- 13 Fitchrona EMS is paid 50% of the City's allocation in January and 50% in June/July.
- 14 Quarterly payments to Metro are generally paid in June, July, August, and November. In 2020, Q1 & Q2 paid in November.
- 15 Road maintenance budget generally spent in late summer or early fall; Engineer vacancy.
- 16 Transfer of fund balance from the General Fund to the Capital Projects Fund for ERP aid gap planning completed at end of year.
- 17 Building and zoning permit revenues more than budgeted due to timing of large projects.
- 18 Revenue down due to public health emergency.
- 19 \$250,000 in fund balance authorized by Council to be used to address public health emergency, as needed.
- 20 Most recreational programs not held due to COVID-19. Reduction in revenue partially offset by reduction in 80/20 instructor and LTE staff expenses.

SUPPLEMENTAL EXPENDITURE REPORT TO THE FINANCE COMMITTEE

General Fund By Object Code

	10/31/2020	% of
	YTD Actual	Total
110 SALARIES & WAGES	\$ 7,745,212.45	48.51%
115 OVERTIME WAGES	\$ 272,450.39	1.71%
120 PT/LTE/SEASONAL WAGES	\$ 153,513.35	0.96%
125 SHIFT DIFFERENTIAL	\$ 19,191.55	0.12%
131 FICA	\$ 655,635.27	4.11%
132 WRS	\$ 789,853.74	4.95%
135 LONGEVITY BENEFIT	\$ 52,267.50	0.33%
14_ PER DIEMS	\$ 75.00	0.00%
150 POC SERVICES	\$ 414,923.74	2.60%
160 HEALTH INS	\$ 1,623,097.59	10.17%
161 LIFE INS	\$ 12,516.05	0.08%
163 DENTAL INS	\$ 107,168.25	0.67%
189 EMPLOYEE RETIREMENT RESERVE	\$ 136,064.89	0.85%
190 HOLIDAY PREMIUM	\$ 28,507.89	0.18%
TOTAL SALARIES, WAGES & DIRECT FRINGE BENEFITS	\$ 12,010,477.66	75.22%
203 OUTSIDE LEGAL COUNSEL	\$ 19,259.10	0.12%
210 PROFESSIONAL SERVICES	\$ 26,642.42	0.17%
212 AUDIT & FINANCIAL CONSULTING	\$ 26,806.00	0.17%
220 STREET LIGHT SERVICE - MG&E	\$ 117,413.23	0.74%
225 STREET LIGHT MAINTENANCE	\$ 21,443.99	0.13%
230 TRAFFIC SIGNAL MAINTENANCE	\$ 8,282.27	0.05%
240 REPAIRS & MAINT - BY OTHERS	\$ 74,268.29	0.47%
245 COMPUTER RELATED REP & MAINT	\$ 92,481.18	0.58%
250 PUBLIC NOTICES & ADVERTISEMENT	\$ 13,225.19	0.08%
251 RECRUITMENT & TEST - PD	\$ 1,727.91	0.01%
252 RECRUITMENT & TEST - FD	\$ 133.00	0.00%
253 RECRUITMENT & TEST - HIGHWAY	\$ 460.16	0.00%
255 DEBT COLLECTION EXPENSE	\$ 720.05	0.00%
260 POLICE VEHICLE LEASE PROGRAM	\$ 110,323.26	0.69%
265 WEIGHTS & MEASURES	\$ 3,600.00	0.02%
269 DANE CO CAD	\$ 173,623.77	1.09%
270 FITCHRONA EMS CONTRIBUTION	\$ 684,418.00	4.29%
289 GOLF COURSE MAINTENANCE	\$ 41,670.00	0.26%
290 OTHER CONTR SERV- REIMBURSABLE	\$ 172,120.70	1.08%
TOTAL CONTRACTUAL SERVICES	\$ 1,588,618.52	9.95%
310 OFFICE SUPPLIES & POSTAGE	\$ 32,912.06	0.21%
311 POSTAGE CLEARING	\$ (2,297.25)	-0.01%
320 PUBLICATIONS, DUES & SUBSCRIPT	\$ 30,617.25	0.19%
323 UNIFORMS	\$ 42,628.14	0.27%
324 PROTECTIVE GEAR	\$ 53,216.71	0.33%
325 TRAINING & STAFF DEVELOPMENT	\$ 44,321.17	0.28%
326 TUITION REIMBURSEMENT	\$ 6,162.15	0.04%
327 YMCA MEMBERSHIP	\$ 4,147.26	0.03%
330 VEHICLE USE REIMBURSEMENT	\$ 1,273.91	0.01%
335 VEHICLE EXPENSE	\$ 232,864.30	1.46%
340 OPERATING MATERIALS & SUPPLIES	\$ 26,112.73	0.16%
341 MEDICAL/EMS SUPPLIES	\$ 1,780.56	0.01%
345 PUBLIC INFORMATION & EDUCATION	\$ 11,988.36	0.08%
349 LOSS PD BY INSURANCE RECOVERY	\$ 1,593.03	0.01%
350 REPAIR & MAINT SUPPLIES	\$ 79,934.88	0.50%
355 EQUIPMENT OPERATING EXPENSE	\$ 55,765.57	0.35%
360 BUILDING REPAIRS & MAINTENANCE	\$ 29,112.13	0.18%
363 COMMUNICATIONS EXPENSE	\$ 7,164.26	0.04%
365 TELEPHONE & UTILITIES	\$ 193,801.84	1.21%
TOTAL OPERATING EXPENSES	\$ 853,099.06	5.34%
370 ROADWAY SUPPLIES	\$ 139,803.44	0.88%
371 POLES & LIGHTS REPLACE STOCK	\$ 3,941.11	0.02%
375 ROAD MAINTENANCE	\$ 175,470.68	1.10%
TOTAL ROADWAY & ROAD RELATED EXPENSES (NON-CAPITAL)	\$ 319,215.23	2.00%
380 EMPLOYEE RECOG & MEMORIALS	\$ 215.68	0.00%
383 FIREARMS & AMMUNITION	\$ 15,446.98	0.10%
384 INVESTIGATIVE SUPPLIES	\$ 14,746.13	0.09%
386 NUTRITION PROGRAM	\$ 2,152.34	0.01%
387 PROGRAM EXPENSES (SENIOR/REC)	\$ 11,196.64	0.07%
389 NEIGHBORHOOD ENGAGEMENT	\$ 31,432.89	0.20%
390 OTHER	\$ 56,296.01	0.35%
391 VOLUNTEER PROGRAM EXP	\$ 100.98	0.00%
TOTAL MISCELLANEOUS PROGRAMS EXPENSE	\$ 131,587.65	0.82%
570 TECHNOLOGY ISF ALLOCATION - OPERATING	\$ 535,601.60	3.35%
571 MPSIS ALLOCATION	\$ 151,565.74	0.95%
572 INSURANCE ISF ALLOCATION	\$ 322,521.80	2.02%
573 TECHNOLOGY ISF ALLOCATION - CAPITAL	\$ 53,475.00	0.33%
TOTAL ALLOCATED CHARGES	\$ 1,063,164.14	6.66%
991 BAD DEBT EXPENSE	\$ 254.29	0.00%
TOTAL MISCELLANEOUS - NON DEPARTMENTAL	\$ 254.29	0.00%
	\$ 15,966,416.55	100.00%

SUPPLEMENTAL EXPENDITURE REPORT TO THE FINANCE COMMITTEE
General Fund By Object Code - Sorted by Percentage

	10/31/2020	% of
	YTD Actual	Total
110 SALARIES & WAGES	\$ 7,745,212.45	48.51%
160 HEALTH INS	\$ 1,623,097.59	10.17%
132 WRS	\$ 789,853.74	4.95%
270 FITCHRONA EMS CONTRIBUTION	\$ 684,418.00	4.29%
131 FICA	\$ 655,635.27	4.11%
570 TECHNOLOGY ISF ALLOCATION - OPERATING	\$ 535,601.60	3.35%
150 POC SERVICES	\$ 414,923.74	2.60%
572 INSURANCE ISF ALLOCATION	\$ 322,521.80	2.02%
115 OVERTIME WAGES	\$ 272,450.39	1.71%
335 VEHICLE EXPENSE	\$ 232,864.30	1.46%
365 TELEPHONE & UTILITIES	\$ 193,801.84	1.21%
375 ROAD MAINTENANCE	\$ 175,470.68	1.10%
269 DANE CO CAD	\$ 173,623.77	1.09%
290 OTHER CONTR SERV- REIMBURSABLE	\$ 172,120.70	1.08%
120 PT/LTE/SEASONAL WAGES	\$ 153,513.35	0.96%
571 MPSIS ALLOCATION	\$ 151,565.74	0.95%
370 ROADWAY SUPPLIES	\$ 139,803.44	0.88%
189 EMPLOYEE RETIREMENT RESERVE	\$ 136,064.89	0.85%
220 STREET LIGHT SERVICE - MG&E	\$ 117,413.23	0.74%
260 POLICE VEHICLE LEASE PROGRAM	\$ 110,323.26	0.69%
163 DENTAL INS	\$ 107,168.25	0.67%
245 COMPUTER RELATED REP & MAINT	\$ 92,481.18	0.58%
350 REPAIR & MAINT SUPPLIES	\$ 79,934.88	0.50%
240 REPAIRS & MAINT - BY OTHERS	\$ 74,268.29	0.47%
390 OTHER	\$ 56,296.01	0.35%
355 EQUIPMENT OPERATING EXPENSE	\$ 55,765.57	0.35%
573 TECHNOLOGY ISF ALLOCATION - CAPITAL	\$ 53,475.00	0.33%
324 PROTECTIVE GEAR	\$ 53,216.71	0.33%
135 LONGEVITY BENEFIT	\$ 52,267.50	0.33%
325 TRAINING & STAFF DEVELOPMENT	\$ 44,321.17	0.28%
323 UNIFORMS	\$ 42,628.14	0.27%
289 GOLF COURSE MAINTENANCE	\$ 41,670.00	0.26%
310 OFFICE SUPPLIES & POSTAGE	\$ 32,912.06	0.21%
389 NEIGHBORHOOD ENGAGEMENT	\$ 31,432.89	0.20%
320 PUBLICATIONS, DUES & SUBSCRIPT	\$ 30,617.25	0.19%
360 BUILDING REPAIRS & MAINTENANCE	\$ 29,112.13	0.18%
190 HOLIDAY PREMIUM	\$ 28,507.89	0.18%
212 AUDIT & FINANCIAL CONSULTING	\$ 26,806.00	0.17%
210 PROFESSIONAL SERVICES	\$ 26,642.42	0.17%
340 OPERATING MATERIALS & SUPPLIES	\$ 26,112.73	0.16%
225 STREET LIGHT MAINTENANCE	\$ 21,443.99	0.13%
203 OUTSIDE LEGAL COUNSEL	\$ 19,259.10	0.12%
125 SHIFT DIFFERENTIAL	\$ 19,191.55	0.12%
383 FIREARMS & AMMUNITION	\$ 15,446.98	0.10%
384 INVESTIGATIVE SUPPLIES	\$ 14,746.13	0.09%
250 PUBLIC NOTICES & ADVERTISEMENT	\$ 13,225.19	0.08%
161 LIFE INS	\$ 12,516.05	0.08%
345 PUBLIC INFORMATION & EDUCATION	\$ 11,988.36	0.08%
387 PROGRAM EXPENSES (SENIOR/REC)	\$ 11,196.64	0.07%
230 TRAFFIC SIGNAL MAINTENANCE	\$ 8,282.27	0.05%
363 COMMUNICATIONS EXPENSE	\$ 7,164.26	0.04%
326 TUITION REIMBURSEMENT	\$ 6,162.15	0.04%
327 YMCA MEMBERSHIPS	\$ 4,147.26	0.03%
371 POLES & LIGHTS REPLACE STOCK	\$ 3,941.11	0.02%
265 WEIGHTS & MEASURES	\$ 3,600.00	0.02%
386 NUTRITION PROGRAM	\$ 2,152.34	0.01%
341 MEDICAL/EMS SUPPLIES	\$ 1,780.56	0.01%
251 RECRUITMENT & TEST - PD	\$ 1,727.91	0.01%
349 LOSS PD BY INSURANCE RECOVERY	\$ 1,593.03	0.01%
330 VEHICLE USE REIMBURSEMENT	\$ 1,273.91	0.01%
255 DEBT COLLECTION EXPENSE	\$ 720.05	0.00%
253 RECRUITMENT & TEST - HIGHWAY	\$ 460.16	0.00%
991 BAD DEBT EXPENSE	\$ 254.29	0.00%
380 EMPLOYEE RECOG & MEMORIALS	\$ 215.68	0.00%
252 RECRUITMENT & TEST - FD	\$ 133.00	0.00%
391 VOLUNTEER PROGRAM EXP	\$ 100.98	0.00%
14_ PER DIEMS	\$ 75.00	0.00%
311 POSTAGE CLEARING	\$ (2,297.25)	-0.01%
TOTAL SALARIES, WAGES & DIRECT FRINGE BENEFITS	\$ 12,010,477.66	75.22%
TOTAL CONTRACTUAL SERVICES	\$ 1,588,618.52	9.95%
TOTAL OPERATING EXPENSES	\$ 853,099.06	5.34%
TOTAL ROADWAY & ROAD RELATED EXPENSES (NON-CAPITAL)	\$ 319,215.23	2.00%
TOTAL MISCELLANEOUS PROGRAMS EXPENSE	\$ 131,587.65	0.82%
TOTAL INSURANCES	\$ 1,063,164.14	6.66%
TOTAL MISCELLANEOUS - NON DEPARTMENTAL	\$ 254.29	0.00%
Total	\$ 15,966,416.55	100.00%

City of Fitchburg
Other Governmental Fund Type Summaries
10/31/2020

Special Revenue Funds

	<u>Beginning Fund Balance</u>	<u>Revenues and Sources of Funds</u>	<u>Expenditures and Uses of Funds</u>	<u>Current Ending Fund Balance</u>
Grants/Donations	\$ 83,060.39 (a)	\$ 35,629.47	\$ (25,297.64)	\$ 93,392.22 (a)
Park Dedication-prior	\$ 1,543,378.24	\$ 10,192.64	\$ (78,895.85)	\$ 1,474,675.03
Park Dedication-new	\$ 780,438.94	\$ 604,401.76	\$ (42,991.38)	\$ 1,341,849.32
FACTv (Cable)	\$ 378,640.43	\$ 190,266.58 (b)	\$ (368,196.57)	\$ 200,710.44
Refuse & Recycling	\$ 534,397.97	\$ 1,280,505.27 (c)	\$ (1,096,774.42)	\$ 718,128.82 (c)
CEDA	\$ 902,293.77 (d)	\$ 141,926.43	\$ (163,701.77)	\$ 880,518.43 (d)
Affordable Housing	\$ 86,964.81	\$ 577.36	\$ (200.00)	\$ 87,342.17
Cemetery	\$ 54,625.98	\$ 19,485.12	\$ (2,533.78)	\$ 71,577.32
Library	\$ 603,370.46	\$ 2,017,714.00 (e)	\$ (1,522,149.69)	\$ 1,098,934.77 (e)
	<u>\$ 4,967,170.99</u>	<u>\$ 4,300,698.63</u>	<u>\$ (3,300,741.10)</u>	<u>\$ 5,967,128.52</u>

Debt Service Funds

	<u>Beginning Fund Balance</u>	<u>Revenues and Sources of Funds</u>	<u>Expenditures and Uses of Funds</u>	<u>Current Ending Fund Balance</u>
Debt Service	\$ 511,216.19	\$ 4,796,025.35 (e)	\$ (4,373,287.07)	\$ 933,954.47 (f)

Capital Projects Funds

	<u>Beginning Fund Balance</u>	<u>Revenues and Sources of Funds</u>	<u>Expenditures and Uses of Funds</u>	<u>Current Ending Fund Balance</u>
Capital Projects	\$ 13,545,946.13	\$ 3,668,519.84 (e)	\$ (13,282,410.65)	\$ 3,932,055.32
TID 4	\$ 4,445,493.89	\$ 5,685,490.20 (e)	\$ (592,218.98)	\$ 9,538,765.11
TID 6	\$ 6,728,458.78	\$ 2,563,434.32 (e)	\$ (1,437,259.02)	\$ 7,854,634.08
TID 9	\$ (216,436.20)	\$ 784,743.17 (e)	\$ (422,425.21)	\$ 145,881.76
TID 10	\$ 3,004,556.26	\$ 47,144.04	\$ (1,902,575.52)	\$ 1,149,124.78
TID 11	\$ (31,568.51)	\$ 277.39	\$ (378.53)	\$ (31,669.65) (g)
TID 12	\$ (47,587.76)	\$ 223,908.65	\$ (3,266.57)	\$ 173,054.32
TID 13	\$ (24,696.85)	\$ 68,927.20	\$ (17,578.84)	\$ 26,651.51
	<u>\$ 27,404,165.74</u>	<u>\$ 13,042,444.81</u>	<u>\$ (17,658,113.32)</u>	<u>\$ 22,788,497.23</u>

Internal Service Funds

	<u>Beginning Fund Balance</u>	<u>Revenues and Sources of Funds</u>	<u>Expenditures and Uses of Funds</u>	<u>Current Ending Fund Balance</u>
Technology	\$ 376,154.10	\$ 905,326.71 (h)	\$ (805,875.51)	\$ 475,605.30 (i)
Insurance/Risk Mgmt	\$ 121,481.51	\$ 408,651.63 (h)	\$ (410,482.26)	\$ 119,650.88 (i)
	<u>\$ 497,635.61</u>	<u>\$ 1,313,978.34</u>	<u>\$ (1,216,357.77)</u>	<u>\$ 595,256.18</u>

Notes:

- (a) - full amount restricted based on donor/grantee requirements
- (b) - most of the revenue for this fund is franchise fees, paid quarterly in February (for prior year), May, August, and November
- (c) - most of the revenue for this fund is garbage charges on the property tax bills and settled in January/February
- (d) - see CEDA report for categories of fund balance by assignment
- (e) - most of the revenue for this fund is levied on the property tax bills and settled in January/February
- (f) - debt payments occur throughout the year and the ending fund balance is mostly restricted
- (g) - TID is at a loss, which is common for the first couple years of the TID based on the timing of tax increment. An advance from the General Fund is posted and is expected to be paid back when increment is available.
- (h) - Charges to other departments occurs monthly though many purchases done in the beginning of the year.
- (i) - Much of this balance is assigned to future equipment replacement, based on accumulated depreciation charged to departments throughout the years.
- (j) - Most premiums paid at beginning of year but collected from departments monthly.

**CITY OF FITCHBURG
REVENUES WITH COMPARISON TO BUDGET
FOR THE 10 MONTHS ENDING OCTOBER 31, 2020**

GENERAL FUND

	BUDGET	PERIOD ACTUAL	YTD ACTUAL	VARIANCE	% OF BUDGET	PRIOR YTD
<u>TAXES</u>						
100-4111-000 LOCAL PROPERTY TAXES	15,987,571.00	.00	15,987,571.00	.00	100.00	15,276,084.00
100-4114-000 MOBILE HOME/MISC TAXES	3,700.00	167.52	2,757.74	942.26	74.53	3,765.76
100-4121-000 HOTEL ROOM TAX - GENERAL FUND	35,000.00	2,364.28	10,456.18	24,543.82	29.87	28,135.79
100-4131-000 TAX EQUIVALENT-UTILITY	720,000.00	.00	542,728.00	177,272.00	75.38	536,583.00
100-4180-000 INTEREST ON DELINQUENT PP TAX	1,500.00	.00	4,255.62 (2,755.62)	283.71	2,386.50
100-4180-100 USE VALUE PENALTIES-CITY SHARE	15,000.00	.00	.00	15,000.00	.00	19,827.78
100-4180-200 INTEREST ON DELINQ ROOM TAX	.00	.00	25.00 (25.00)	.00	.00
TOTAL TAXES	16,762,771.00	2,531.80	16,547,793.54	214,977.46	98.72	15,866,782.83
<u>SPECIAL ASSESSMENTS</u>						
100-4200-000 SPECIAL ASSESS INSTALLMENTS	.00	.00	.00	.00	.00	2,399.83
TOTAL SPECIAL ASSESSMENTS	.00	.00	.00	.00	.00	2,399.83
<u>INTERGOVERNMENTAL REVENUES</u>						
100-4321-500 OTHER FED LAW ENFORCE GRANT	.00	.00	6,586.00 (6,586.00)	.00	2,947.30
100-4329-100 OTHER FED GRANT	.00	29,451.07	50,469.00 (50,469.00)	.00	.00
100-4330-000 FEDERAL LAND AIDS	1,900.00	.00	1,718.00	182.00	90.42	1,981.00
100-4341-000 STATE SHARED REVENUES	487,000.00	.00	73,948.21	413,051.79	15.18	73,062.16
100-4342-000 FIRE INSURANCE TAXES (2% DUES)	110,000.00	.00	133,049.71 (23,049.71)	120.95	126,590.13
100-4351-400 STATE GRANT POLICE	121,434.00	.00	76,290.64	45,143.36	62.82	171,514.42
100-4353-000 STATE HIGHWAY AIDS	1,584,570.00	396,142.77	1,584,571.05 (1.05)	100.00	1,760,634.50
100-4354-000 EXEMPT COMPUTER AID	213,078.00	.00	213,078.32 (.32)	100.00	213,078.32
100-4359-000 EXEMPT PERSONAL PROPERTY AID	80,728.00	.00	80,727.92	.08	100.00	108,255.70
100-4361-000 PAYMENTS FOR MUNICIPAL SERVICE	85,000.00	.00	.00	85,000.00	.00	.00
100-4362-000 STATE LAND AIDS	30,000.00 (1.32)	30,784.74 (784.74)	102.62	30,235.72
100-4374-000 SENIOR REIMBURSEMENTS-COUNTY	85,000.00	.00	27,365.44	57,634.56	32.19	41,946.82
100-4376-000 OTHER POLICE GRANTS	.00	1,053.21	1,352.94 (1,352.94)	.00	2,332.66
100-4377-100 MISC COUNTY GRANTS	40,000.00	.00	20,592.00	19,408.00	51.48	19,992.00
TOTAL INTERGOVERNMENTAL REVE	2,838,710.00	426,645.73	2,300,533.97	538,176.03	81.04	2,552,570.73
<u>LICENSE AND PERMITS</u>						
100-4410-000 BUSINESS & OCCUPATIONAL LIC	43,348.00	280.00	42,982.10	365.90	99.16	50,920.00
100-4420-000 NON BUSINESS LICENSES	11,873.00	3.16	6,609.41	5,263.59	55.67	7,313.40
100-4430-000 BLDG PERMIT & INSPECTION FEES	350,000.00	57,335.87	483,902.64 (133,902.64)	138.26	711,606.10
100-4440-000 ZONING PERMITS & FEES	170,000.00	14,044.96	242,210.95 (72,210.95)	142.48	661,368.54
100-4490-000 OTHER REGULATION & COMPLIANCE	18,050.00	6,480.00	32,717.50 (14,667.50)	181.26	32,905.50
TOTAL LICENSE AND PERMITS	593,271.00	78,143.99	808,422.60 (215,151.60)	136.27	1,464,113.54

**CITY OF FITCHBURG
REVENUES WITH COMPARISON TO BUDGET
FOR THE 10 MONTHS ENDING OCTOBER 31, 2020**

GENERAL FUND

	BUDGET	PERIOD ACTUAL	YTD ACTUAL	VARIANCE	% OF BUDGET	PRIOR YTD
<u>FINES, FORFEITS AND PENALTIES</u>						
100-4510-000 LAW & ORDINANCE VIOLATIONS	250,000.00	8,229.83	132,683.78	117,316.22	53.07	220,025.34
TOTAL FINES, FORFEITS AND PENALT	250,000.00	8,229.83	132,683.78	117,316.22	53.07	220,025.34
<u>PUBLIC CHARGES FOR SERVICES</u>						
100-4610-100 GENERAL GOVERNMENT CHARGES	18,000.00	2,788.00	31,209.50	(13,209.50)	173.39	23,151.10
100-4621-100 PUBLIC SAFETY CHARGES	29,555.00	241.20	3,929.07	25,625.93	13.29	42,018.64
100-4631-100 ENGINEERING CHARGES TO OTHERS	5,000.00	3,363.47	11,317.08	(6,317.08)	226.34	5,726.79
100-4672-100 RECREATION FEES	190,000.00	.00	17,978.98	172,021.02	9.46	145,948.10
100-4672-200 PARK SHELTER RENTAL FEES	58,000.00	.00	5,479.76	52,520.24	9.45	63,084.30
100-4672-300 SENIOR PROGRAM FEES	45,000.00	.00	12,245.30	32,754.70	27.21	33,114.10
100-4672-301 SENIOR ROOM FEES	1,400.00	.00	574.37	825.63	41.03	1,295.37
100-4690-000 OTHER PUBLIC CHGS FOR SERVICE	200.00	21.30	170.40	29.60	85.20	191.70
TOTAL PUBLIC CHARGES FOR SERVI	347,155.00	6,413.97	82,904.46	264,250.54	23.88	314,530.10
<u>INTERGOV CHARGES FOR SERVICES</u>						
100-4730-102 DANECOM REIMBURSEMENT	16,140.00	.00	12,540.00	3,600.00	77.70	12,540.00
100-4740-100 ADMIN CHARGES TO UTILITIES	88,100.00	.00	66,075.00	22,025.00	75.00	63,375.00
100-4740-207 ADMIN FEE-CABLE	20,100.00	.00	15,075.00	5,025.00	75.00	14,850.00
100-4740-250 ADMINSTRATIVE CHGS TO LIBRARY	119,900.00	.00	119,900.00	.00	100.00	116,600.00
TOTAL INTERGOV CHARGES FOR SE	244,240.00	.00	213,590.00	30,650.00	87.45	207,365.00
<u>MISCELLANEOUS REVENUE</u>						
100-4810-100 INTEREST ON TEMP INVESTMENTS	150,000.00	8,175.30	117,993.06	32,006.94	78.66	996,999.37
100-4810-101 INTEREST ON INTERNAL ADVANCE	.00	1,480.50	1,480.50	(1,480.50)	.00	.00
100-4810-200 INTEREST ON DELINQ S/A & ACCTS	500.00	116.29	375.31	124.69	75.06	904.18
100-4810-300 OTHER INTEREST REVENUE	.00	.00	1,147.01	(1,147.01)	.00	.00
100-4820-200 BUILDING RENTALS	36,070.00	.00	17,617.15	18,452.85	48.84	18,340.52
100-4830-200 SR SUBSCRIPTIONS & AD SALES	2,200.00	.00	1,226.25	973.75	55.74	1,993.75
100-4830-500 MAINT FACILITY REIMB UD#1	1,000.00	.00	1,954.72	(954.72)	195.47	420.31
100-4830-600 SUD REIMBURSEMENT FOR HWY WO	15,000.00	.00	.00	15,000.00	.00	.00
100-4850-000 DONATIONS	23,850.00	16,519.50	21,289.20	2,560.80	89.26	1,766.06
100-4860-000 PCARD REBATE	20,000.00	.00	20,025.30	(25.30)	100.13	22,463.82
100-4890-000 MISCELLANEOUS INCOME	500.00	52.00	2,685.42	(2,185.42)	537.08	45,734.31
100-4890-100 WORKER'S COMP REIMBURSEMENT	.00	.00	8,036.24	(8,036.24)	.00	.00
100-4890-300 WPRA TICKET COMMISSION	200.00	.00	.00	200.00	.00	160.50
100-4890-550 ACCIDENT RECOVERIES	7,500.00	10,078.37	17,967.00	(10,467.00)	239.56	4,220.49
100-4890-600 SALE OF FIXED ASSETS	.00	1,312.77	3,695.77	(3,695.77)	.00	6,997.00
TOTAL MISCELLANEOUS REVENUE	256,820.00	37,734.73	215,492.93	41,327.07	83.91	1,100,000.31

CITY OF FITCHBURG
 REVENUES WITH COMPARISON TO BUDGET
 FOR THE 10 MONTHS ENDING OCTOBER 31, 2020

GENERAL FUND

	BUDGET	PERIOD ACTUAL	YTD ACTUAL	VARIANCE	% OF BUDGET	PRIOR YTD
<u>OTHER FINANCING SOURCES</u>						
100-4922-225 TRANSFER FROM CEDA	51,405.00	.00	38,554.00	12,851.00	75.00	55,488.89
100-4922-300 TRANSFER BRUSH COLLECTION REI	20,000.00	.00	15,000.00	5,000.00	75.00	15,000.00
100-4924-000 TRANSFER FROM CAP PROJ	.00	.00	.00	.00	.00	8,800.00
100-4930-100 FUND BAL APPLIED	830,088.00	.00	.00	830,088.00	.00	.00
TOTAL OTHER FINANCING SOURCES	901,493.00	.00	53,554.00	847,939.00	5.94	79,288.89
TOTAL FUND REVENUE	22,194,460.00	559,700.05	20,354,975.28	1,839,484.72	91.71	21,807,076.57

**CITY OF FITCHBURG
EXPENDITURES WITH COMPARISON TO BUDGET
FOR THE 10 MONTHS ENDING OCTOBER 31, 2020**

GENERAL FUND

	BUDGET	PERIOD ACTUAL	YTD ACTUAL	UNEXPENDED	% OF BUDGET	PRIOR YTD
<u>MAYOR & COMMON COUNCIL</u>						
100-5110-110 SALARIES & WAGES - MAYOR & CC	50,500.00	3,884.66	40,400.48	10,099.52	80.00	39,690.83
100-5110-131 FICA	3,863.00	297.18	3,090.69	772.31	80.01	3,036.39
100-5110-132 WRS	675.00	.00	.00	675.00	.00	188.92
100-5110-161 LIFE INS	8.00	.00	.00	8.00	.00	.00
100-5110-310 OFFICE SUPPLIES & POSTAGE	200.00	.00	217.20 (17.20)	108.60	122.88
100-5110-320 PUBLICATIONS, DUES & SUBSCRIPT	13,305.00	.00	12,503.38	801.62	93.98	12,689.68
100-5110-325 TRAINING & TRAVEL	1,460.00	.00	265.00	1,195.00	18.15	570.40
100-5110-330 VEHICLE USE REIMBURSEMENT	110.00	.00	.00	110.00	.00	.00
100-5110-340 OPERATING MATERIALS & SUPPLIES	1,050.00	.00	14.00	1,036.00	1.33	520.36
100-5110-570 IT OPERATING ISF ALLOCATION	6,100.00	508.33	5,083.30	1,016.70	83.33	5,208.30
100-5110-572 INSURANCE ISF ALLOCATION	420.00	35.00	350.00	70.00	83.33	354.20
100-5110-573 IT CAPITAL ISF ALLOCATION	270.00	22.50	225.00	45.00	83.33	.00
TOTAL MAYOR & COMMON COUNCIL	77,961.00	4,747.67	62,149.05	15,811.95	79.72	62,381.96
<u>ADMINISTRATOR</u>						
100-5115-110 SALARIES & WAGES-ADMIN	211,556.00	16,316.86	167,108.89	44,447.11	78.99	158,436.36
100-5115-120 PT/LTE/SEASONAL	10,400.00	.00	.00	10,400.00	.00	4,483.52
100-5115-131 FICA	16,980.00	1,217.58	12,499.94	4,480.06	73.62	11,375.35
100-5115-132 WRS	14,280.00	930.54	10,863.61	3,416.39	76.08	10,229.78
100-5115-160 HEALTH INS	18,053.00	1,504.40	14,762.31	3,290.69	81.77	13,729.02
100-5115-161 LIFE INS	559.00	51.75	498.26	60.74	89.13	471.39
100-5115-162 DISABILITY INS	778.00	.00	.00	778.00	.00	.00
100-5115-163 DENTAL INS	2,663.00	211.32	1,987.75	675.25	74.64	2,071.33
100-5115-210 PROFESSIONAL SERVICES	5,000.00	.00	5,000.00	.00	100.00	.00
100-5115-310 OFFICE SUPPLIES & POSTAGE	200.00	.50	55.39	144.61	27.70	197.85
100-5115-320 PUBLICATIONS, DUES & SUBSCRIPT	1,300.00	.00	1,379.18 (79.18)	106.09	1,104.54
100-5115-325 TRAINING & TRAVEL	5,500.00	.00	1,162.70	4,337.30	21.14	5,999.55
100-5115-330 VEHICLE USE REIMBURSEMENT	1,740.00	.00	392.41	1,347.59	22.55	1,251.18
100-5115-340 OPERATING MATERIALS & SUPP	300.00	.00	61.53	238.47	20.51	343.53
100-5115-345 PUBLIC INFORMATION & EDUCATION	4,200.00	350.00	3,150.00	1,050.00	75.00	.00
100-5115-570 IT OPERATING ISF ALLOCATION	11,540.00	961.67	9,616.70	1,923.30	83.33	7,641.70
100-5115-572 INSURANCE ISF ALLOCATION	1,585.00	132.08	1,320.80	264.20	83.33	1,679.20
100-5115-573 IT CAPITAL ISF ALLOCATION	810.00	67.50	675.00	135.00	83.33	.00
TOTAL ADMINISTRATOR	307,444.00	21,744.20	230,534.47	76,909.53	74.98	219,014.30

**CITY OF FITCHBURG
EXPENDITURES WITH COMPARISON TO BUDGET
FOR THE 10 MONTHS ENDING OCTOBER 31, 2020**

GENERAL FUND

	BUDGET	PERIOD ACTUAL	YTD ACTUAL	UNEXPENDED	% OF BUDGET	PRIOR YTD
<u>MUNICIPAL COURT</u>						
100-5120-110 SALARIES & WAGES - MUN COURT	112,100.00	8,667.46	89,977.99	22,122.01	80.27	87,554.86
100-5120-115 OVERTIME WAGES	.00	.00	.00	.00	.00	2,739.10
100-5120-120 PT/LTE/SEASONAL WAGES	4,860.00	139.75	1,398.56	3,461.44	28.78	2,031.82
100-5120-125 SHIFT DIFFERENTIAL	.00	.00	.00	.00	.00	15.90
100-5120-131 FICA	8,996.00	649.32	6,806.87	2,189.13	75.67	6,546.46
100-5120-132 WRS	4,734.00	360.72	3,775.85	958.15	79.76	3,827.51
100-5120-135 LONGEVITY BENEFIT	630.00	.00	630.00	.00	100.00	585.00
100-5120-160 HEALTH INS	18,053.00	1,504.40	15,086.81	2,966.19	83.57	14,771.92
100-5120-161 LIFE INS	101.00	6.43	63.18	37.82	62.55	64.39
100-5120-162 DISABILITY INS	400.00	.00	.00	400.00	.00	.00
100-5120-163 DENTAL INS	1,331.00	105.66	1,006.78	324.22	75.64	1,092.69
100-5120-245 COMPUTER RELATED REP & MAINT	400.00	.00	.00	400.00	.00	.00
100-5120-290 OTHER CONTRACTUAL SERVICES	2,450.00	.00	207.83	2,242.17	8.48	760.19
100-5120-310 OFFICE SUPPLIES & POSTAGE	3,400.00	208.27	928.32	2,471.68	27.30	1,338.42
100-5120-320 PUBLICATIONS, DUES & SUBSCRIPT	320.00	80.00	270.00	50.00	84.38	270.00
100-5120-325 TRAINING & TRAVEL	2,285.00	.00	700.00	1,585.00	30.63	1,858.00
100-5120-330 VEHICLE USE REIMBURSEMENT	265.00	.00	.00	265.00	.00	160.08
100-5120-340 OPERATING MATERIALS & SUPPLIES	2,875.00	5.10	1,231.66	1,643.34	42.84	900.00
100-5120-390 OTHER - DOT SUSPENSION FEES	2,000.00	.00	.00	2,000.00	.00	1,173.00
100-5120-570 IT OPERATING ISF ALLOCATION	11,040.00	920.00	9,200.00	1,840.00	83.33	9,812.50
100-5120-572 INSURANCE ISF ALLOCATION	1,000.00	83.33	833.30	166.70	83.33	800.00
100-5120-573 IT CAPITAL ISF ALLOCATION	810.00	67.50	675.00	135.00	83.33	.00
TOTAL MUNICIPAL COURT	178,050.00	12,797.94	132,792.15	45,257.85	74.58	136,301.84
<u>LEGAL SERVICES</u>						
100-5130-110 SALARIES & WAGES - LEGAL DEPT	110,056.00	8,974.40	88,230.30	21,825.70	80.17	75,846.55
100-5130-131 FICA	8,619.00	657.62	6,360.68	2,258.32	73.80	5,074.38
100-5130-132 WRS	7,605.00	545.20	5,759.96	1,845.04	75.74	4,790.39
100-5130-160 HEALTH INS	18,053.00	1,504.40	14,611.89	3,441.11	80.94	14,017.85
100-5130-161 LIFE INS	95.00	7.98	77.53	17.47	81.61	64.46
100-5130-162 DISABILITY INS	400.00	.00	.00	400.00	.00	.00
100-5130-163 DENTAL INS	1,331.00	105.66	973.43	357.57	73.14	1,036.07
100-5130-203 OUTSIDE LEGAL COUNSEL	34,317.00	505.60	19,259.10	15,057.90	56.12	19,127.50
100-5130-320 PUBLICATIONS, DUES & SUBSCRIPT	1,550.00	.00	754.36	795.64	48.67	1,052.48
100-5130-325 TRAINING & TRAVEL	600.00	.00	150.00	450.00	25.00	474.00
100-5130-330 VEHICLE USE REIMBURSEMENT	165.00	.00	123.05	41.95	74.58	85.38
100-5130-340 OPERATING MATERIALS & SUPPLIES	600.00	.00	20.55	579.45	3.43	.00
100-5130-570 IT OPERATING ISF ALLOCATION	3,695.00	307.92	3,079.20	615.80	83.33	3,283.30
100-5130-572 INSURANCE ISF ALLOCATION	990.00	82.50	825.00	165.00	83.33	812.50
100-5130-573 IT CAPITAL ISF ALLOCATION	270.00	22.50	225.00	45.00	83.33	.00
TOTAL LEGAL SERVICES	188,346.00	12,713.78	140,450.05	47,895.95	74.57	125,664.86

**CITY OF FITCHBURG
EXPENDITURES WITH COMPARISON TO BUDGET
FOR THE 10 MONTHS ENDING OCTOBER 31, 2020**

GENERAL FUND

	BUDGET	PERIOD ACTUAL	YTD ACTUAL	UNEXPENDED	% OF BUDGET	PRIOR YTD
<u>CLERK'S OFFICE</u>						
100-5142-110 SALARIES & WAGES - CLERKS OFFC	207,708.00	16,470.58	169,266.10	38,441.90	81.49	172,483.85
100-5142-115 OVERTIME WAGES	5,107.00	311.99	5,572.55 (465.55)	109.12	847.05
100-5142-120 PT/LTE/SEASONAL WAGES	46,363.00	1,599.50	29,186.28	17,176.72	62.95	12,440.00
100-5142-131 FICA	16,465.00	1,333.41	13,855.62	2,609.38	84.15	12,704.97
100-5142-132 WRS	14,398.00	1,222.82	12,255.74	2,142.26	85.12	10,322.88
100-5142-135 LONGEVITY BENEFIT	495.00	.00	495.00	.00	100.00	1,125.00
100-5142-160 HEALTH INS	72,211.00	6,017.60	60,176.00	12,035.00	83.33	52,893.72
100-5142-161 LIFE INS	574.00	44.46	390.30	183.70	68.00	363.98
100-5142-162 DISABILITY INS	1,246.00	.00	.00	1,246.00	.00	.00
100-5142-163 DENTAL INS	5,325.00	422.64	4,015.08	1,309.92	75.40	3,909.42
100-5142-210 PROFESSIONAL SERVICES	10,275.00	2,415.51	8,468.80	1,806.20	82.42	7,125.22
100-5142-230 POLLING PLACE RENTAL	600.00	.00	396.00	204.00	66.00	198.00
100-5142-240 REPAIR & MAINT - BY OTHERS	.00	.00	57.99 (57.99)	.00	.00
100-5142-245 COMPUTER RELATED REP & MAINT	1,280.00	.00	1,248.00	32.00	97.50	1,248.00
100-5142-250 PUBLIC NOTICES & ADVERTISEMENT	19,500.00	2,663.07	9,900.02	9,599.98	50.77	9,464.08
100-5142-290 OTHER CONTRACTUAL	360.00	.00	457.14 (97.14)	126.98	859.83
100-5142-310 OFFICE SUPPLIES & POSTAGE	3,000.00	108.22	1,425.69	1,574.31	47.52	927.87
100-5142-320 PUBLICATIONS, DUES & SUBSCRIPT	610.00	.00	335.00	275.00	54.92	515.00
100-5142-325 TRAINING & TRAVEL	4,380.00	.00	569.00	3,811.00	12.99	1,997.17
100-5142-330 VEHICLE USE REIMBURSEMENT	985.00	.00	5.75	979.25	.58	999.92
100-5142-340 OPERATING MATERIALS & SUPPLIES	70.00	.00	185.37 (115.37)	264.81	86.51
100-5142-355 EQUIPMENT OPERATING EXPENSE	10,695.00	979.04	9,482.37	1,212.63	88.66	9,168.55
100-5142-390 ELECTION COSTS	28,445.00	6,172.07	56,296.01 (27,851.01)	197.91	12,127.88
100-5142-570 IT OPERATING ISF ALLOCATION	14,755.00	1,229.58	12,295.80	2,459.20	83.33	15,070.80
100-5142-572 INSURANCE ISF ALLOCATION	2,367.00	197.25	1,972.50	394.50	83.33	1,866.70
100-5142-573 IT CAPITAL ISF ALLOCATION	1,080.00	90.00	900.00	180.00	83.33	.00
TOTAL CLERK'S OFFICE	468,294.00	41,277.74	399,208.11	69,085.89	85.25	328,746.40

**CITY OF FITCHBURG
EXPENDITURES WITH COMPARISON TO BUDGET
FOR THE 10 MONTHS ENDING OCTOBER 31, 2020**

GENERAL FUND

	BUDGET	PERIOD ACTUAL	YTD ACTUAL	UNEXPENDED	% OF BUDGET	PRIOR YTD
<u>HUMAN RESOURCES</u>						
100-5143-110 SALARIES & WAGES-HR	134,697.00	10,782.86	107,909.00	26,788.00	80.11	97,032.71
100-5143-131 FICA	10,320.00	777.32	7,823.86	2,496.14	75.81	7,140.73
100-5143-132 WRS	9,106.00	727.84	7,297.67	1,808.33	80.14	6,367.10
100-5143-135 LONGEVITY	205.00	.00	204.75	.25	99.88	175.50
100-5143-160 HEALTH INS	18,053.00	2,916.62	29,166.20 (11,113.20)	161.56	14,295.60
100-5143-161 LIFE INS	299.00	29.31	234.06	64.94	78.28	172.50
100-5143-162 DISABILITY INS	682.00	.00	.00	682.00	.00	.00
100-5143-163 DENTAL INS	1,331.00	190.20	1,806.90 (475.90)	135.76	1,056.60
100-5143-210 PROFESSIONAL SERVICES	1,550.00	.00	139.92	1,410.08	9.03	500.00
100-5143-245 COMPUTER RELATED REP & MAINT	9,045.00	.00	9,492.53 (447.53)	104.95	9,040.50
100-5143-250 RECRUITMENT & TEST - GEN	2,931.00	.00	775.21	2,155.79	26.45	3,234.78
100-5143-251 RECRUITMENT & TEST - PD	10,500.00	60.58	1,727.91	8,772.09	16.46	15,175.83
100-5143-252 RECRUITMENT & TEST - FD	5,500.00	.00	133.00	5,367.00	2.42	2,533.50
100-5143-253 RECRUITMENT & TEST - HIGHWAY	1,000.00	.00	460.16	539.84	46.02	419.50
100-5143-290 OTHER CONTRACTUAL SERVICES	6,515.00	368.00	6,552.00 (37.00)	100.57	5,452.48
100-5143-310 OFFICE SUPPLIES & POSTAGE	500.00	.50	232.25	267.75	46.45	289.44
100-5143-320 PUBLICATIONS, DUES & SUBSCRIPT	520.00	.00	529.00 (9.00)	101.73	519.00
100-5143-325 TRAINING & TRAVEL	3,200.00	.00	1,189.09	2,010.91	37.16	3,034.78
100-5143-330 VEHICLE USE REIMBURSEMENT	205.00	.00	20.70	184.30	10.10	69.60
100-5143-340 OPERATING MATERIALS & SUPP	1,000.00	.00	444.41	555.59	44.44	925.05
100-5143-355 EQUIPMENT OPERATING EXPENSE	2,000.00	.00	1,336.54	663.46	66.83	1,585.34
100-5143-570 IT OPERATING ISF ALLOCATION	7,345.00	612.08	6,120.80	1,224.20	83.33	6,533.30
100-5143-572 INSURANCE ISF ALLOCATION	1,158.00	96.50	965.00	193.00	83.33	945.80
100-5143-573 IT CAPITAL ISF ALLOCATION	540.00	45.00	450.00	90.00	83.33	.00
TOTAL HUMAN RESOURCES	228,202.00	16,606.81	185,010.96	43,191.04	81.07	176,499.64

**CITY OF FITCHBURG
EXPENDITURES WITH COMPARISON TO BUDGET
FOR THE 10 MONTHS ENDING OCTOBER 31, 2020**

GENERAL FUND

	BUDGET	PERIOD ACTUAL	YTD ACTUAL	UNEXPENDED	% OF BUDGET	PRIOR YTD
<u>SUSTAINABILITY</u>						
100-5144-110 SALARIES & WAGES-SUSTAIN/HNI	30,022.00	2,347.76	23,991.26	6,030.74	79.91	9,608.56
100-5144-115 OVERTIME	.00	.00	.00	.00	.00	34.31
100-5144-120 PT/LTE/SEASONAL	12,495.00	1,069.25	7,694.48	4,800.52	61.58	9,231.30
100-5144-131 FICA	3,253.00	258.62	2,404.46	848.54	73.92	1,427.87
100-5144-132 WRS	2,026.00	158.48	1,619.39	406.61	79.93	624.86
100-5144-160 HEALTH INS	3,696.00	308.00	3,080.00	616.00	83.33	1,462.53
100-5144-161 LIFE INS	25.00	2.48	22.70	2.30	90.80	6.93
100-5144-162 DISABILITY INS	186.00	.00	.00	186.00	.00	.00
100-5144-163 DENTAL INS	242.00	19.20	182.40	59.60	75.37	96.00
100-5144-210 PROFESSIONAL SERVICES	5,780.00	.00	2,450.00	3,330.00	42.39	.00
100-5144-290 OTHER CONTRACTUAL	2,000.00	.00	.00	2,000.00	.00	.00
100-5144-310 OFFICE SUPPLIES & POSTAGE	.00	.00	16.64	(16.64)	.00	.00
100-5144-320 PUBLICATIONS, DUES & SUBSCRIPT	120.00	.00	.00	120.00	.00	150.00
100-5144-325 TRAINING & TRAVEL	570.00	.00	.00	570.00	.00	716.65
100-5144-330 VEHICLE USE REIMBURSEMENT	.00	.00	.00	.00	.00	134.56
100-5144-340 OPERATING MATERIALS & SUPP	5,320.00	.00	.00	5,320.00	.00	25.00
100-5144-389 HNI GRANTS TO OTHERS	91,228.00	.00	31,432.89	59,795.11	34.46	.00
100-5144-570 IT OPERATING ISF ALLOCATION	9,130.00	760.83	7,608.30	1,521.70	83.33	41.70
100-5144-572 INSURANCE ISF ALLOCATION	1,595.00	132.92	1,329.20	265.80	83.34	1,476.70
100-5144-573 IT CAPITAL ISF ALLOCATION	420.00	35.00	350.00	70.00	83.33	.00
TOTAL SUSTAINABILITY	168,108.00	5,092.54	82,181.72	85,926.28	48.89	25,036.97
<u>FINANCE & TREASURY</u>						
100-5152-110 SALARIES & WAGES - FINANCE	227,023.00	17,027.81	172,656.68	54,366.32	76.05	165,045.23
100-5152-115 OVERTIME WAGES	438.00	.00	.00	438.00	.00	(.01)
100-5152-120 PT/LTE/SEASONAL WAGES	2,600.00	.00	783.25	1,816.75	30.13	1,751.25
100-5152-131 FICA	17,724.00	1,273.61	12,866.13	4,857.87	72.59	12,192.98
100-5152-132 WRS	15,462.00	1,357.08	11,971.45	3,490.55	77.42	10,910.90
100-5152-135 LONGEVITY BENEFIT	1,618.00	.00	1,617.75	.25	99.98	1,543.50
100-5152-160 HEALTH INS	40,760.00	3,326.27	32,989.67	7,770.33	80.94	31,406.34
100-5152-161 LIFE INS	595.00	55.01	534.94	60.06	89.91	447.48
100-5152-163 DENTAL INS	3,794.00	296.19	2,801.05	992.95	73.83	2,947.21
100-5152-212 AUDIT & FINANCIAL CONSULTING	42,180.00	.00	26,806.00	15,374.00	63.55	31,289.00
100-5152-245 COMPUTER RELATED - REP & MAINT	60,900.00	3,048.50	42,898.00	18,002.00	70.44	45,568.75
100-5152-290 OTHER CONTRACTUAL	1,100.00	.00	.00	1,100.00	.00	.00
100-5152-310 OFFICE SUPPLIES & POSTAGE	5,700.00	105.03	1,098.73	4,601.27	19.28	1,535.54
100-5152-320 PUBLICATIONS, DUES & SUBSCRIPT	790.00	.00	585.00	205.00	74.05	623.86
100-5152-325 TRAINING & TRAVEL	2,715.00	100.00	733.00	1,982.00	27.00	5,090.25
100-5152-330 VEHICLE USE REIMBURSEMENT	700.00	.00	.00	700.00	.00	242.44
100-5152-340 OPERATING MATERIALS & SUPPLIES	2,350.00	.00	97.90	2,252.10	4.17	79.30
100-5152-570 IT OPERATING ISF ALLOCATION	11,065.00	922.08	9,220.80	1,844.20	83.33	9,325.00
100-5152-572 INSURANCE ISF ALLOCATION	2,235.00	186.25	1,862.50	372.50	83.33	1,820.80
100-5152-573 IT CAPITAL ISF ALLOCATION	770.00	64.17	641.70	128.30	83.34	.00
TOTAL FINANCE & TREASURY	440,519.00	27,762.00	320,164.55	120,354.45	72.68	321,819.82

**CITY OF FITCHBURG
EXPENDITURES WITH COMPARISON TO BUDGET
FOR THE 10 MONTHS ENDING OCTOBER 31, 2020**

GENERAL FUND

	BUDGET	PERIOD ACTUAL	YTD ACTUAL	UNEXPENDED	% OF BUDGET	PRIOR YTD
<u>ASSESSING</u>						
100-5153-110 SALARIES & WAGES-ASSESSORS OF	287,195.00	20,636.57	226,822.84	60,372.16	78.98	209,669.75
100-5153-115 OVERTIME WAGES	2,519.00	.00	3,637.94	(1,118.94)	144.42	1,107.00
100-5153-120 PT/LTE/SEASONAL	350.00	.00	945.00	(595.00)	270.00	.00
100-5153-131 FICA	22,352.00	1,528.71	17,672.98	4,679.02	79.07	15,710.44
100-5153-132 WRS	19,590.00	1,393.07	15,387.00	4,203.00	78.55	13,724.91
100-5153-135 LONGEVITY BENEFIT	.00	.00	.00	.00	.00	945.00
100-5153-140 PER DIEMS - BOR	270.00	.00	.00	270.00	.00	.00
100-5153-160 HEALTH INS	61,521.00	4,887.31	50,685.06	10,835.94	82.39	46,195.53
100-5153-161 LIFE INS	924.00	94.25	(1,164.72)	2,088.72	(126.05)	724.53
100-5153-163 DENTAL INS	4,476.00	338.42	3,388.67	1,087.33	75.71	3,467.27
100-5153-210 PROFESSIONAL SERVICES	1,500.00	.00	750.00	750.00	50.00	.00
100-5153-245 COMPUTER RELATED - REP & MAINT	10,525.00	.00	9,219.42	1,305.58	87.60	12,526.75
100-5153-290 OTHER CONTRACTUAL	35,200.00	19,415.13	19,966.81	15,233.19	56.72	19,038.90
100-5153-310 OFFICE SUPPLIES & POSTAGE	6,245.00	150.80	4,797.09	1,447.91	76.81	4,144.31
100-5153-320 PUBLICATIONS, DUES & SUBSCRIPT	900.00	.00	896.20	3.80	99.58	849.20
100-5153-323 UNIFORMS & PROTECTIVE GEAR	160.00	.00	.00	160.00	.00	10.90
100-5153-325 TRAINING & TRAVEL	2,675.00	.00	445.00	2,230.00	16.64	3,719.75
100-5153-330 VEHICLE USE REIMBURSEMENT	3,015.00	.00	361.68	2,653.32	12.00	2,088.52
100-5153-340 OPERATING MATERIALS & SUPPLIES	300.00	.00	220.40	79.60	73.47	215.36
100-5153-570 IT OPERATING ISF ALLOCATION	14,695.00	1,224.58	12,245.80	2,449.20	83.33	13,566.70
100-5153-572 INSURANCE ISF ALLOCATION	8,860.00	738.33	7,383.30	1,476.70	83.33	7,879.20
100-5153-573 IT CAPITAL ISF ALLOCATION	1,080.00	90.00	900.00	180.00	83.33	.00
TOTAL ASSESSING	484,352.00	50,497.17	374,560.47	109,791.53	77.33	355,584.02
<u>BLDGS & GROUNDS - SAFETY BLDG</u>						
100-5162-240 REPAIRS & MAINT - BY OTHERS	11,050.00	29.75	3,924.22	7,125.78	35.51	3,619.16
100-5162-350 REPAIR & MAINT SUPPLIES	3,500.00	.00	.00	3,500.00	.00	771.01
100-5162-355 EQUIPMENT EXPENSE	500.00	.00	.00	500.00	.00	.00
100-5162-360 BLDG CUSTODIAL SUPPLIES	4,000.00	.00	204.31	3,795.69	5.11	1,348.45
100-5162-365 UTILITIES	30,300.00	1,688.80	14,556.49	15,743.51	48.04	15,812.21
TOTAL BLDGS & GROUNDS - SAFETY	49,350.00	1,718.55	18,685.02	30,664.98	37.86	21,550.83
<u>BLDGS & GROUNDS - MAINT BLDG</u>						
100-5164-240 REPAIRS & MAINTENANCE BY OTHER	22,470.00	160.50	8,282.90	14,187.10	36.86	5,760.94
100-5164-350 REPAIR & MAINTENANCE SUPPLIES	4,800.00	170.51	3,430.05	1,369.95	71.46	396.32
100-5164-360 BLDG CUSTODIAL SUPPLIES	500.00	66.82	66.82	433.18	13.36	77.94
100-5164-365 UTILITIES	24,325.00	1,338.34	15,930.28	8,394.72	65.49	18,035.08
TOTAL BLDGS & GROUNDS - MAINT B	52,095.00	1,736.17	27,710.05	24,384.95	53.19	24,270.28

**CITY OF FITCHBURG
EXPENDITURES WITH COMPARISON TO BUDGET
FOR THE 10 MONTHS ENDING OCTOBER 31, 2020**

GENERAL FUND

	BUDGET	PERIOD ACTUAL	YTD ACTUAL	UNEXPENDED	% OF BUDGET	PRIOR YTD
<u>BLDGS & GROUNDS-NEW CITY HALL</u>						
100-5165-110 SALARIES & WAGES-NEW CITY HALL	162,498.00	12,434.40	129,039.34	33,458.66	79.41	122,704.24
100-5165-115 OVERTIME	5,258.00	.00	414.95	4,843.05	7.89	862.97
100-5165-131 FICA	12,930.00	916.62	9,679.71	3,250.29	74.86	9,269.62
100-5165-132 WRS	10,283.00	753.93	7,935.73	2,347.27	77.17	7,229.67
100-5165-135 LONGEVITY	1,260.00	.00	1,260.00	.00	100.00	1,170.00
100-5165-160 HEALTH INS	29,097.00	2,424.74	24,247.40	4,849.60	83.33	23,035.77
100-5165-161 LIFE INS	582.00	52.56	462.36	119.64	79.44	404.00
100-5165-162 DISABILITY INS	839.00	.00	.00	839.00	.00	.00
100-5165-163 DENTAL INS	2,054.00	163.05	1,548.89	505.11	75.41	1,630.40
100-5165-240 REPAIR & MAINT - BY OTHERS	33,500.00	323.89	15,841.39	17,658.61	47.29	19,329.04
100-5165-290 OTHER CONTRACTUAL SERVICES	325.00	4,183.99	13,487.65	(13,162.65)	4,150.05	244.88
100-5165-323 UNIFORMS & PROTECTIVE GEAR	400.00	.00	237.09	162.91	59.27	699.02
100-5165-335 VEHICLE EXPENSE	1,000.00	.00	913.30	86.70	91.33	404.36
100-5165-340 OPERATING MATERIALS & SUPPLIES	.00	.00	639.64	(639.64)	.00	.00
100-5165-350 REPAIR AND MAINT SUPPLIES	9,000.00	(329.32)	7,876.75	1,123.25	87.52	4,750.26
100-5165-355 EQUIPMENT EXPENSE	1,000.00	.00	.00	1,000.00	.00	2,000.00
100-5165-360 BLDG CUSTODIAL SUPPLIES	9,500.00	500.00	7,097.41	2,402.59	74.71	3,261.54
100-5165-365 UTILITIES	104,600.00	8,682.52	61,087.24	43,512.76	58.40	69,012.44
100-5165-570 IT OPERATING ISF ALLOCATION	11,280.00	940.00	9,400.00	1,880.00	83.33	14,954.20
100-5165-572 INSURANCE ISF ALLOCATION	17,030.00	1,419.17	14,191.70	2,838.30	83.33	12,854.20
100-5165-573 IT CAPITAL ISF ALLOCATION	675.00	56.25	562.50	112.50	83.33	.00
TOTAL BLDGS & GROUNDS-NEW CITY	413,111.00	32,521.80	305,923.05	107,187.95	74.05	293,816.61
<u>BLDGS & GRNDS-POLICE EVIDENCE</u>						
100-5166-240 REPAIRS & MAINT - BY OTHERS	6,500.00	52.50	4,583.53	1,916.47	70.52	5,888.02
100-5166-350 REPAIR & MAINT SUPPLIES	500.00	.00	.00	500.00	.00	267.53
100-5166-365 UTILITIES	5,000.00	160.51	2,029.99	2,970.01	40.60	3,813.52
TOTAL BLDGS & GRNDS-POLICE EVID	12,000.00	213.01	6,613.52	5,386.48	55.11	9,969.07
<u>BLDGS & GROUNDS - FS #2 MKTPL</u>						
100-5167-240 REPAIRS & MAINT - BY OTHERS	13,600.00	391.20	6,050.84	7,549.16	44.49	7,486.82
100-5167-350 REPAIR & MAINT SUPPLIES	2,000.00	.00	1,642.93	357.07	82.15	1,620.27
100-5167-355 EQUIPMENT EXPENSE	2,500.00	.00	149.99	2,350.01	6.00	288.00
100-5167-360 BLDG CUSTODIAL SUPPLIES	4,400.00	601.81	3,243.32	1,156.68	73.71	1,729.90
100-5167-365 UTILITIES	27,300.00	2,337.78	13,403.65	13,896.35	49.10	18,833.33
TOTAL BLDGS & GROUNDS - FS #2 M	49,800.00	3,330.79	24,490.73	25,309.27	49.18	29,958.32

**CITY OF FITCHBURG
EXPENDITURES WITH COMPARISON TO BUDGET
FOR THE 10 MONTHS ENDING OCTOBER 31, 2020**

GENERAL FUND

	BUDGET	PERIOD ACTUAL	YTD ACTUAL	UNEXPENDED	% OF BUDGET	PRIOR YTD
<u>BLDGS & GROUNDS - FS#3 UPTOWN</u>						
100-5168-240 REPAIRS & MAINT - BY OTHERS	9,350.00	.00	3,523.23	5,826.77	37.68	1,865.16
100-5168-350 REPAIR & MAINT SUPPLIES	2,500.00	.00	1,951.08	548.92	78.04	1,015.99
100-5168-355 EQUIPMENT EXPENSE	2,000.00	.00	.00	2,000.00	.00	.00
100-5168-360 BLDG CUSTODIAL SUPPLIES	4,000.00	601.81	1,966.28	2,033.72	49.16	2,649.52
100-5168-365 UTILITIES	27,300.00	3,418.04	25,732.99	1,567.01	94.26	10,742.16
TOTAL BLDGS & GROUNDS - FS#3 UP	45,150.00	4,019.85	33,173.58	11,976.42	73.47	16,272.83
<u>INTERDEPARTMENTAL - OTHER</u>						
100-5190-131 FICA	11,793.00	659.51	10,266.44	1,526.56	87.06	10,047.79
100-5190-189 EMPLOYEE RETIREMENT RESERVE	154,155.00	8,621.20	136,064.89	18,090.11	88.26	133,214.98
100-5190-255 DEBT COLLECTION EXPENSE	4,000.00	32.56	720.05	3,279.95	18.00	1,521.26
100-5190-310 OFFICE SUPPLIES - INTERDEPT	14,000.00	421.08	7,118.23	6,881.77	50.84	9,703.86
100-5190-311 POSTAGE CLEARING - INTERDEPT	.00	(2,289.66)	(2,297.25)	2,297.25	.00	(3,809.27)
100-5190-325 TRAINING & TRAVEL	.00	.00	.00	.00	.00	155.00
100-5190-349 LOSS PD BY INSURANCE RECOVERY	.00	(297.50)	1,593.03	(1,593.03)	.00	.00
100-5190-380 EMPLOYEE RECOG & MEMORIALS	4,250.00	.00	95.00	4,155.00	2.24	548.07
100-5190-381 SAFETY & HEALTH PROGRAMS	100.00	.00	.00	100.00	.00	.00
100-5190-900 CONTINGENCY - UNDESIGNATED	2,500.00	.00	.00	2,500.00	.00	.00
100-5190-901 CONTINGENCY - DESIGNATED	250,000.00	.00	.00	250,000.00	.00	.00
100-5190-991 BAD DEBT EXPENSE	3,000.00	.00	254.29	2,745.71	8.48	1,103.32
TOTAL INTERDEPARTMENTAL - OTHE	443,798.00	7,147.19	153,814.68	289,983.32	34.66	152,485.01

**CITY OF FITCHBURG
EXPENDITURES WITH COMPARISON TO BUDGET
FOR THE 10 MONTHS ENDING OCTOBER 31, 2020**

GENERAL FUND

	BUDGET	PERIOD ACTUAL	YTD ACTUAL	UNEXPENDED	% OF BUDGET	PRIOR YTD
LAW ENFORCEMENT						
100-5210-110 SALARIES & WAGES - POLICE	4,768,614.00	364,577.37	3,772,723.61	995,890.39	79.12	3,656,615.36
100-5210-115 OVERTIME	219,906.00	22,781.20	187,505.70	32,400.30	85.27	262,882.50
100-5210-120 PT/LTE/SEASONAL WAGES	62,188.00	3,357.55	38,020.54	24,167.46	61.14	50,374.16
100-5210-125 SHIFT DIFFERENTIAL	21,024.00	1,627.10	19,191.55	1,832.45	91.28	22,070.43
100-5210-131 FICA	391,941.00	29,222.39	303,488.75	88,452.25	77.43	301,198.27
100-5210-132 WRS	566,494.00	43,150.54	447,845.75	118,648.25	79.06	406,088.27
100-5210-135 LONGEVITY	24,030.00	.00	23,940.00	90.00	99.63	24,660.00
100-5210-160 HEALTH INS	1,009,045.00	78,346.80	766,789.91	242,255.09	75.99	705,562.38
100-5210-161 LIFE INS	6,393.00	564.97	5,335.54	1,057.46	83.46	5,465.57
100-5210-163 DENTAL INS	68,473.00	5,559.94	51,521.25	16,951.75	75.24	51,715.61
100-5210-190 HOLIDAY PREMIUM	27,646.00	.00	24,320.85	3,325.15	87.97	23,946.87
100-5210-210 PROFESSIONAL SERVICES	72,069.00	3,176.90	9,833.70	62,235.30	13.64	7,975.00
100-5210-240 REPAIRS & MAINT - BY OTHERS	15,100.00	.00	7,947.19	7,152.81	52.63	7,717.43
100-5210-245 COMPUTER RELATED - REP & MAINT	20,225.00	.00	9,006.20	11,218.80	44.53	12,687.79
100-5210-260 POLICE VEHICLE LEASE PROGRAM	113,635.00	.00	110,323.26	3,311.74	97.09	89,927.57
100-5210-290 OTHER CONTRACTUAL/CROSS GUAR	5,500.00	.00	4,662.49	837.51	84.77	4,676.14
100-5210-310 OFFICE SUPPLIES & POSTAGE	13,000.00	281.65	8,322.31	4,677.69	64.02	9,327.07
100-5210-320 PUBLICATIONS, DUES & SUBSCRIPT	2,400.00	.00	951.00	1,449.00	39.63	1,458.31
100-5210-323 UNIFORMS & PROTECTIVE GEAR	58,670.00	4,548.64	21,552.04	37,117.96	36.73	50,623.03
100-5210-325 TRAINING & TRAVEL	20,000.00	2,450.00	14,802.06	5,197.94	74.01	30,203.76
100-5210-326 TUITION REIMBURSEMENT	6,600.00	.00	841.42	5,758.58	12.75	3,607.17
100-5210-327 YMCA MEMBERSHIP	7,635.00	956.00	4,147.26	3,487.74	54.32	5,411.56
100-5210-330 VEHICLE USE REIMBURSEMENT	200.00	.00	.00	200.00	.00	.00
100-5210-335 VEHICLE EXPENSE (G&O, REPAIRS)	142,330.00	3,285.68	98,037.23	44,292.77	68.88	112,854.31
100-5210-340 OPERATING MATERIALS & SUPPLIES	11,500.00	383.60	4,828.87	6,671.13	41.99	10,595.34
100-5210-345 PUBLIC INFORMATION & EDUCATION	5,931.00	.00	103.85	5,827.15	1.75	6,486.98
100-5210-350 REPAIR & MAINT SUPPLIES	500.00	.00	1,682.16	(1,182.16)	336.43	188.21
100-5210-355 EQUIPMENT EXPENSE	17,985.00	1,330.48	14,600.32	3,384.68	81.18	40,183.86
100-5210-363 COMMUNICATIONS EXPENSE	8,500.00	4,390.25	6,744.31	1,755.69	79.34	634.68
100-5210-383 FIREARMS & AMMUNITION	33,958.00	779.78	15,446.98	18,511.02	45.49	28,604.51
100-5210-384 INVESTIGATIVE SUPPLIES	25,590.00	681.78	14,746.13	10,843.87	57.62	19,184.07
100-5210-392 K-9 UNIT	1,800.00	.00	.00	1,800.00	.00	1,073.43
100-5210-570 IT OPERATING ISF ALLOCATION	260,845.00	21,737.08	217,370.80	43,474.20	83.33	243,650.00
100-5210-571 MPSIS ALLOCATION	158,505.00	.00	151,565.74	6,939.26	95.62	159,039.42
100-5210-572 INSURANCE ISF ALLOCATION	134,030.00	11,169.17	111,691.70	22,338.30	83.33	110,644.20
100-5210-573 IT CAPITAL ISF ALLOCATION	31,665.00	2,638.75	26,387.50	5,277.50	83.33	.00
TOTAL LAW ENFORCEMENT	8,333,927.00	606,997.62	6,496,277.97	1,837,649.03	77.95	6,467,333.26

**CITY OF FITCHBURG
EXPENDITURES WITH COMPARISON TO BUDGET
FOR THE 10 MONTHS ENDING OCTOBER 31, 2020**

GENERAL FUND

	BUDGET	PERIOD ACTUAL	YTD ACTUAL	UNEXPENDED	% OF BUDGET	PRIOR YTD
FIRE DEPARTMENT						
100-5220-110 SALARIES & WAGES - FIRE DEPT	1,126,578.00	88,098.62	897,888.64	228,689.36	79.70	855,263.13
100-5220-115 OVERTIME	97,513.00	5,556.25	50,479.97	47,033.03	51.77	121,030.15
100-5220-120 PT/LTE/SEASONAL WAGES	23,400.00	1,500.00	15,750.00	7,650.00	67.31	14,310.00
100-5220-131 FICA	145,589.00	10,364.08	104,452.61	41,136.39	71.74	107,826.47
100-5220-132 WRS	213,606.00	13,481.12	136,474.28	77,131.72	63.89	131,585.45
100-5220-135 LONGEVITY	6,930.00	.00	6,930.00	.00	100.00	8,145.00
100-5220-150 POC SERVICES	643,761.00	42,840.34	414,923.74	228,837.26	64.45	446,411.90
100-5220-160 HEALTH INS	254,419.00	22,192.61	217,017.24	37,401.76	85.30	199,833.82
100-5220-161 LIFE INS	2,162.00	157.89	1,228.30	933.70	56.81	935.40
100-5220-162 DISABILITY INS	5,937.00	.00	.00	5,937.00	.00	.00
100-5220-163 DENTAL INS	16,091.00	1,277.04	12,142.35	3,948.65	75.46	12,554.61
100-5220-190 HOLIDAY PREMIUM	4,937.00	.00	4,187.04	749.96	84.81	4,614.85
100-5220-240 REPAIRS & MAINT - BY OTHERS	12,000.00	2,178.00	15,508.17	(3,508.17)	129.23	5,511.72
100-5220-245 COMPUTER RELATED - REP & MAINT	12,300.00	5,843.19	10,565.64	1,734.36	85.90	11,533.22
100-5220-250 PUBLIC NOTICES/ADS	500.00	.00	.00	500.00	.00	.00
100-5220-290 OTHER CONTRACTUAL SERVICES	3,520.00	.00	.00	3,520.00	.00	950.56
100-5220-310 OFFICE SUPPLIES & POSTAGE	3,000.00	5.60	675.78	2,324.22	22.53	1,998.30
100-5220-320 PUBLICATIONS, DUES & SUBSCRIPT	7,305.00	.00	6,946.31	358.69	95.09	6,431.00
100-5220-323 UNIFORMS	20,000.00	.00	10,660.21	9,339.79	53.30	17,870.44
100-5220-324 PROTECTIVE GEAR	58,000.00	33,324.00	53,216.71	4,783.29	91.75	31,151.27
100-5220-325 TRAINING & TRAVEL	33,500.00	7,466.15	16,655.77	16,844.23	49.72	24,881.83
100-5220-326 TUITION REIMBURSEMENT	20,400.00	.00	5,320.73	15,079.27	26.08	2,380.58
100-5220-330 VEHICLE USE REIMBURSEMENT	205.00	.00	.00	205.00	.00	.00
100-5220-335 VEHICLE EXPENSE (G&O, REPAIRS)	80,000.00	719.74	38,374.72	41,625.28	47.97	34,917.12
100-5220-340 OPERATING MATERIALS & SUPPLIES	6,000.00	751.96	6,672.16	(672.16)	111.20	8,729.54
100-5220-341 MEDICAL/EMS SUPPLIES	6,000.00	269.27	1,780.56	4,219.44	29.68	2,977.12
100-5220-345 PUBLIC INFORMATION & EDUCATION	5,000.00	1,798.75	3,113.69	1,886.31	62.27	4,215.61
100-5220-350 REPAIR & MAINT SUPPLIES	3,000.00	24.37	1,914.70	1,085.30	63.82	2,129.45
100-5220-355 EQUIPMENT EXPENSE	31,000.00	1,162.05	17,275.30	13,724.70	55.73	27,073.31
100-5220-363 COMMUNICATIONS EXPENSE	10,000.00	.00	419.95	9,580.05	4.20	2,709.96
100-5220-365 TELEPHONE	5,000.00	495.50	4,736.82	263.18	94.74	2,606.99
100-5220-570 IT OPERATING ISF ALLOCATION	120,165.00	10,013.75	100,137.50	20,027.50	83.33	89,154.20
100-5220-572 INSURANCE ISF ALLOCATION	99,415.00	8,284.58	82,845.80	16,569.20	83.33	79,512.50
100-5220-573 IT CAPITAL ISF ALLOCATION	14,275.00	1,189.58	11,895.80	2,379.20	83.33	.00
TOTAL FIRE DEPARTMENT	3,091,508.00	258,994.44	2,250,190.49	841,317.51	72.79	2,259,245.50

**CITY OF FITCHBURG
EXPENDITURES WITH COMPARISON TO BUDGET
FOR THE 10 MONTHS ENDING OCTOBER 31, 2020**

GENERAL FUND

	BUDGET	PERIOD ACTUAL	YTD ACTUAL	UNEXPENDED	% OF BUDGET	PRIOR YTD
<u>BUILDING INSPECTION</u>						
100-5240-110 SALARIES & WAGES - BLDG INSP	241,844.00	18,678.10	193,019.57	48,824.43	79.81	183,652.95
100-5240-115 OVERTIME	2,853.00	.00	221.50	2,631.50	7.76	929.02
100-5240-131 FICA	18,909.00	1,355.78	14,216.24	4,692.76	75.18	13,717.74
100-5240-132 WRS	16,684.00	1,260.76	13,210.72	3,473.28	79.18	12,243.41
100-5240-135 LONGEVITY	2,475.00	.00	2,475.00	.00	100.00	2,340.00
100-5240-160 HEALTH INS	45,309.00	3,775.74	37,757.39	7,551.61	83.33	35,874.46
100-5240-161 LIFE INS	1,001.00	82.03	786.21	214.79	78.54	743.60
100-5240-162 DISABILITY INS	1,263.00	.00	.00	1,263.00	.00	.00
100-5240-163 DENTAL INS	4,115.00	326.54	3,102.13	1,012.87	75.39	3,265.40
100-5240-210 PROFESSIONAL SERVICES	.00	.00	.00	.00	.00	10.00
100-5240-245 COMPUTER RELATED - REP & MAINT	7,000.00	.00	6,781.18	218.82	96.87	6,750.00
100-5240-290 OTHER CONTRACTUAL SERVICES	150.00	150.00	150.00	.00	100.00	.00
100-5240-310 OFFICE SUPPLIES & POSTAGE	500.00	2,236.06	4,282.30	(3,782.30)	856.46	354.17
100-5240-320 PUBLICATIONS, DUES & SUBSCRIPT	850.00	.00	486.10	363.90	57.19	1,102.10
100-5240-323 UNIFORMS & PROTECTIVE GEAR	1,000.00	.00	419.65	580.35	41.97	140.89
100-5240-325 TRAINING & TRAVEL	3,850.00	.00	1,287.00	2,563.00	33.43	7,270.05
100-5240-330 VEHICLE USE REIMBURSEMENT	505.00	.00	.00	505.00	.00	126.44
100-5240-335 VEHICLE EXPENSE (GAS & OIL)	3,450.00	171.25	1,423.91	2,026.09	41.27	1,305.50
100-5240-340 OPERATING MATERIALS & SUPPLIES	8,000.00	152.98	178.82	7,821.18	2.24	3,595.19
100-5240-345 PUBLIC INFORMATION & EDUCATION	200.00	.00	.00	200.00	.00	.00
100-5240-570 IT OPERATING ISF ALLOCATION	15,275.00	1,507.50	12,260.00	3,015.00	80.26	12,479.20
100-5240-572 INSURANCE ISF ALLOCATION	8,370.00	727.83	6,914.30	1,455.70	82.61	7,662.50
100-5240-573 IT CAPITAL ISF ALLOCATION	875.00	72.92	729.20	145.80	83.34	.00
TOTAL BUILDING INSPECTION	384,478.00	30,497.49	299,701.22	84,776.78	77.95	293,562.62
<u>OTHER PUBLIC SAFETY</u>						
100-5290-131 FICA	.00	.00	.00	.00	.00	5.36
100-5290-140 PER DIEMS - POLICE & FIRE COMM	1,500.00	.00	.00	1,500.00	.00	70.00
100-5290-265 WEIGHTS & MEASURES	3,600.00	.00	3,600.00	.00	100.00	3,600.00
100-5290-269 DANE COM/ANALOG TACTICAL	207,800.00	858.97	173,623.77	34,176.23	83.55	149,861.04
100-5290-270 FITCHRONA EMS CONTRIBUTION	684,418.00	.00	684,418.00	.00	100.00	506,566.00
100-5290-325 TRAINING & TRAVEL	.00	75.00	75.00	(75.00)	.00	.00
TOTAL OTHER PUBLIC SAFETY	897,318.00	933.97	861,716.77	35,601.23	96.03	660,102.40

**CITY OF FITCHBURG
EXPENDITURES WITH COMPARISON TO BUDGET
FOR THE 10 MONTHS ENDING OCTOBER 31, 2020**

GENERAL FUND

	BUDGET	PERIOD ACTUAL	YTD ACTUAL	UNEXPENDED	% OF BUDGET	PRIOR YTD
<u>PUBLIC WORKS</u>						
100-5300-110 SALARIES & WAGES - PUBLIC WKS	735,425.00	49,853.69	518,555.68	216,869.32	70.51	525,770.34
100-5300-115 OVERTIME	29,027.00	294.24	17,978.21	11,048.79	61.94	27,281.34
100-5300-120 PT/LTE/SEASONAL WAGES	13,500.00	.00	7,408.30	6,091.70	54.88	7,150.18
100-5300-131 FICA	59,752.00	3,747.07	40,984.83	18,767.17	68.59	41,828.19
100-5300-132 WRS	51,751.00	3,385.49	36,258.74	15,492.26	70.06	35,815.87
100-5300-135 LONGEVITY	3,123.00	.00	3,487.50 (364.50)	111.67	3,690.00
100-5300-140 PER DIEMS - BD OF PUBLIC WKS	1,580.00	.00	50.00	1,530.00	3.16	.00
100-5300-160 HEALTH INS	159,410.00	11,110.45	115,358.91	44,051.09	72.37	136,435.87
100-5300-161 LIFE INS	1,408.00	109.52	1,012.29	395.71	71.90	1,211.44
100-5300-162 DISABILITY INS	4,161.00	.00	.00	4,161.00	.00	.00
100-5300-163 DENTAL INS	11,494.00	762.43	7,469.85	4,024.15	64.99	9,964.06
100-5300-210 PROFESSIONAL SERVICES	2,000.00	.00	.00	2,000.00	.00	210.00
100-5300-220 STREET LIGHT SERVICE - MG&E	173,300.00	13,298.88	117,413.23	55,886.77	67.75	116,146.85
100-5300-225 STREET LIGHT MAINTENANCE	34,000.00	5,867.68	21,443.99	12,556.01	63.07	6,276.92
100-5300-230 TRAFFIC SIGNAL MAINTENANCE	23,000.00	3,665.82	7,886.27	15,113.73	34.29	7,080.08
100-5300-240 REPAIRS & MAINT - BY OTHERS	.00	.00	989.59 (989.59)	.00	.00
100-5300-245 COMPUTER RELATED REP & MAINT	4,230.00	.00	774.20	3,455.80	18.30	4,185.60
100-5300-250 PUBLIC NOTICES/ADS	600.00	.00	471.41	128.59	78.57	385.16
100-5300-290 OTHER CONTRACTUAL	.00	.00	.00	.00	.00	75.00
100-5300-310 OFFICE SUPPLIES & POSTAGE	1,600.00	66.75	1,266.30	333.70	79.14	1,341.33
100-5300-320 PUBLICATIONS, DUES & SUBSCRIPT	9,950.00	.00	952.00	8,998.00	9.57	9,268.77
100-5300-323 UNIFORMS & PROTECTIVE GEAR	10,950.00	561.65	5,821.59	5,128.41	53.17	6,932.31
100-5300-325 TRAINING & TRAVEL	6,275.00	1,995.00	3,690.00	2,585.00	58.80	1,432.00
100-5300-330 VEHICLE USE REIMBURSEMENT	505.00	.00	.00	505.00	.00	.00
100-5300-335 VEHICLE EXPENSE (G&O, REPAIRS)	105,405.00	20,465.64	73,584.62	31,820.38	69.81	91,389.30
100-5300-340 OPERATING MATERIALS & SUPPLIES	1,500.00	.00	315.35	1,184.65	21.02	252.79
100-5300-345 PUBLIC INFORMATION & EDUCATION	300.00	.00	.00	300.00	.00	.00
100-5300-350 REPAIR & MAINT SUPPLIES	28,700.00	2,989.31	26,177.20	2,522.80	91.21	26,284.98
100-5300-355 EQUIPMENT EXPENSE	5,500.00	408.65	4,000.67	1,499.33	72.74	5,055.31
100-5300-363 COMMUNICATIONS EXPENSE	500.00	.00	.00	500.00	.00	.00
100-5300-370 ROADWAY SUPPLIES	196,256.00	2,224.54	139,803.44	56,452.56	71.24	160,651.26
100-5300-371 POLES & LIGHTS REPLACE STOCK	15,500.00	.00	3,941.11	11,558.89	25.43	.00
100-5300-375 ROAD MAINTENANCE	280,600.00	.00	175,470.68	105,129.32	62.53	236,264.21
100-5300-380 TRAFFIC CONTROL DEVICES	.00	.00	120.68 (120.68)	.00	.00
100-5300-570 IT OPERATING ISF ALLOCATION	54,120.00	4,510.00	45,100.00	9,020.00	83.33	29,879.20
100-5300-572 INSURANCE ISF ALLOCATION	51,505.00	4,292.08	42,920.80	8,584.20	83.33	42,941.70
100-5300-573 IT CAPITAL ISF ALLOCATION	3,835.00	319.58	3,195.80	639.20	83.33	.00
TOTAL PUBLIC WORKS	2,080,762.00	129,928.47	1,423,903.24	656,858.76	68.43	1,535,200.06
<u>MASS TRANSIT - MM BUS SUBSIDY</u>						
100-5352-200 METRO TRANSIT SERVICES	502,655.00	(128,779.00)	.00	502,655.00	.00	354,544.00
TOTAL MASS TRANSIT - MM BUS SUB	502,655.00	(128,779.00)	.00	502,655.00	.00	354,544.00

**CITY OF FITCHBURG
EXPENDITURES WITH COMPARISON TO BUDGET
FOR THE 10 MONTHS ENDING OCTOBER 31, 2020**

GENERAL FUND

	BUDGET	PERIOD ACTUAL	YTD ACTUAL	UNEXPENDED	% OF BUDGET	PRIOR YTD
<u>SENIOR CITIZENS PROGRAMS</u>						
100-5460-110 SALARIES & WAGES - SENIOR CTR	425,915.00	32,562.00	339,930.81	85,984.19	79.81	327,282.40
100-5460-115 OVERTIME	.00	.00	.00	.00	.00	46.55
100-5460-120 PT/LTE/SEASONAL WAGES	15,250.00	.00	3,265.00	11,985.00	21.41	11,873.75
100-5460-131 FICA	34,049.00	2,361.56	25,754.87	8,294.13	75.64	25,136.81
100-5460-132 WRS	29,014.00	2,197.92	23,209.50	5,804.50	79.99	21,674.48
100-5460-135 LONGEVITY	3,915.00	.00	3,915.00	.00	100.00	3,582.00
100-5460-140 PER DIEMS - COMM ON AGING	1,480.00	.00	.00	1,480.00	.00	.00
100-5460-160 HEALTH INS	97,627.00	8,135.56	81,355.60	16,271.40	83.33	77,304.80
100-5460-161 LIFE INS	765.00	73.64	662.84	102.16	86.65	575.58
100-5460-162 DISABILITY INS	2,324.00	.00	.00	2,324.00	.00	.00
100-5460-163 DENTAL INS	7,139.00	566.56	5,382.32	1,756.68	75.39	5,665.60
100-5460-211 OREGON SNR CTR CONTRIBUTION	1,000.00	.00	.00	1,000.00	.00	1,000.00
100-5460-240 REPAIRS & MAINT - BY OTHERS	2,165.00	.00	1,432.57	732.43	66.17	1,533.81
100-5460-290 OTHER CONTRACTUAL	32,540.00	34.01	3,779.38	28,760.62	11.61	11,705.15
100-5460-310 OFFICE SUPPLIES & POSTAGE	1,775.00	17.90	1,147.27	627.73	64.63	1,222.71
100-5460-320 PUBLICATIONS, DUES & SUBSCRIPT	460.00	.00	325.97	134.03	70.86	640.42
100-5460-325 TRAINING & TRAVEL	2,400.00	.00	945.00	1,455.00	39.38	757.13
100-5460-330 VEHICLE USE REIMBURSEMENT	2,400.00	76.48	370.32	2,029.68	15.43	613.64
100-5460-335 VEHICLE EXPENSE (G&O, REPAIRS)	575.00	6.28	433.76	141.24	75.44	280.33
100-5460-340 OPERATING MATERIALS & SUPPLIES	600.00	152.53	1,239.63	(639.63)	206.61	359.66
100-5460-345 PUBLIC INFORMATION & EDUCATION	3,800.00	.00	2,470.82	1,329.18	65.02	2,998.80
100-5460-355 EQUIPMENT EXPENSE	550.00	.00	31.15	518.85	5.66	1,997.60
100-5460-386 NUTRITION PROGRAM	2,700.00	.00	2,152.34	547.66	79.72	2,473.65
100-5460-387 SENIOR PROGRAMS EXPENSE	1,400.00	.00	387.31	1,012.69	27.67	1,043.04
100-5460-391 VOLUNTEER PROGRAM EXP	1,700.00	.00	100.98	1,599.02	5.94	82.52
100-5460-570 IT OPERATING ISF ALLOCATION	24,605.00	2,050.42	20,504.20	4,100.80	83.33	24,891.70
100-5460-572 INSURANCE ISF ALLOCATION	12,068.00	1,005.67	10,056.70	2,011.30	83.33	10,101.70
100-5460-573 IT CAPITAL ISF ALLOCATION	1,620.00	135.00	1,350.00	270.00	83.33	.00
TOTAL SENIOR CITIZENS PROGRAMS	709,836.00	49,375.53	530,203.34	179,632.66	74.69	534,843.83
<u>COMMUNITY CENTER</u>						
100-5514-120 PT/LTE/SEASONAL WAGES	25,415.00	.00	5,136.11	20,278.89	20.21	4,646.10
100-5514-131 FICA	1,944.00	.00	392.93	1,551.07	20.21	355.49
100-5514-240 REPAIRS & MAINT - BY OTHERS	18,870.00	177.75	6,126.67	12,743.33	32.47	4,707.19
100-5514-290 OTHER CONTRACTUAL SERVICES	420.00	2,078.00	6,611.82	(6,191.82)	1,574.24	128.00
100-5514-350 REPAIR & MAINT SUPPLIES	12,000.00	488.57	2,322.30	9,677.70	19.35	1,208.16
100-5514-355 EQUIPMENT EXPENSE	3,500.00	.00	.00	3,500.00	.00	1,900.60
100-5514-360 BLDG CUSTODIAL SUPPLIES	6,500.00	46.08	3,785.59	2,714.41	58.24	6,437.04
100-5514-365 UTILITIES & PAY TELEPHONE	32,300.00	3,810.54	25,270.93	7,029.07	78.24	25,861.43
100-5514-390 OTHER OPERATING EXPENSE	.00	.00	.00	.00	.00	70.00
100-5514-572 INSURANCE ISF ALLOCATION	4,540.00	378.33	3,783.30	756.70	83.33	3,725.00
TOTAL COMMUNITY CENTER	105,489.00	6,979.27	53,429.65	52,059.35	50.65	49,039.01

**CITY OF FITCHBURG
EXPENDITURES WITH COMPARISON TO BUDGET
FOR THE 10 MONTHS ENDING OCTOBER 31, 2020**

GENERAL FUND

	BUDGET	PERIOD ACTUAL	YTD ACTUAL	UNEXPENDED	% OF BUDGET	PRIOR YTD
<u>PARKS DEPARTMENT</u>						
100-5520-110 SALARIES & WAGES - PARKS DEPT	476,490.00	39,141.30	390,352.97	86,137.03	81.92	368,076.88
100-5520-115 OVERTIME	13,344.00	477.15	6,639.57	6,704.43	49.76	13,887.13
100-5520-120 PT/LTE/SEASONAL WAGES	38,910.00	2,403.82	35,689.39	3,220.61	91.72	32,759.17
100-5520-131 FICA	40,785.00	3,028.97	31,578.42	9,206.58	77.43	30,253.26
100-5520-132 WRS	33,361.00	2,681.80	27,094.49	6,266.51	81.22	25,170.26
100-5520-135 LONGEVITY	4,397.00	.00	4,432.50 (35.50)	100.81	4,140.00
100-5520-140 PER DIEMS - PARKS COMMISSION	2,265.00	.00	.00	2,265.00	.00	.00
100-5520-160 HEALTH INS	107,065.00	9,630.07	96,774.75	10,290.25	90.39	85,764.19
100-5520-161 LIFE INS	1,346.00	130.08	1,296.38	49.62	96.31	1,242.23
100-5520-162 DISABILITY INS	2,685.00	.00	.00	2,685.00	.00	.00
100-5520-163 DENTAL INS	7,716.00	599.76	5,753.03	1,962.97	74.56	6,050.57
100-5520-250 PUBLIC NOTICES/ADS	500.00	.00	313.64	186.36	62.73	227.63
100-5520-289 GOLF COURSE MAINTENANCE	50,168.00	4,167.00	41,670.00	8,498.00	83.06	25,000.00
100-5520-290 OTHER CONTRACTUAL	142,000.00	8,982.86	86,829.96	55,170.04	61.15	84,066.99
100-5520-310 OFFICE SUPPLIES & POSTAGE	750.00	.00	188.60	561.40	25.15	222.85
100-5520-320 PUBLICATIONS, DUES & SUBSCRIPT	750.00	.00	480.00	270.00	64.00	570.00
100-5520-323 UNIFORMS & PROTECTIVE GEAR	5,450.00	227.64	3,937.56	1,512.44	72.25	4,459.78
100-5520-325 TRAINING & TRAVEL	3,950.00	.00	1,106.55	2,843.45	28.01	2,270.50
100-5520-335 VEHICLE EXPENSE (G&O, REPAIRS)	34,025.00	206.36	19,955.80	14,069.20	58.65	26,724.23
100-5520-340 OPERATING MATERIALS & SUPPLIES	15,820.00	1,279.94	9,927.31	5,892.69	62.75	14,488.49
100-5520-350 REPAIR & MAINT SUPPLIES	41,680.00	2,787.07	32,937.71	8,742.29	79.03	26,011.69
100-5520-355 EQUIPMENT EXPENSE	12,700.00 (10.75)	8,889.23	3,810.77	69.99	6,214.53
100-5520-360 BUILDING REPAIRS & MAINTENANCE	12,800.00	3,691.96	12,748.40	51.60	99.60	11,434.11
100-5520-365 UTIL (SHELTERS) & TELEPHONE	40,950.00	7,194.22	31,053.45	9,896.55	75.83	37,636.74
100-5520-387 SHELTER RENTAL EXPENSE	.00	.00	.00	.00	.00	1,416.00
100-5520-570 IT OPERATING ISF ALLOCATION	30,860.00	2,571.67	25,716.70	5,143.30	83.33	14,866.70
100-5520-572 INSURANCE ISF ALLOCATION	24,540.00	2,045.00	20,450.00	4,090.00	83.33	21,035.00
100-5520-573 IT CAPITAL ISF ALLOCATION	2,745.00	228.75	2,287.50	457.50	83.33	.00
TOTAL PARKS DEPARTMENT	1,148,052.00	91,464.67	898,103.91	249,948.09	78.23	843,988.93

**CITY OF FITCHBURG
EXPENDITURES WITH COMPARISON TO BUDGET
FOR THE 10 MONTHS ENDING OCTOBER 31, 2020**

GENERAL FUND

	BUDGET	PERIOD ACTUAL	YTD ACTUAL	UNEXPENDED	% OF BUDGET	PRIOR YTD
<u>RECREATION & LEISURE</u>						
100-5530-110 SALARIES & WAGES - RECREATION	117,444.00	6,433.28	81,511.60	35,932.40	69.40	96,388.88
100-5530-115 OVERTIME	1,760.00	.00	.00	1,760.00	.00	1,398.78
100-5530-120 PT/LTE/SEASONAL WAGES	45,271.00	.00	5,402.68	39,868.32	11.93	30,991.16
100-5530-131 FICA	12,620.00	445.67	6,238.27	6,381.73	49.43	9,261.29
100-5530-132 WRS	8,080.00	434.25	6,062.66	2,017.34	75.03	6,112.30
100-5530-135 LONGEVITY	495.00	.00	495.00	.00	100.00	900.00
100-5530-160 HEALTH INS	18,053.00	1,504.40	15,044.00	3,009.00	83.33	24,302.52
100-5530-161 LIFE INS	137.00	7.52	85.11	51.89	62.12	96.59
100-5530-162 DISABILITY INS	652.00	.00	.00	652.00	.00	.00
100-5530-163 DENTAL INS	1,331.00	105.66	1,003.77	327.23	75.41	1,796.22
100-5530-245 COMPUTER RELATED REP & MAINT	4,500.00	.00	1,656.01	2,843.99	36.80	6,320.62
100-5530-290 OTHER CONTRACTUAL SERVICES	45,000.00	.00	29,415.62	15,584.38	65.37	47,400.02
100-5530-310 OFFICE SUPPLIES & POSTAGE	275.00	.00	363.00	(88.00)	132.00	437.04
100-5530-320 PUBLICATIONS, DUES & SUBSCRIPT	600.00	.00	516.00	84.00	86.00	630.77
100-5530-325 TRAINING & TRAVEL	1,300.00	.00	.00	1,300.00	.00	357.00
100-5530-335 VEHICLE OPERATING EXPENSE	500.00	.00	140.96	359.04	28.19	468.01
100-5530-340 OPERATING MATERIALS & SUPPLIES	.00	.00	.00	.00	.00	103.62
100-5530-345 PUBLIC INFORMATION & EDUCATION	4,200.00	350.00	3,150.00	1,050.00	75.00	7,000.00
100-5530-387 RECREATION PROGRAMS EXPENSE	40,000.00	.00	10,809.33	29,190.67	27.02	27,564.63
100-5530-570 IT OPERATING ISF ALLOCATION	13,685.00	1,140.42	11,404.20	2,280.80	83.33	7,920.80
100-5530-572 INSURANCE ISF ALLOCATION	6,575.00	547.92	5,479.20	1,095.80	83.33	5,604.20
100-5530-573 IT CAPITAL ISF ALLOCATION	810.00	67.50	675.00	135.00	83.33	.00
TOTAL RECREATION & LEISURE	323,288.00	11,036.62	179,452.41	143,835.59	55.51	275,054.45

**CITY OF FITCHBURG
EXPENDITURES WITH COMPARISON TO BUDGET
FOR THE 10 MONTHS ENDING OCTOBER 31, 2020**

GENERAL FUND

	BUDGET	PERIOD ACTUAL	YTD ACTUAL	UNEXPENDED	% OF BUDGET	PRIOR YTD
ZONING & PLANNING						
100-5630-110 SALARIES & WAGES - PLANNING	230,673.00	18,161.60	184,385.77	46,287.23	79.93	166,269.21
100-5630-115 OVERTIME	5,390.00	.00	.00	5,390.00	.00	164.86
100-5630-120 PT/LTE/SEASONAL WAGES	12,405.00	.00	2,833.76	9,571.24	22.84	8,998.49
100-5630-131 FICA	19,032.00	1,367.10	14,135.94	4,896.06	74.27	13,069.75
100-5630-132 WRS	15,955.00	1,225.92	12,468.43	3,486.57	78.15	10,911.68
100-5630-135 LONGEVITY	315.00	.00	315.00	.00	100.00	270.00
100-5630-140 PER DIEMS - COMMISSIONS & BDS	4,630.00	.00	(25.00)	4,655.00	(.54)	175.00
100-5630-160 HEALTH INS	32,778.00	2,731.52	27,262.09	5,515.91	83.17	21,848.11
100-5630-161 LIFE INS	670.00	16.79	157.57	512.43	23.52	142.11
100-5630-162 DISABILITY INS	1,020.00	.00	.00	1,020.00	.00	.00
100-5630-163 DENTAL INS	2,296.00	182.18	1,729.39	566.61	75.32	1,514.07
100-5630-210 PROFESSIONAL SERVICES	4,200.00	.00	.00	4,200.00	.00	.00
100-5630-245 COMPUTER RELATED REP & MAINT	.00	.00	.00	.00	.00	4,000.00
100-5630-250 PUBLIC NOTICES/ADS	4,300.00	341.36	1,764.91	2,535.09	41.04	2,908.82
100-5630-310 OFFICE SUPPLIES & POSTAGE	1,600.00	15.00	728.03	871.97	45.50	908.19
100-5630-320 PUBLICATIONS, DUES & SUBSCRIPT	1,995.00	.00	1,165.00	830.00	58.40	958.00
100-5630-325 TRAINING & TRAVEL	6,800.00	.00	.00	6,800.00	.00	1,291.47
100-5630-330 VEHICLE USE REIMBURSEMENT	855.00	.00	.00	855.00	.00	64.38
100-5630-340 OPERATING MATERIALS & SUPPLIES	250.00	.00	35.13	214.87	14.05	334.59
100-5630-345 PUBLIC INFORMATION & EDUCATION	600.00	.00	.00	600.00	.00	.00
100-5630-570 IT OPERATING ISF ALLOCATION	15,700.00	1,308.33	13,083.30	2,616.70	83.33	13,729.20
100-5630-572 INSURANCE ISF ALLOCATION	2,136.00	178.00	1,780.00	356.00	83.33	1,829.20
100-5630-573 IT CAPITAL ISF ALLOCATION	1,080.00	90.00	900.00	180.00	83.33	.00
TOTAL ZONING & PLANNING	364,680.00	25,617.80	262,719.32	101,960.68	72.04	249,387.13

**CITY OF FITCHBURG
EXPENDITURES WITH COMPARISON TO BUDGET
FOR THE 10 MONTHS ENDING OCTOBER 31, 2020**

GENERAL FUND

	BUDGET	PERIOD ACTUAL	YTD ACTUAL	UNEXPENDED	% OF BUDGET	PRIOR YTD
<u>ECONOMIC DEVELOPMENT</u>						
100-5670-110 SALARIES & WAGES - EDC	195,334.00	14,849.02	151,440.92	43,893.08	77.53	144,252.95
100-5670-131 FICA	15,101.00	1,063.95	11,065.03	4,035.97	73.27	10,626.13
100-5670-132 WRS	13,325.00	1,002.40	10,362.77	2,962.23	77.77	9,578.97
100-5670-135 LONGEVITY	2,070.00	.00	2,070.00	.00	100.00	1,980.00
100-5670-140 PER DIEMS - ECON DEV COMM	1,080.00	.00	50.00	1,030.00	4.63	.00
100-5670-160 HEALTH INS	25,416.00	2,094.30	20,932.36	4,483.64	82.36	19,772.22
100-5670-161 LIFE INS	924.00	86.44	833.20	90.80	90.17	795.35
100-5670-162 DISABILITY INS	800.00	.00	.00	800.00	.00	.00
100-5670-163 DENTAL INS	1,813.00	142.43	1,353.21	459.79	74.64	1,414.67
100-5670-245 COMPUTER RELATED REP & MAINT	840.00	.00	840.00	.00	100.00	840.00
100-5670-310 OFFICE SUPPLIES & POSTAGE	1,350.00	3.20	48.93	1,301.07	3.62	664.69
100-5670-320 PUBLICATIONS, DUES & SUBSCRIPT	1,905.00	.00	1,542.75	362.25	80.98	1,041.82
100-5670-325 TRAINING & TRAVEL	1,250.00	.00	546.00	704.00	43.68	960.80
100-5670-330 VEHICLE USE REIMBURSEMENT	660.00	.00	.00	660.00	.00	.00
100-5670-340 OPERATING MATERIALS & SUPPLIES	625.00	.00	.00	625.00	.00	60.89
100-5670-345 PUBLIC INFORMATION & EDUCATION	425.00	.00	.00	425.00	.00	.00
100-5670-363 COMMUNICATIONS EXPENSE	325.00	.00	.00	325.00	.00	.00
100-5670-570 IT OPERATING ISF ALLOCATION	7,385.00	615.42	6,154.20	1,230.80	83.33	6,566.70
100-5670-572 INSURANCE ISF ALLOCATION	6,680.00	556.67	5,566.70	1,113.30	83.33	5,070.80
100-5670-573 IT CAPITAL ISF ALLOCATION	540.00	45.00	450.00	90.00	83.33	.00
TOTAL ECONOMIC DEVELOPMENT	277,848.00	20,458.83	213,256.07	64,591.93	76.75	203,625.99
<u>TRANSFERS TO OTHER FUNDS</u>						
100-5920-954 OTHER TRANS TO FUND 400	368,039.00	.00	.00	368,039.00	.00	.00
TOTAL TRANSFERS TO OTHER FUND	368,039.00	.00	.00	368,039.00	.00	.00
TOTAL FUND EXPENDITURES	22,194,460.00	1,347,432.92	15,966,416.55	6,228,043.45	71.94	16,025,299.94
NET REVENUE OVER EXPENDITURES	.00	(787,732.87)	4,388,558.73	(4,388,558.73)	.00	5,781,776.63

CITY OF FITCHBURG

BALANCE SHEET
OCTOBER 31, 2020

FUND 100 - GENERAL FUND

ASSETS

100-11100	CASH	(33,221,011.70)
100-11210	CASH HELD BY MCF - ENDOWMENT	69,551.33
100-11300	INVESTMENTS - LGIP #1	33,182,161.11
100-11310	PARK BANK MMKT 145605	5,046,595.74
100-11335	WI BANK & TR - CERT OF DEPOSIT	230,000.00
100-11340	DANE CTY CR UNION 14035	5.00
100-11345	DANE CTY CR UNION CERT OF DEP	253,873.82
100-11355	FIRST BUS BANK - CERT OF DEP	245,121.36
100-11370	OAK BANK MMKT 600734	248,218.30
100-11375	OAK BANK - CERTIFICATES OF DEP	247,307.42
100-11380	SUMMIT CR UNION 113789114	.70
100-11385	SUMMIT CR UNION - CERT OF DEP	246,711.08
100-11395	TOWN BANK - CD	216,888.17
100-11425	STARION BANK - CERT OF DEP	240,000.00
100-11445	CAPITOL BANK - CERT OF DEP	245,000.00
100-11516	WISC/PMA IS	1,685,638.66
100-11520	WISC/PMA - CD	4,968,268.05
100-11601	MSSB/WISC EOY MARKET ADJ	37,048.58
100-11800	PETTY CASH	550.00
100-12100	TAXES RECEIVABLE	3,052.33
100-12200	PREPAID TAXES	(11,300.47)
100-12320	DELINQ PERS PROP TAX RECEIVABL	184,735.87
100-12640	DELINQUENT S/A	2,938.14
100-13100	MISCELLANEOUS A/R	28,242.42
100-13101	BILLABLE AR	22,904.24
100-13200	CUSTOMER A/R	142,647.56
100-13300	ACCRUED INTEREST RECEIVABLE	10,607.13
100-13400	A/R LICENSING	1,890.00
100-13800	MUNI COURT ACCTS RECEIVABLE	2,501,125.10
100-13808	ACCTS REC - FIRE EE PREMIUMS	1,454.88
100-13810	ACCTS REC - UTILITY DISTRICT	723,637.00
100-13814	UNAPPLIED ACCTS RECEIVABLE	(73.92)
100-13900	ALLOW FOR UNCOLL MUNI COURT	(2,279,664.45)
100-13905	ALLOWANCE FOR DELINQ PP TAX	(179,302.60)
100-13910	ALLOWANCE FOR UNCOLL AR	(11,435.00)
100-13915	ALLOWANCE FOR UNCOLL BILLED AR	(64,886.01)
100-14200	DUE FROM ST OF WI-CHARGEBACKS	104.83
100-14300	DUE FROM CTY - CHARGEBACKS	74.34
100-14603	DUE FROM MM SCHOOL-CHARGEBACK	273.68
100-14650	DUE FROM MATC-CHARGEBACK	22.80
100-15409	DUE FROM TIF #9	190,000.00
100-15410	DUE FROM TIF #10	290,000.00
100-15411	DUE FROM TIF #11	32,000.00
100-15710	DUE TO/FROM INS FUND	280,000.00
100-16200	PREPAID EXPENSES	7,516.00
100-17220	LAND CONTR REC - SERENITY CLUB	18,277.15
TOTAL ASSETS		<u>15,836,768.64</u>

CITY OF FITCHBURG

BALANCE SHEET
OCTOBER 31, 2020

FUND 100 - GENERAL FUND

LIABILITIES AND EQUITY

LIABILITIES

100-21122	VOUCHERS PAYABLE	19,740.44	
100-21124	PCARD PAYABLE	236,248.76	
100-21127	CUST DEPOSIT PAYABLE	1,654.50	
100-21541	UNITED WAY CONTRIBUTIONS W/H	368.00	
100-21710	RETIREMENT PREMIUMS PAYABLE	307,395.54	
100-21730	HEALTH INS PREMIUMS PAYABLE	(221,206.45)	
100-21740	DENTAL INS PREMIUMS PAYABLE	(129.69)	
100-21750	LIFE INS PREMIUMS PAYABLE (BA)	(5,733.81)	
100-21780	VISION PAYABLE	1.58	
100-23166	DEPOSIT-H&M DISTRIBUTING CO	5,000.00	
100-23167	HOLDING TANK DEPOSITS	1,000.00	
100-23170	DEPOSITS BY DEVELOPERS	322,149.90	
100-24311	DUE TO COUNTY (NON-TAX OR LIC)	643.00	
100-24400	DUE TO OTHER MUNIC (WHEN PAID)	9,266.52	
100-24621	DUE OREGON FOR MH FEES	1,008.80	
100-26101	LAND CONTRACT-UNAVAIL DEF INF	18,277.15	
	TOTAL LIABILITIES		695,684.24

FUND EQUITY

100-34130	NONSPENDABLE FB - LT ADVANCES	512,000.00	
100-34134	NONSPENDABLE FB - PREPAIDS	256,724.39	
100-34135	NONSPENDABLE FB - DELINQ SA	1,596.33	
100-34136	NONSPENDABLE FB - DELINQ PP	5,080.73	
100-34201	ASSIGNED FB- EE RETIRE RESERVE	1,707,584.00	
100-34202	ASSIGNED FB - APPLIED FUT BUD	580,088.00	
100-34203	ASSIGNED FB - PILOT	723,637.00	
100-34204	ASSIGNED FB - FY SHARED REV	487,000.00	
100-34300	UNASSIGNED (DEFICIT) FB	6,409,263.89	
100-34400	RESTRICTED FB - MCF ENDOWMENT	69,551.33	
	UNAPPROPRIATED FUND BALANCE: REVENUE OVER EXPENDITURES - YTD	4,388,558.73	
	BALANCE - CURRENT DATE	4,388,558.73	
	TOTAL FUND EQUITY		15,141,084.40
	TOTAL LIABILITIES AND EQUITY		15,836,768.64