

# **Important Note**

## **Regarding the Monthly Treasurer Reports and Interim Financial Statements**

The monthly treasurer reports presented to the Finance Committee and posted on the City's website are based on the interim financial records as of the time the report was created. Several accounting closing procedures are not completed until the end of the year and thus are not included in the interim reports. These monthly, interim reports are not updated for information known or recorded subsequent to the creation of the interim reports.

The City's annual audit report (Comprehensive Annual Financial Report) is available on the website at the following link: <http://www.fitchburgwi.gov/1998/Financial-Records-Reports>

**City of Fitchburg  
Treasurer's Report of Cash and Investments  
November 2021**

<b>Account Type</b>	<b>Interest Rate</b>	<b>Maturity Date</b>		
<b>PARK BANK</b>				
Business Int Checking	0.00%	NA		\$ -
Sweep Account	0.09%	NA	ICS*	\$ 2,988,496.57
Business Money Market	0.10%	NA		\$ 250,000.00
ICS account for MM	0.10%	NA	ICS*	\$ 866,730.08
Tax Collection Account	0.00%	NA		\$ -
ICS account for tax	0.00%	NA	ICS*	\$ -
		TOTAL:		\$ 4,105,226.65

\*ICS - a type of account through Park Bank that allows for liquidity, full FDIC coverage, and pays a slightly higher interest than LGIP.

<b>LOCAL GOVERNMENT INVESTMENT POOL</b>				
LGIP #1	0.08%	NA		\$ 45,020,158.85
		TOTAL:		\$ 45,020,158.85

<b>BANK OF SUN PRARIE</b>				
	0.35%	9/21/2022		\$ 245,000.00
		TOTAL:		\$ 245,000.00

<b>CAPITOL BANK</b>				
CD - 23 Months	0.75%	12/12/2022		\$ 245,000.00
		TOTAL:		\$ 245,000.00

<b>DANE COUNTY CREDIT UNION</b>				
SAVINGS	0.00%	NA		\$ 5.52
CD - 36 Months	0.60%	12/17/2023		\$ 246,104.56
		TOTAL:		\$ 246,110.08

<b>FIRST BUSINESS BANK</b>				
CD - 36 months	0.60%	5/5/2023		\$ 245,887.74
		TOTAL:		\$ 245,887.74

<b>OAK BANK</b>				
Money Market Savings	0.10%			\$ 248,547.83
CD - 36 Months	0.45%	9/30/2023		\$ 248,422.18
		TOTAL:		\$ 496,970.01

<b>STARION BANK</b>				
CD - 30 Months	0.60%	4/17/2023		\$ 240,000.00
		TOTAL:		\$ 240,000.00

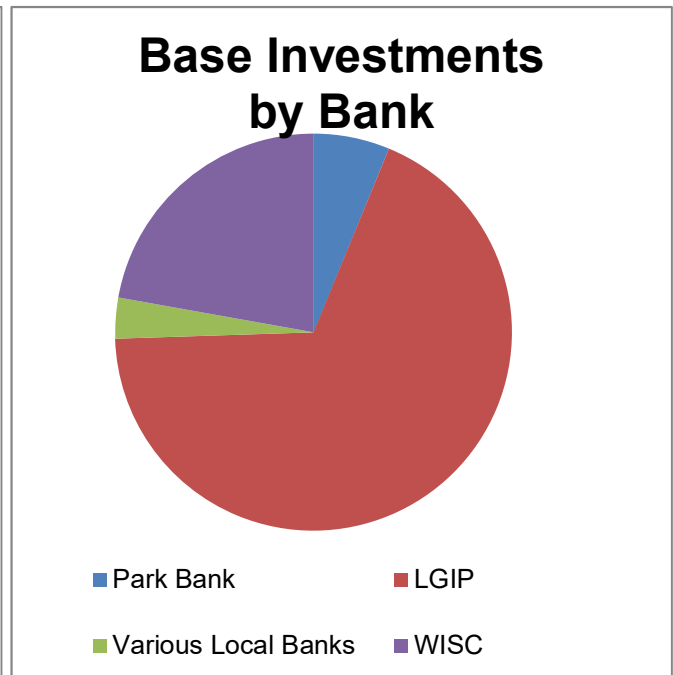
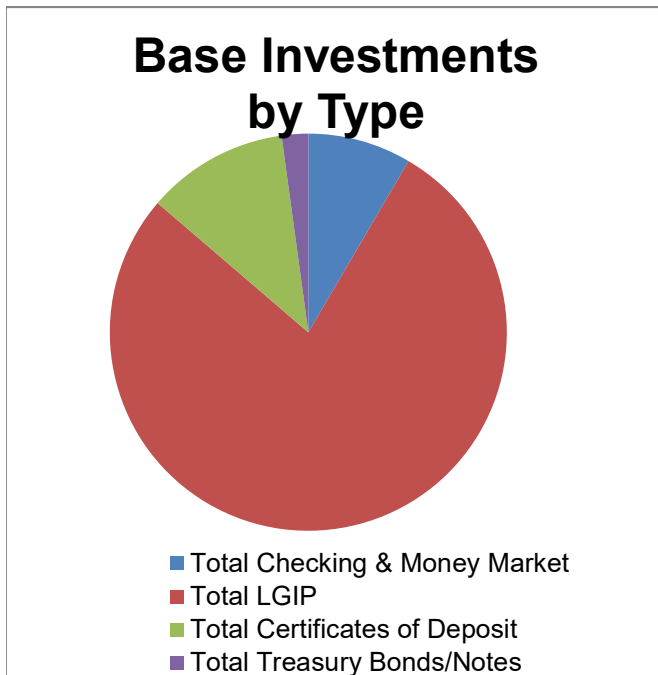
<b>SUMMIT CREDIT UNION</b>				
Savings	0.00%			\$ 0.70
CD - 24 Months	0.25%	5/13/2023		\$ 245,000.00
		TOTAL:		\$ 245,000.70

<b>WISCONSIN BANK AND TRUST</b>				
CD - 24 Months (a)	0.10%	11/3/2022		\$ 240,772.09
		TOTAL:		\$ 240,772.09

**City of Fitchburg  
Treasurer's Report of Cash and Investments  
November 2021**

Account Type	Interest Rate	Maturity Date	
<b>WISCONSIN INVESTMENT SERIES COOPERATIVE (WISC)</b>			
WISC Cash Management Series	0.01%	NA	\$ -
WISC Investment Series	0.02%	NA	\$ 524,454.98
WISC Extended Term Duration Series	various	NA	\$ 247,275.00
WISC CDs	various	see report	\$ 4,735,177.77
WISC Treasury Bonds/Notes	various	see report	\$ 1,244,694.19
Bond Proceeds	various		\$ 6,278,881.68
ARPA Funding	various		\$ 1,611,623.59
BOOK VALUE, not including unrealized gain (loss) or accrued		TOTAL:	\$ 14,642,107.21
<b>Total City Investments</b>			<b>\$ 65,972,233.33</b>
<b>Less: Bond Proceeds</b>			<b>\$ (6,278,881.68)</b>
<b>Less: ARPA Proceeds</b>			<b>\$ (1,611,623.59)</b>
<b>Total Base Investments</b>			<b>\$ 58,081,728.06</b>

Base Investments		
Total Checking & Money Market	8.40%	\$ 4,878,235.68
Total LGIP	77.51%	\$ 45,020,158.85
Total Certificates of Deposit	11.52%	\$ 6,691,364.34
Total Treasury Bonds/Notes	2.14%	\$ 1,244,694.19
Total Extended Term Series	0.43%	\$ 247,275.00
	100.00%	\$ 58,081,728.06



**City of Fitchburg  
Balances Per Accounting Records  
November 2021**

<b>FUND</b>	<b>CASH &amp; INVESTMENTS</b>
100 General Fund	\$ 14,575,521.04
200 Donation Fund	\$ 96,969.37
202 Park Fees pre Act 243	\$ 982,929.61
203 Park Fees post Act 243	\$ 1,881,667.55
207 Cable/FACTv	\$ 218,748.20
213 Refuse & Recycling	\$ 619,811.36
224 Community Wellbeing Fund	\$ 3,823.62
225 CEDA	\$ 844,886.45
226 Affordable Housing Fund	\$ 76,826.30
227 Cemetery	\$ 91,667.68
229 Federal ARPA Funding	\$ 1,611,623.59
250 Library	\$ 447,384.05
300 Debt Service	\$ (315,297.13) (h)
300 Debt Service - Debt Proceeds	\$ -
400 Capital Projects - General	\$ (1,183,622.35) (g)
400 Capital Projects - Fire Impact Fees	\$ 271,698.24 (a)
400 Capital Projects - Unspent Donations	\$ 5,403.20
400 Capital Projects - Debt Proceeds	\$ 4,773,341.37 (e)
404 TID 4 - FTC, Agora, FTC II/Uptown	\$ 10,521,658.50
406 TID 6 - Orchard Pointe/Arrowhead	\$ 8,909,935.54
409 TID 9 - Sub Zero	\$ 854,069.17
410 TID 10 - North Fish Hatchery	\$ 9,485,022.38 (e)
411 TID 11 - Clean-Fill Site	\$ 891.88 (b)
412 TID 12 - Promega	\$ 247,263.48
413 TID 13 - Uptown	\$ 645.63 (b)
602 Water Utility	\$ 4,922,499.12
602 Water - Water Impact Fees	\$ 1,775,561.00
603 Sewer Utility	\$ 1,817,029.09
604 Stormwater Utility (SUD)	\$ 1,491,750.78
700 Technology Fund	\$ 479,552.58
710 Risk Management/Insurance	\$ 440,035.16 (b),(d)
800 Tax Collection Agency Fund	\$ - (f)
	<b>\$ 65,949,296.46</b>
Deposit in Transit ()	\$ (23,279.86)
Outstanding Checks	\$ 46,216.73
	<b>\$ 65,972,233.33</b>

(a) - Fire impact fee collections applied to the debt service for the new fire stations in the year following collection.

(b) - An advance from the General Fund was issued to avoid a negative cash balance.

(d) - Payment for the 2021 insurance premiums occurred in December 2020 before contributions were made from the other funds. Temporary advance from general fund posted at end of year.

(e) - Listed amount is what is in the separate PMA account but does not represent actual unspent debt proceeds. Transfers of proceeds spent in one month are generally transferred the following month.

(f) - delinquent personal property taxes "bought" from overlying jurisdictions in February, will clear out with final settlement in September.

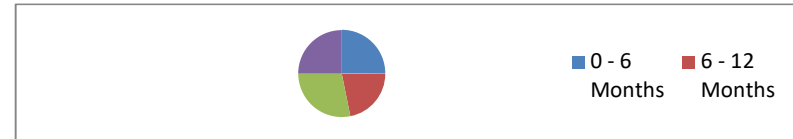
(g) - large construction payments made funded by bond proceeds but not transferred until December

(h) - budgeted for \$315,000 (principal) and \$69,550 (interest) in uptown road special assessment payments in 2021 to pay for the principal and interest costs for the associated debt payment. However, due to project delays, the special assessments have not yet been finalized. An internal advance may be needed at the end of the year from the General Fund. The special assessment is expected to be finalized in early to mid 2022.

City of Fitchburg  
 Certificates of Deposit/Treasury Notes/Bonds  
 11/30/2021

						Balance of Time Left to Maturity				
		Interest	Term	Purchase	Maturity	Invested	0 - 6	6 - 12	12 - 24	24 - 60
		Rate	(mths)	Date	Date	(Incl Earned Interest)	Months	Months	Months	Months
100-11505	WISC	0.8710%	20	4/2/2020	12/15/2021	\$ 246,300.00	\$ 246,300.00	\$ -	\$ -	\$ -
100-11505	WISC	0.7410%	20	4/2/2020	12/15/2021	\$ 246,800.00	\$ 246,800.00	\$ -	\$ -	\$ -
100-11505	WISC	0.2040%	15	9/9/2020	12/15/2021	\$ 249,300.00	\$ 249,300.00	\$ -	\$ -	\$ -
100-11505	WISC	0.8530%	24	3/26/2020	3/28/2022	\$ 248,971.23	\$ 248,971.23	\$ -	\$ -	\$ -
100-11505	WISC	0.0730%	12	3/1/2021	3/28/2022	\$ 249,800.00	\$ 249,800.00	\$ -	\$ -	\$ -
100-11505	WISC	0.1230%	14	1/7/2021	3/29/2022	\$ 249,600.00	\$ 249,600.00	\$ -	\$ -	\$ -
100-11505	WISC	0.1450%	14	1/7/2021	3/29/2022	\$ 249,500.00	\$ 249,500.00	\$ -	\$ -	\$ -
100-11505	WISC	0.0500%	12	5/6/2021	5/6/2022	\$ 249,800.00	\$ 249,800.00	\$ -	\$ -	\$ -
100-11505	WISC	0.1290%	18	12/29/2020	6/30/2022	\$ 249,500.00	\$ -	\$ 249,500.00	\$ -	\$ -
100-11505	WISC	0.1200%	18	12/29/2020	6/30/2022	\$ 249,500.00	\$ -	\$ 249,500.00	\$ -	\$ -
100-11505	WISC	0.1170%	18	12/29/2020	6/30/2022	\$ 249,500.00	\$ -	\$ 249,500.00	\$ -	\$ -
100-11505	WISC	0.0510%	13	5/6/2021	6/30/2022	\$ 249,800.00	\$ -	\$ 249,800.00	\$ -	\$ -
100-11435	Bank of Sun Prairie	0.3500%	12	9/21/2021	9/21/2022	\$ 245,000.00	\$ -	\$ 245,000.00	\$ -	\$ -
100-11445	Capitol Bank	0.7500%	23	11/12/2020	10/12/2022	\$ 245,000.00	\$ -	\$ 245,000.00	\$ -	\$ -
100-11335	WI Bank & Trust	0.1000%	22	1/3/2021	11/3/2022	\$ 240,772.09	\$ -	\$ 240,772.09	\$ -	\$ -
100-11505	WISC	0.0500%	19	5/6/2021	12/15/2022	\$ 249,700.00	\$ -	\$ -	\$ 249,700.00	\$ -
100-11425	Starion Bank	0.6000%	25	3/17/2021	4/17/2023	\$ 240,000.00	\$ -	\$ -	\$ 240,000.00	\$ -
100-11355	First Business Bank	0.6000%	36	5/5/2020	5/5/2023	\$ 245,887.74	\$ -	\$ -	\$ 245,887.74	\$ -
100-11385	Summit Credit Union	0.2500%	24	5/13/2021	5/13/2023	\$ 245,000.00	\$ -	\$ -	\$ 245,000.00	\$ -
100-11505	WISC	0.2200%	19	10/19/2021	6/15/2023	\$ 250,126.95	\$ -	\$ -	\$ 250,126.95	\$ -
100-11505	WISC	0.1200%	24	7/2/2021	7/10/2023	\$ 249,648.36	\$ -	\$ -	\$ 249,648.36	\$ -
100-11505	WISC	0.1200%	23	7/15/2021	7/14/2023	\$ 249,397.36	\$ -	\$ -	\$ 249,397.36	\$ -
100-11375	Oak Bank	0.4500%	36	9/30/2020	9/30/2023	\$ 248,422.18	\$ -	\$ -	\$ 248,422.18	\$ -
100-11505	WISC	0.2000%	24	10/8/2021	10/10/2023	\$ 249,745.73	\$ -	\$ -	\$ 249,745.73	\$ -
100-11505	WISC	0.3200%	25	10/19/2021	12/15/2023	\$ 248,955.08	\$ -	\$ -	\$ -	\$ 248,955.08
100-11345	Dane County CU	0.5990%	35	12/18/2020	12/17/2023	\$ 246,104.56	\$ -	\$ -	\$ -	\$ 246,104.56
100-11505	WISC	0.2000%	35	5/25/2021	5/24/2024	\$ 247,700.00	\$ -	\$ -	\$ -	\$ 247,700.00
100-11505	WISC	0.3600%	36	7/6/2021	7/31/2024	\$ 249,801.61	\$ -	\$ -	\$ -	\$ 249,801.61
100-11505	WISC	0.6800%	48	9/30/2021	9/30/2025	\$ 245,761.72	\$ -	\$ -	\$ -	\$ 245,761.72
100-11505	WISC	0.3010%	60	6/18/2021	6/18/2026	\$ 250,837.55	\$ -	\$ -	\$ -	\$ 250,837.55
100-11505	WISC	0.9030%	60	9/22/2021	9/22/2026	\$ 249,777.54	\$ -	\$ -	\$ -	\$ 249,777.54
100-11505	WISC	0.8710%	60	9/30/2021	9/30/2026	\$ 250,048.83	\$ -	\$ -	\$ -	\$ 250,048.83
						<b>\$ 7,936,058.53</b>	<b>\$ 1,990,071.23</b>	<b>\$ 1,729,072.09</b>	<b>\$ 2,227,928.32</b>	<b>\$ 1,988,986.89</b>

**Average Interest Rate 0.3600%**



Note: report excludes CDs held in bond proceeds/ARPA accounts.

**City of Fitchburg  
WISC/PMA Investments  
November 2021**

weighted avg  
portfolio yield  
0.445%

Note: This report is of the City's base investments and *excludes* investments held in bond proceeds accounts.

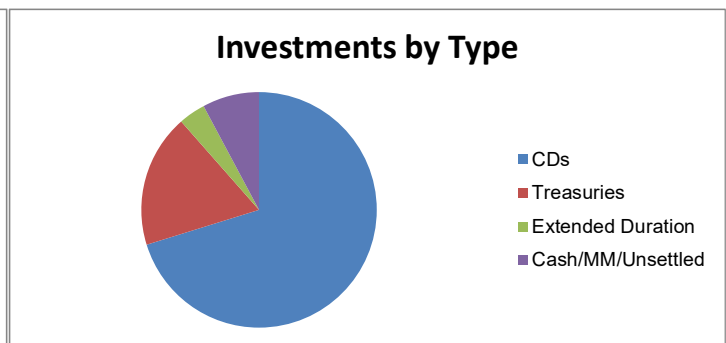
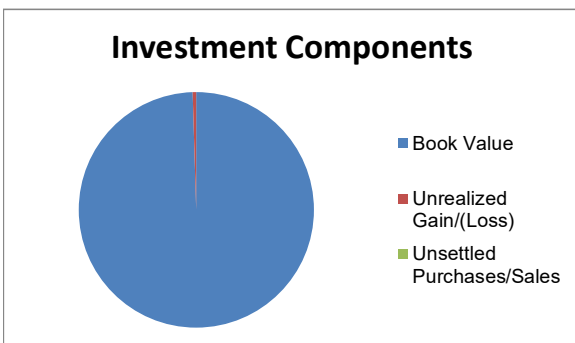
Account Type	Rate	Original Value	Maturity Date	Market Value	Unrealized Gain/(Loss)
T Bank, NA	0.87%	\$ 246,300.00	12/15/2021	\$ 246,300.00	\$ -
Farmers and Merchants Union Bank	0.74%	\$ 246,800.00	12/15/2021	\$ 246,800.00	\$ -
Western Alliance Bank/Torrey Pines	0.20%	\$ 249,300.00	12/15/2021	\$ 249,300.00	\$ -
Newbank, NA	0.07%	\$ 249,800.00	3/28/2022	\$ 249,800.00	\$ -
CIT Bank NA	0.85%	\$ 248,971.23	3/28/2022	\$ 248,726.64	\$ (244.59)
Customers Bank	0.15%	\$ 249,500.00	3/29/2022	\$ 249,500.00	\$ -
CIBC Bank USA / Private Bank - MI	0.12%	\$ 249,600.00	3/29/2022	\$ 249,600.00	\$ -
New Omni Bank NA	0.05%	\$ 249,800.00	5/6/2022	\$ 249,800.00	\$ -
Pacific Western Bank	0.13%	\$ 249,500.00	6/30/2022	\$ 249,500.00	\$ -
Servisfirst Bank	0.12%	\$ 249,500.00	6/30/2022	\$ 249,500.00	\$ -
Veritex Community Bank	0.12%	\$ 249,500.00	6/30/2022	\$ 249,500.00	\$ -
Royal Business Bank	0.05%	\$ 249,800.00	6/30/2022	\$ 249,800.00	\$ -
First National Bank	0.05%	\$ 249,700.00	12/15/2022	\$ 249,700.00	\$ -
UBS Bank USA	0.12%	\$ 249,648.36	7/10/2023	\$ 248,262.96	\$ (1,385.40)
Live Oak Banking Company	0.12%	\$ 249,397.36	7/14/2023	\$ 248,046.83	\$ (1,350.53)
BMW Bank North America	0.20%	\$ 249,745.73	10/10/2023	\$ 248,353.35	\$ (1,392.38)
Golden Bank NA	0.20%	\$ 247,700.00	5/24/2024	\$ 247,700.00	\$ -
Farmers Bank & Trust	0.30%	\$ 250,837.55	6/18/2026	\$ 241,228.46	\$ (9,609.09)
Goldman Sachs Bank USA	0.90%	\$ 249,777.54	6/18/2026	\$ 246,350.30	\$ (3,427.24)
		<u>\$ 4,735,177.77</u>		<u>\$ 4,717,768.54</u>	<u>\$ (17,409.23)</u>

Account Type	Rate	Original Value	Maturity Date	Market Value	Unrealized Gain/(Loss)
US Treasury	0.22%	\$ 250,126.95	6/15/2023	\$ 249,463.00	\$ (663.95)
US Treasury	0.32%	\$ 248,955.08	12/15/2023	\$ 247,841.75	\$ (1,113.33)
US Treasury	0.36%	\$ 249,801.61	7/31/2024	\$ 243,628.96	\$ (6,172.65)
US Treasury	0.68%	\$ 245,761.72	9/30/2025	\$ 242,890.50	\$ (2,871.22)
US Treasury	0.87%	\$ 250,048.83	9/30/2026	\$ 246,894.50	\$ (3,154.33)
		<u>\$ 1,244,694.19</u>		<u>\$ 1,230,718.71</u>	<u>\$ (13,975.48)</u>

Account Type	Rate	Original Value	Three Year Expiration	Market Value	Unrealized Gain/(Loss)
Extended Term Duration Series	varies	\$ 250,000.00	9/16/2024	\$ 247,275.00	\$ (2,725.00)
		<u>\$ 250,000.00</u>		<u>\$ 247,275.00</u>	<u>\$ (2,725.00)</u>

	Opening Cash	Unsettled Purchases/Sales	Purchases (Cost)	Sales/Redemptions (Cost)	Income Interest	Closing Cash
1/31/2021	\$ 1,693,512.83	\$ -	\$ (499,100.00)	\$ 385,000.00	\$ 20,077.16	\$ 1,599,489.99
2/28/2021	\$ 1,599,489.99	\$ -	\$ 8.41	\$ -	\$ 49.00	\$ 1,599,547.40
3/31/2021	\$ 1,599,547.40	\$ -	\$ (249,800.00)	\$ 545,561.10	\$ 17,795.31	\$ 1,913,103.81
4/30/2021	\$ 1,913,103.81	\$ -	\$ -	\$ 247,000.00	\$ 4,276.30	\$ 2,164,380.11
5/31/2021	\$ 2,164,380.11	\$ -	\$ (997,000.00)	\$ 245,000.00	\$ 4,800.19	\$ 1,417,180.30
6/30/2021	\$ 1,417,180.30	\$ -	\$ (250,837.55)	\$ 737,900.00	\$ 13,043.31	\$ 1,917,286.06
7/31/2021	\$ 1,917,286.06	\$ -	\$ (748,847.33)	\$ -	\$ 1,342.08	\$ 1,169,780.81
8/31/2021	\$ 1,169,780.81	\$ -	\$ -	\$ -	\$ 3,950.37	\$ 1,173,731.18
9/30/2021	\$ 1,173,731.18	\$ -	\$ (995,588.09)	\$ 1,087,700.00	\$ 7,365.25	\$ 1,273,208.34
10/31/2021	\$ 1,273,208.34	\$ -	\$ (749,150.50)	\$ -	\$ 198.10	\$ 524,255.94
11/30/2021	\$ 524,255.94	\$ -	\$ -	\$ -	\$ 199.04	\$ 524,454.98

Total Book Value	\$ 6,754,326.94
Unsettled Purchases/Sales	\$ -
Total Market Value	\$ 6,754,326.94
Unrealized Gain/(Loss)	\$ (34,109.71)
Total Statement Value	\$ 6,720,217.23



City of Fitchburg  
 Unspent Bond Proceeds Invested at PMA/WISC  
 Ending Market Value  
 November 2021

	Cash Management Series	Investment Series	WISC LTD	Fixed Income (CDs)	Total	Weighted Average Portfolio Yield	Weighted Average Portfolio Maturity (days)
2019 Proceeds - Unspent Premium	\$ -	\$ -	\$ -	\$ -	\$ -	n/a	-
2019 Proceeds - Roads	\$ -	\$ -	\$ -	\$ -	\$ -	n/a	-
2019 Proceeds - Fire Station	\$ -	\$ -	\$ -	\$ -	\$ -	n/a	-
Subtotal 2019 Proceeds	\$ -	\$ -	\$ -	\$ -	\$ -		
2020 Proceeds - Refunding	\$ -	\$ -		\$ -	\$ -	n/a	-
2020 Proceeds - Fire Equipment	\$ -	\$ -		\$ -	\$ -	n/a	-
2020 Proceeds - Roads	\$ -	\$ 2,783,848.34	\$ 2,995,833.34	\$ 499,200.00	\$ 6,278,881.68	0.117%	98
Subtotal 2020 Proceeds	\$ -	\$ 2,783,848.34	\$ 2,995,833.34	\$ 499,200.00	\$ 6,278,881.68		

**Notes:**

- 1) Debt expenditures are generally transferred out of the debt proceeds account(s) the month following the expenditure.
- 2) Investment amounts were selected based on estimated spend-down of the proceeds.

City of Fitchburg  
 Unspent ARPA Proceeds Invested at PMA/WISC  
 Ending Market Value  
 November 2021

	Cash Management Series	Investment Series	WISC LTD	Fixed Income (CDs)	Total	Weighted Average Portfolio Yield	Weighted Average Portfolio Maturity (days)
ARPA Funding	\$ -	\$ 1,611,623.59	\$ -	\$ -	\$ 1,611,623.59	0.020%	-

**Notes:**

- 1) Grant proceeds received into LGIP account on June 25, 2021 and transferred to WISC on July 6, 2021
- 2) Investment amounts will be selected based on estimated spend-down of the proceeds, once spending plan established by the Council.



CITY OF FITCHBURG GENERAL FUND	2021 Amended Budget	11/2021 Year-to- Date	Variance	Percent Of Budget	Note	11/2020 Year-to- Date
Property Taxes	\$ 16,830,691	\$ 16,830,691	\$ -	100.0%	1	\$ 15,987,571
Other Taxes	\$ 739,500	\$ 618,850	\$ 120,650	83.7%	2	\$ 561,608
Intergovernmental Revenues	\$ 2,798,869	\$ 2,784,301	\$ 14,568	99.5%	3	\$ 2,769,874
Licenses & Permits	\$ 621,000	\$ 1,076,860	\$ (455,860)	173.4%	21	\$ 870,900
Court Penalties and Fines	\$ 144,750	\$ 182,547	\$ (37,797)	126.1%	8,18	\$ 140,292
Public Charges for Services	\$ 196,669	\$ 236,607	\$ (39,938)	120.3%	18,20	\$ 87,568
Intergovernmental Charges for Services	\$ 258,940	\$ 220,150	\$ 38,790	85.0%	5	\$ 213,590
Miscellaneous Charges	\$ 301,740	\$ 190,980	\$ 110,760	63.3%	24	\$ 245,980
Other Sources	\$ 1,122,270	\$ 147,857	\$ 974,413	13.2%	6	\$ 53,554
<b>TOTAL REVENUES</b>	<b>\$ 23,014,429</b>	<b>\$ 22,288,843</b>	<b>\$ 725,586</b>	<b>96.8%</b>		<b>\$ 20,930,937</b>
Mayor & Common Council	\$ 77,651	\$ 63,757	\$ 13,894	82.1%	19	\$ 67,858
Administrator	\$ 443,809	\$ 317,668	\$ 126,141	71.6%	22	\$ 252,297
Municipal Court	\$ 184,261	\$ 158,272	\$ 25,989	85.9%		\$ 145,679
Legal	\$ 216,115	\$ 165,759	\$ 50,356	76.7%	23	\$ 155,658
Clerk	\$ 448,803	\$ 369,443	\$ 79,360	82.3%		\$ 455,801
Human Resources	\$ 257,716	\$ 234,217	\$ 23,499	90.9%		\$ 202,231
Sustainability	\$ 249,967	\$ 98,645	\$ 151,322	39.5%	12	\$ 87,907
Finance & Treasury	\$ 453,023	\$ 383,314	\$ 69,709	84.6%	9	\$ 352,788
Assessing	\$ 509,045	\$ 375,075	\$ 133,970	73.7%	22	\$ 406,403
B&G - Fire Station #1	\$ 47,050	\$ 20,306	\$ 26,744	43.2%	10	\$ 20,221
B&G - Maintenance Facility	\$ 52,265	\$ 33,899	\$ 18,366	64.9%	10	\$ 28,971
B&G - New City Hall	\$ 419,946	\$ 345,023	\$ 74,923	82.2%	10	\$ 332,058
B&G - Police Evidence Facility	\$ 12,700	\$ 5,186	\$ 7,514	40.8%	10	\$ 6,820
B&G - Marketplace Fire Station	\$ 54,500	\$ 25,366	\$ 29,134	46.5%	10	\$ 25,919
B&G - Uptown Fire Station	\$ 51,250	\$ 32,348	\$ 18,902	63.1%	10	\$ 34,970
Interdepartmental - Other	\$ 190,750	\$ 149,245	\$ 41,505	78.2%	11	\$ 163,053
<b>TOTAL GENERAL GOVERNMENT</b>	<b>\$ 3,668,851</b>	<b>\$ 2,777,523</b>	<b>\$ 891,328</b>	<b>75.7%</b>		<b>\$ 2,738,634</b>
Law Enforcement	\$ 8,613,188	\$ 7,608,454	\$ 1,004,734	88.3%		\$ 7,156,957
Fire Department	\$ 3,156,817	\$ 2,691,558	\$ 465,259	85.3%		\$ 2,475,704
Building Inspection	\$ 396,361	\$ 358,160	\$ 38,201	90.4%		\$ 328,245
Other Public Safety	\$ 947,747	\$ 899,813	\$ 47,934	94.9%	13	\$ 862,465
<b>TOTAL PUBLIC SAFETY</b>	<b>\$ 13,114,113</b>	<b>\$ 11,557,985</b>	<b>\$ 1,556,128</b>	<b>88.1%</b>		<b>\$ 10,823,371</b>
Public Works	\$ 2,261,656	\$ 1,784,089	\$ 477,567	78.9%	15	\$ 1,537,463
Mass Transit	\$ 502,655	\$ 376,500	\$ 126,155	74.9%	14	\$ 290,222
<b>TOTAL PUBLIC WORKS</b>	<b>\$ 2,764,311</b>	<b>\$ 2,160,589</b>	<b>\$ 603,722</b>	<b>78.2%</b>		<b>\$ 1,827,685</b>
Senior Citizens Programs	\$ 722,940	\$ 631,349	\$ 91,591	87.3%		\$ 583,004
Community Center	\$ 104,242	\$ 61,488	\$ 42,754	59.0%	10,22	\$ 56,257
Parks Department	\$ 1,189,796	\$ 1,038,103	\$ 151,693	87.3%		\$ 996,584
Recreation & Leisure	\$ 330,176	\$ 231,440	\$ 98,736	70.1%	17	\$ 192,342
<b>CULTURE, RECREATION &amp; EDUCATION</b>	<b>\$ 2,347,154</b>	<b>\$ 1,962,380</b>	<b>\$ 384,774</b>	<b>83.6%</b>		<b>\$ 1,828,187</b>
<b>ZONING &amp; PLANNING</b>	<b>\$ 379,164</b>	<b>\$ 323,406</b>	<b>\$ 55,758</b>	<b>85.3%</b>	22	<b>\$ 287,984</b>
<b>ECONOMIC DEVELOPMENT</b>	<b>\$ 290,218</b>	<b>\$ 243,767</b>	<b>\$ 46,451</b>	<b>84.0%</b>		<b>\$ 233,630</b>
<b>TRANSFERS TO OTHER FUNDS</b>	<b>\$ 450,618</b>	<b>\$ -</b>	<b>\$ 450,618</b>	<b>0.0%</b>	16	<b>\$ -</b>
<b>TOTAL EXPENDITURES</b>	<b>\$ 23,014,429</b>	<b>\$ 19,025,650</b>	<b>\$ 3,988,779</b>	<b>82.7%</b>		<b>\$ 17,739,491</b>
<b>NET TOTAL - AVAILABLE REVENUES OVER/(UNDER) EXPENDITURES</b>	<b>-</b>	<b>\$ 3,263,193</b>	<b>\$ (3,263,193)</b>			<b>\$ 3,191,446</b>

91.67% of the Fiscal Year has Expended

## **VARIANCE NOTES**

- 1 Under governmental accounting guidelines, property taxes are recorded as of January 1 of the year, although collection of taxes is not completed until the end of August.
- 2 Payment in lieu of taxes from the utility is paid quarterly.
- 3 Transportation aids are received quarterly; shared revenues rec'd 15% in July, 85% in November; 2% fire insurance dues and exempt computer aid paid in July; PMS aid posted at end of year.
- 5 Administrative charges to the cable and utility are billed quarterly. Library is billed annually at the beginning of the year.
- 6 The bulk of the other sources budget is a 'budget-only' revenue source for fund balance applied.
- 8 The non-cash bad debt allowance adjustment is calculated and posted at the end of each year. The portion paid to the County and State is generally posted to the following month (except at the end of the year). Often see higher collections
- 9 Audit services are typically incurred 75-80% in the first six months and 20-25% in the last quarter while preparing for next years audit.
- 10 Amounts are budgeted for unknown, miscellaneous building repairs that may be needed during the year. Actual repairs and timing varies based on what is needed.
- 11 Annual employee retirement payouts made in January.
- 12 HNI grants generally reimbursed to grantees near the end of the year.
- 13 Fitchrona EMS is paid 50% of the City's allocation in January and 50% in June/July.
- 14 Quarterly payments to Metro are generally paid in May/June, July/August, September/October, and November/December.
  
- 15 Road maintenance budget generally spent in late summer or early fall.
- 16 Transfer of fund balance from the General Fund to the Capital Projects Fund for ERP aid gap planning completed at end of year.
- 17 Many recreational programs resumed after COVID-19 restrictions eased. Delay from when revenue collected (beginning of program) and when 80/20 instructor and LTE staff expenses are paid (end of program).
- 18 Some individual revenue lines remain down due to the public health emergency; however, in general, revenues are closer to pre-COVID levels.
- 19 Annual League and DCCVA dues paid in January/February.
- 20 Engineering charges to others higher in spring and summer due to timing of construction projects that result in billable time to developments.
- 21 Building and zoning permits generally higher in Spring and Summer due to increased construction activity. Large commercial or multi-family buildings will cause significant increases with a single permit. Business license renewal (i.e. liquor license renewal) primarily occurs between March and August. Business licensing revenue higher in even years due to two-year licensing renewals.
- 22 Staff vacancies
- 23 Outside legal counsel needs have been primarily the result of situations that are charged to a different fund (i.e. TID or insurance internal service fund). Negotiations are expected in fall 2021.
- 24 The Stormwater Utility District (SUD) reimbursement of charges to the General Fund is generally calculated at the end of the year.

**SUPPLEMENTAL EXPENDITURE REPORT TO THE FINANCE COMMITTEE**  
**General Fund By Object Code**

	11/30/2021 YTD Actual	% of Total
110 SALARIES & WAGES	\$ 9,033,739.44	47.48%
115 OVERTIME WAGES	\$ 494,472.19	2.60%
120 PT/LTE/SEASONAL WAGES	\$ 139,804.87	0.73%
125 SHIFT DIFFERENTIAL	\$ 21,044.65	0.11%
131 FICA	\$ 772,283.89	4.06%
132 WRS	\$ 942,572.39	4.95%
135 LONGEVITY BENEFIT	\$ 59,556.75	0.31%
14_ PER DIEMS	\$ 75.00	0.00%
150 POC SERVICES	\$ 483,063.00	2.54%
160 HEALTH INS	\$ 1,994,031.20	10.48%
161 LIFE INS	\$ 18,551.45	0.10%
163 DENTAL INS	\$ 129,420.87	0.68%
189 EMPLOYEE RETIREMENT RESERVE	\$ 132,782.10	0.70%
190 HOLIDAY PREMIUM	\$ 32,914.33	0.17%
<b>TOTAL SALARIES, WAGES &amp; DIRECT FRINGE BENEFITS</b>	<b>\$ 14,254,312.13</b>	<b>74.92%</b>
200 METRO TRANSIT SERVICES	\$ 376,500.00	1.98%
203 OUTSIDE LEGAL COUNSEL	\$ 18,802.20	0.10%
210 PROFESSIONAL SERVICES	\$ 49,992.67	0.26%
211 OREGON SNR CTR CONTRIBUTION	\$ 1,000.00	0.01%
212 AUDIT & FINANCIAL CONSULTING	\$ 29,020.00	0.15%
220 STREET LIGHT SERVICE - MG&E	\$ 140,662.18	0.74%
225 STREET LIGHT MAINTENANCE	\$ 1,950.10	0.01%
230 TRAFFIC SIGNAL MAINTENANCE	\$ 15,862.60	0.08%
240 REPAIRS & MAINT - BY OTHERS	\$ 91,627.53	0.48%
245 COMPUTER RELATED REP & MAINT	\$ 110,522.22	0.58%
250 PUBLIC NOTICES & ADVERTISEMENT	\$ 19,082.78	0.10%
251 RECRUITMENT & TEST - PD	\$ 12,360.57	0.06%
252 RECRUITMENT & TEST - FD	\$ 276.64	0.00%
253 RECRUITMENT & TEST - HIGHWAY	\$ 1,559.18	0.01%
255 DEBT COLLECTION EXPENSE	\$ 644.19	0.00%
260 POLICE VEHICLE LEASE PROGRAM	\$ 104,812.00	0.55%
265 WEIGHTS & MEASURES	\$ 3,600.00	0.02%
269 DANE CO CAD	\$ 174,485.38	0.92%
270 FITCHRONA EMS CONTRIBUTION	\$ 721,647.00	3.79%
289 GOLF COURSE MAINTENANCE	\$ 46,750.00	0.25%
290 OTHER CONTR SERV- REIMBURSABLE	\$ 149,609.45	0.79%
<b>TOTAL CONTRACTUAL SERVICES</b>	<b>\$ 2,070,766.69</b>	<b>10.88%</b>
310 OFFICE SUPPLIES & POSTAGE	\$ 36,169.12	0.19%
311 POSTAGE CLEARING	\$ (1,421.37)	-0.01%
320 PUBLICATIONS, DUES & SUBSCRIPT	\$ 42,213.95	0.22%
323 UNIFORMS	\$ 56,018.92	0.29%
324 PROTECTIVE GEAR	\$ 68,583.86	0.36%
325 TRAINING & STAFF DEVELOPMENT	\$ 65,493.24	0.34%
326 TUITION REIMBURSEMENT	\$ 8,925.92	0.05%
327 YMCA MEMBERSHIP	\$ 5,591.25	0.03%
330 VEHICLE USE REIMBURSEMENT	\$ 969.64	0.01%
335 VEHICLE EXPENSE	\$ 307,354.51	1.62%
340 OPERATING MATERIALS & SUPPLIES	\$ 57,885.61	0.30%
341 MEDICAL/EMS SUPPLIES	\$ 5,105.15	0.03%
345 PUBLIC INFORMATION & EDUCATION	\$ 16,441.56	0.09%
350 REPAIR & MAINT SUPPLIES	\$ 79,769.46	0.42%
355 EQUIPMENT OPERATING EXPENSE	\$ 50,809.11	0.27%
360 BUILDING REPAIRS & MAINTENANCE	\$ 23,433.57	0.12%
363 COMMUNICATIONS EXPENSE	\$ 1,328.95	0.01%
365 TELEPHONE & UTILITIES	\$ 237,325.06	1.25%
381 SAFETY & HEALTH PROGRAMS	\$ 323.07	0.00%
<b>TOTAL OPERATING EXPENSES</b>	<b>\$ 1,062,320.58</b>	<b>5.58%</b>
370 ROADWAY SUPPLIES	\$ 137,770.10	0.72%
371 POLES & LIGHTS REPLACE STOCK	\$ 7,017.94	0.04%
375 ROAD MAINTENANCE	\$ 187,032.36	0.98%
<b>TOTAL ROADWAY &amp; ROAD RELATED EXPENSES (NON-CAPITAL)</b>	<b>\$ 331,820.40</b>	<b>1.74%</b>
380 EMPLOYEE RECOG & MEMORIALS	\$ 360.91	0.00%
384 INVESTIGATIVE SUPPLIES	\$ 17,702.30	0.09%
386 NUTRITION PROGRAM	\$ 2,407.80	0.01%
387 PROGRAM EXPENSES (SENIOR/REC)	\$ 14,495.16	0.08%
389 NEIGHBORHOOD ENGAGEMENT	\$ 44,337.71	0.23%
390 OTHER	\$ 14,587.46	0.08%
391 VOLUNTEER PROGRAM EXP	\$ (144.00)	0.00%
<b>TOTAL MISCELLANEOUS PROGRAMS EXPENSE</b>	<b>\$ 93,747.34</b>	<b>0.49%</b>
570 TECHNOLOGY ISF ALLOCATION - OPERATING	\$ 583,694.13	3.07%
571 MPSIS ALLOCATION	\$ 157,267.71	0.83%
572 INSURANCE ISF ALLOCATION	\$ 412,705.48	2.17%
573 TECHNOLOGY ISF ALLOCATION - CAPITAL	\$ 58,895.76	0.31%
<b>TOTAL ALLOCATED CHARGES</b>	<b>\$ 1,212,563.08</b>	<b>6.37%</b>
730 ILLEGAL TAXES, REFUND OF TAXES	\$ 120.30	0.00%
<b>TOTAL MISCELLANEOUS - NON DEPARTMENTAL</b>	<b>\$ 120.30</b>	<b>0.00%</b>
	<b>\$ 19,025,650.52</b>	<b>100.00%</b>

**SUPPLEMENTAL EXPENDITURE REPORT TO THE FINANCE COMMITTEE**  
**General Fund By Object Code - Sorted by Percentage**

	<b>11/30/2021 YTD Actual</b>	<b>% of Total</b>
110 SALARIES & WAGES	\$ 9,033,739.44	47.48%
160 HEALTH INS	\$ 1,994,031.20	10.48%
132 WRS	\$ 942,572.39	4.95%
131 FICA	\$ 772,283.89	4.06%
270 FITCHRONA EMS CONTRIBUTION	\$ 721,647.00	3.79%
570 TECHNOLOGY ISF ALLOCATION - OPERATING	\$ 583,694.13	3.07%
115 OVERTIME WAGES	\$ 494,472.19	2.60%
150 POC SERVICES	\$ 483,063.00	2.54%
572 INSURANCE ISF ALLOCATION	\$ 412,705.48	2.17%
200 METRO TRANSIT SERVICES	\$ 376,500.00	1.98%
335 VEHICLE EXPENSE	\$ 307,354.51	1.62%
365 TELEPHONE & UTILITIES	\$ 237,325.06	1.25%
375 ROAD MAINTENANCE	\$ 187,032.36	0.98%
269 DANE CO CAD	\$ 174,485.38	0.92%
571 MPSIS ALLOCATION	\$ 157,267.71	0.83%
290 OTHER CONTR SERV- REIMBURSABLE	\$ 149,609.45	0.79%
220 STREET LIGHT SERVICE - MG&E	\$ 140,662.18	0.74%
120 PT/LTE/SEASONAL WAGES	\$ 139,804.87	0.73%
370 ROADWAY SUPPLIES	\$ 137,770.10	0.72%
189 EMPLOYEE RETIREMENT RESERVE	\$ 132,782.10	0.70%
163 DENTAL INS	\$ 129,420.87	0.68%
245 COMPUTER RELATED REP & MAINT	\$ 110,522.22	0.58%
260 POLICE VEHICLE LEASE PROGRAM	\$ 104,812.00	0.55%
240 REPAIRS & MAINT - BY OTHERS	\$ 91,627.53	0.48%
350 REPAIR & MAINT SUPPLIES	\$ 79,769.46	0.42%
324 PROTECTIVE GEAR	\$ 68,583.86	0.36%
325 TRAINING & STAFF DEVELOPMENT	\$ 65,493.24	0.34%
135 LONGEVITY BENEFIT	\$ 59,556.75	0.31%
573 TECHNOLOGY ISF ALLOCATION - CAPITAL	\$ 58,895.76	0.31%
340 OPERATING MATERIALS & SUPPLIES	\$ 57,885.61	0.30%
323 UNIFORMS	\$ 56,018.92	0.29%
355 EQUIPMENT OPERATING EXPENSE	\$ 50,809.11	0.27%
210 PROFESSIONAL SERVICES	\$ 49,992.67	0.26%
289 GOLF COURSE MAINTENANCE	\$ 46,750.00	0.25%
389 NEIGHBORHOOD ENGAGEMENT	\$ 44,337.71	0.23%
320 PUBLICATIONS, DUES & SUBSCRIPT	\$ 42,213.95	0.22%
310 OFFICE SUPPLIES & POSTAGE	\$ 36,169.12	0.19%
190 HOLIDAY PREMIUM	\$ 32,914.33	0.17%
212 AUDIT & FINANCIAL CONSULTING	\$ 29,020.00	0.15%
360 BUILDING REPAIRS & MAINTENANCE	\$ 23,433.57	0.12%
125 SHIFT DIFFERENTIAL	\$ 21,044.65	0.11%
250 PUBLIC NOTICES & ADVERTISEMENT	\$ 19,082.78	0.10%
203 OUTSIDE LEGAL COUNSEL	\$ 18,802.20	0.10%
161 LIFE INS	\$ 18,551.45	0.10%
384 INVESTIGATIVE SUPPLIES	\$ 17,702.30	0.09%
345 PUBLIC INFORMATION & EDUCATION	\$ 16,441.56	0.09%
230 TRAFFIC SIGNAL MAINTENANCE	\$ 15,862.60	0.08%
390 OTHER	\$ 14,587.46	0.08%
387 PROGRAM EXPENSES (SENIOR/REC)	\$ 14,495.16	0.08%
251 RECRUITMENT & TEST - PD	\$ 12,360.57	0.06%
326 TUITION REIMBURSEMENT	\$ 8,925.92	0.05%
371 POLES & LIGHTS REPLACE STOCK	\$ 7,017.94	0.04%
327 YMCA MEMBERSHIPS	\$ 5,591.25	0.03%
341 MEDICAL/EMS SUPPLIES	\$ 5,105.15	0.03%
265 WEIGHTS & MEASURES	\$ 3,600.00	0.02%
386 NUTRITION PROGRAM	\$ 2,407.80	0.01%
225 STREET LIGHT MAINTENANCE	\$ 1,950.10	0.01%
253 RECRUITMENT & TEST - HIGHWAY	\$ 1,559.18	0.01%
363 COMMUNICATIONS EXPENSE	\$ 1,328.95	0.01%
211 OREGON SNR CTR CONTRIBUTION	\$ 1,000.00	0.01%
330 VEHICLE USE REIMBURSEMENT	\$ 969.64	0.01%
255 DEBT COLLECTION EXPENSE	\$ 644.19	0.00%
380 EMPLOYEE RECOG & MEMORIALS	\$ 360.91	0.00%
381 SAFETY & HEALTH PROGRAMS	\$ 323.07	0.00%
252 RECRUITMENT & TEST - FD	\$ 276.64	0.00%
730 ILLEGAL TAXES, REFUND OF TAXES	\$ 120.30	0.00%
14_ PER DIEMS	\$ 75.00	0.00%
391 VOLUNTEER PROGRAM EXP	\$ (144.00)	0.00%
311 POSTAGE CLEARING	\$ (1,421.37)	-0.01%
<b>TOTAL SALARIES, WAGES &amp; DIRECT FRINGE BENEFITS</b>	\$ 14,254,312.13	74.92%
<b>TOTAL CONTRACTUAL SERVICES</b>	\$ 2,070,766.69	10.88%
<b>TOTAL OPERATING EXPENSES</b>	\$ 1,062,320.58	5.58%
<b>TOTAL ROADWAY &amp; ROAD RELATED EXPENSES (NON-CAPITAL)</b>	\$ 331,820.40	1.74%
<b>TOTAL MISCELLANEOUS PROGRAMS EXPENSE</b>	\$ 93,747.34	0.49%
<b>TOTAL ALLOCATED CHARGES</b>	\$ 1,212,563.08	6.37%
<b>TOTAL MISCELLANEOUS - NON DEPARTMENTAL</b>	\$ 120.30	0.00%
<b>Total</b>	\$ 19,025,650.52	100.00%

**City of Fitchburg**  
**Other Governmental Fund Type Summaries**  
**11/30/2021**

**Special Revenue Funds**

	<u>Beginning Fund Balance</u>	<u>Revenues and Sources of Funds</u>	<u>Expenditures and Uses of Funds</u>	<u>Current Ending Fund Balance</u>
Grants/Donations	\$ 97,280.98 (a)	\$ 59,997.44	\$ (60,309.05)	\$ 96,969.37 (a)
Park Dedication-prior	\$ 1,268,667.99	\$ 1,191.46	\$ (286,929.84)	\$ 982,929.61
Park Dedication-new	\$ 1,745,008.42	\$ 146,686.61	\$ (10,027.48)	\$ 1,881,667.55
FACTv (Cable)	\$ 254,685.89	\$ 332,766.02 (b)	\$ (366,203.71)	\$ 221,248.20
Refuse & Recycling	\$ 559,079.00	\$ 1,339,201.85 (c)	\$ (1,256,642.35)	\$ 641,638.50 (c)
CEDA	\$ 858,122.62 (d)	\$ 233,036.05	\$ (222,247.64)	\$ 868,911.03 (d)
Affordable Housing	\$ 87,096.34	\$ 85.34	\$ (10,355.38)	\$ 76,826.30
Cemetery	\$ 73,455.69	\$ 18,211.99	\$ -	\$ 91,667.68
Library	\$ 207,580.25	\$ 2,077,549.41 (e)	\$ (1,748,334.15)	\$ 536,795.51 (e)
	<u>\$ 5,150,977.18</u>	<u>\$ 4,208,726.17</u>	<u>\$ (3,961,049.60)</u>	<u>\$ 5,398,653.75</u>

**Debt Service Funds**

	<u>Beginning Fund Balance</u>	<u>Revenues and Sources of Funds</u>	<u>Expenditures and Uses of Funds</u>	<u>Current Ending Fund Balance</u>
Debt Service	\$ 3,349,538.62	\$ 8,467,453.33 (e)	\$ (12,132,289.08)	\$ (315,297.13) (f)

**Capital Projects Funds**

	<u>Beginning Fund Balance</u>	<u>Revenues and Sources of Funds</u>	<u>Expenditures and Uses of Funds</u>	<u>Current Ending Fund Balance</u>
Capital Projects	\$ 14,806,332.98	\$ 6,901,321.41 (e)	\$ (17,698,358.68)	\$ 4,009,295.71
TID 4	\$ 9,069,195.58	\$ 5,882,499.57 (e)	\$ (4,430,036.65)	\$ 10,521,658.50
TID 6	\$ 6,030,156.13	\$ 3,632,518.19 (e)	\$ (864,935.74)	\$ 8,797,738.58
TID 9	\$ (56,665.40)	\$ 1,319,887.62 (e)	\$ (408,557.05)	\$ 854,665.17
TID 10	\$ 2,797,874.62	\$ 754,482.49	\$ 5,922,665.27	\$ 9,475,022.38
TID 11	\$ (32,362.56)	\$ 0.62	\$ (746.18)	\$ (33,108.12) (g)
TID 12	\$ 173,100.48	\$ 1,945,712.29	\$ (1,871,549.29)	\$ 247,263.48
TID 13	\$ (965.30)	\$ 122,944.53	\$ (183,333.60)	\$ (61,354.37)
	<u>\$ 32,786,666.53</u>	<u>\$ 20,559,366.72</u>	<u>\$ (19,534,851.92)</u>	<u>\$ 33,811,181.33</u>

**Internal Service Funds**

	<u>Beginning Fund Balance</u>	<u>Revenues and Sources of Funds</u>	<u>Expenditures and Uses of Funds</u>	<u>Current Ending Fund Balance</u>
Technology	\$ 523,815.96	\$ 978,953.72 (h)	\$ (866,344.75)	\$ 636,424.93 (i)
Insurance/Risk Mgmt	\$ 133,447.87	\$ 548,844.30 (h)	\$ (514,206.01)	\$ 168,086.16 (i)
	<u>\$ 657,263.83</u>	<u>\$ 1,527,798.02</u>	<u>\$ (1,380,550.76)</u>	<u>\$ 804,511.09</u>

**Notes:**

- (a) - full amount restricted based on donor/grantee requirements
- (b) - most of the revenue for this fund is franchise fees, paid quarterly in February (for prior year), May, August, and November
- (c) - most of the revenue for this fund is garbage charges on the property tax bills and settled in January/February
- (d) - see CEDA report for categories of fund balance by assignment
- (e) - most of the revenue for this fund is levied on the property tax bills and settled in January/February
- (f) - debt payments occur throughout the year and the ending fund balance is mostly restricted
- (g) - TID is at a loss, which is common for the first couple years of the TID based on the timing of tax increment. An advance from the General Fund is posted and is expected to be paid back when increment is available.
- (h) - Charges to other departments occurs monthly though many purchases done in the beginning of the year.
- (i) - Much of this balance is assigned to future equipment replacement, based on accumulated depreciation charged to departments throughout the years.
- (j) - Most premiums paid at beginning of year but collected from departments monthly.

**CITY OF FITCHBURG  
REVENUES WITH COMPARISON TO BUDGET  
FOR THE 11 MONTHS ENDING NOVEMBER 30, 2021**

**GENERAL FUND**

	BUDGET	PERIOD ACTUAL	YTD ACTUAL	VARIANCE	% OF BUDGET	PRIOR YTD
<u>TAXES</u>						
100-4111-000 LOCAL PROPERTY TAXES	16,830,691.00	.00	16,830,691.00	.00	100.00	15,987,571.00
100-4111-999 BAD DEBT EXPENSE - DEL PP TAX	( 10,000.00)	.00	.00	( 10,000.00)	.00	.00
100-4114-000 MOBILE HOME/MISC TAXES	3,000.00	.00	2,539.16	460.84	84.64	2,925.26
100-4121-000 HOTEL ROOM TAX - GENERAL FUND	17,500.00	.00	17,495.38	4.62	99.97	11,674.30
100-4131-000 TAX EQUIVALENT-UTILITY	725,000.00	.00	571,961.00	153,039.00	78.89	542,728.00
100-4180-000 INTEREST ON DELINQUENT PP TAX	4,000.00	837.47	3,787.13	212.87	94.68	4,255.62
100-4180-100 USE VALUE PENALTIES-CITY SHARE	.00	.00	23,067.11	( 23,067.11)	.00	.00
100-4180-200 INTEREST ON DELINQ ROOM TAX	.00	.00	.00	.00	.00	25.00
<b>TOTAL TAXES</b>	<b>17,570,191.00</b>	<b>837.47</b>	<b>17,449,540.78</b>	<b>120,650.22</b>	<b>99.31</b>	<b>16,549,179.18</b>
<u>INTERGOVERNMENTAL REVENUES</u>						
100-4321-500 OTHER FED LAW ENFORCE GRANT	.00	.00	.00	.00	.00	6,586.00
100-4329-100 OTHER FED GRANT	.00	.00	.00	.00	.00	50,469.00
100-4330-000 FEDERAL LAND AIDS	1,600.00	.00	1,614.00	( 14.00)	100.88	1,718.00
100-4341-000 STATE SHARED REVENUES	491,915.00	423,946.20	497,734.00	( 5,819.00)	101.18	496,815.83
100-4342-000 FIRE INSURANCE TAXES (2% DUES)	126,590.00	.00	145,284.36	( 18,694.36)	114.77	133,049.71
100-4351-400 STATE GRANT POLICE	121,434.00	52,530.31	129,114.00	( 7,680.00)	106.32	119,898.98
100-4353-000 STATE HIGHWAY AIDS	1,592,775.00	.00	1,590,688.98	2,086.02	99.87	1,584,571.05
100-4354-000 EXEMPT COMPUTER AID	213,078.00	.00	213,078.32	( .32)	100.00	213,078.32
100-4359-000 EXEMPT PERSONAL PROPERTY AID	53,200.00	.00	53,200.14	( .14)	100.00	80,727.92
100-4361-000 PAYMENTS FOR MUNICIPAL SERVICE	60,000.00	.00	.00	60,000.00	.00	.00
100-4362-000 STATE LAND AIDS	30,000.00	.00	33,249.66	( 3,249.66)	110.83	30,784.74
100-4374-000 SENIOR REIMBURSEMENTS-COUNTY	87,685.00	29,785.24	97,551.26	( 9,866.26)	111.25	28,921.72
100-4376-000 OTHER POLICE GRANTS	.00	820.37	2,194.58	( 2,194.58)	.00	2,660.97
100-4377-100 MISC COUNTY GRANTS	20,592.00	.00	20,592.00	.00	100.00	20,592.00
<b>TOTAL INTERGOVERNMENTAL REVE</b>	<b>2,798,869.00</b>	<b>507,082.12</b>	<b>2,784,301.30</b>	<b>14,567.70</b>	<b>99.48</b>	<b>2,769,874.24</b>
<u>LICENSE AND PERMITS</u>						
100-4410-000 BUSINESS & OCCUPATIONAL LIC	60,000.00	140.00	45,169.00	14,831.00	75.28	42,992.10
100-4420-000 NON BUSINESS LICENSES	11,000.00	.00	9,457.15	1,542.85	85.97	7,312.41
100-4430-000 BLDG PERMIT & INSPECTION FEES	360,000.00	36,818.00	667,854.81	( 307,854.81)	185.52	531,254.89
100-4440-000 ZONING PERMITS & FEES	170,000.00	65,495.95	302,143.46	( 132,143.46)	177.73	255,425.95
100-4490-000 OTHER REGULATION & COMPLIANCE	20,000.00	( 1,281.00)	52,235.50	( 32,235.50)	261.18	33,915.00
<b>TOTAL LICENSE AND PERMITS</b>	<b>621,000.00</b>	<b>101,172.95</b>	<b>1,076,859.92</b>	<b>( 455,859.92)</b>	<b>173.41</b>	<b>870,900.35</b>
<u>FINES, FORFEITS AND PENALTIES</u>						
100-4510-000 LAW & ORDINANCE VIOLATIONS	144,750.00	8,687.40	182,546.91	( 37,796.91)	126.11	140,292.37
<b>TOTAL FINES, FORFEITS AND PENALT</b>	<b>144,750.00</b>	<b>8,687.40</b>	<b>182,546.91</b>	<b>( 37,796.91)</b>	<b>126.11</b>	<b>140,292.37</b>

**CITY OF FITCHBURG  
REVENUES WITH COMPARISON TO BUDGET  
FOR THE 11 MONTHS ENDING NOVEMBER 30, 2021**

**GENERAL FUND**

	BUDGET	PERIOD ACTUAL	YTD ACTUAL	VARIANCE	% OF BUDGET	PRIOR YTD
<u>PUBLIC CHARGES FOR SERVICES</u>						
100-4610-100 GENERAL GOVERNMENT CHARGES	18,000.00	1,555.00	28,253.00	( 10,253.00)	156.96	33,399.50
100-4621-100 PUBLIC SAFETY CHARGES	5,500.00	5,402.27	19,741.29	( 14,241.29)	358.93	3,954.07
100-4631-100 ENGINEERING CHARGES TO OTHERS	5,000.00	.00	16,204.19	( 11,204.19)	324.08	12,382.35
100-4672-100 RECREATION FEES	72,029.00	4,550.98	97,977.84	( 25,948.84)	136.03	17,978.98
100-4672-200 PARK SHELTER RENTAL FEES	58,000.00	( 50.00)	55,383.36	2,616.64	95.49	5,479.76
100-4672-300 SENIOR PROGRAM FEES	36,540.00	4,295.50	18,411.73	18,128.27	50.39	13,000.30
100-4672-301 SENIOR ROOM FEES	1,400.00	.00	( 251.42)	1,651.42	( 17.96)	574.37
100-4690-000 OTHER PUBLIC CHGS FOR SERVICE	200.00	695.42	887.12	( 687.12)	443.56	798.70
<b>TOTAL PUBLIC CHARGES FOR SERVI</b>	<b>196,669.00</b>	<b>16,449.17</b>	<b>236,607.11</b>	<b>( 39,938.11)</b>	<b>120.31</b>	<b>87,568.03</b>
<u>INTERGOV CHARGES FOR SERVICES</u>						
100-4730-102 DANECOM REIMBURSEMENT	12,540.00	.00	.00	12,540.00	.00	12,540.00
100-4740-100 ADMIN CHARGES TO UTILITIES	98,900.00	.00	74,175.00	24,725.00	75.00	66,075.00
100-4740-207 ADMIN FEE-CABLE	21,100.00	.00	19,575.00	1,525.00	92.77	15,075.00
100-4740-250 ADMINSTRATIVE CHGS TO LIBRARY	126,400.00	.00	126,400.00	.00	100.00	119,900.00
<b>TOTAL INTERGOV CHARGES FOR SE</b>	<b>258,940.00</b>	<b>.00</b>	<b>220,150.00</b>	<b>38,790.00</b>	<b>85.02</b>	<b>213,590.00</b>
<u>MISCELLANEOUS REVENUE</u>						
100-4810-100 INTEREST ON TEMP INVESTMENTS	150,000.00	727.87	76,538.64	73,461.36	51.03	135,318.40
100-4810-101 INTEREST ON INTERNAL ADVANCE	.00	.00	.00	.00	.00	1,480.50
100-4810-200 INTEREST ON DELINQ S/A & ACCTS	25.00	86.49	1,000.90	( 975.90)	4,003.60	393.57
100-4810-300 OTHER INTEREST REVENUE	.00	.00	.00	.00	.00	1,147.01
100-4820-200 BUILDING RENTALS	37,245.00	685.00	18,437.41	18,807.59	49.50	17,617.15
100-4830-200 SR SUBSCRIPTIONS & AD SALES	2,200.00	.00	1,759.00	441.00	79.95	1,226.25
100-4830-500 MAINT FACILITY REIMB UD#1	1,000.00	.00	.00	1,000.00	.00	1,954.72
100-4830-600 SUD REIMBURSEMENT FOR HWY WO	15,000.00	.00	25,156.40	( 10,156.40)	167.71	.00
100-4850-000 DONATIONS	22,000.00	11.00	7,002.98	14,997.02	31.83	21,309.20
100-4860-000 PCARD REBATE	20,000.00	14,755.93	42,455.42	( 22,455.42)	212.28	30,596.63
100-4890-000 MISCELLANEOUS INCOME	500.00	4,637.94	6,784.21	( 6,284.21)	1,356.84	2,841.40
100-4890-100 WORKER'S COMP REIMBURSEMENT	.00	.00	504.40	( 504.40)	.00	8,036.24
100-4890-300 WPRA TICKET COMMISSION	.00	.00	108.65	( 108.65)	.00	.00
100-4890-500 INSURANCE RECOVERIES	.00	.00	.00	.00	.00	2,395.73
100-4890-550 ACCIDENT RECOVERIES	5,000.00	.00	1,882.67	3,117.33	37.65	17,967.00
100-4890-600 SALE OF FIXED ASSETS	48,770.00	185.75	9,349.77	39,420.23	19.17	3,695.77
<b>TOTAL MISCELLANEOUS REVENUE</b>	<b>301,740.00</b>	<b>21,089.98</b>	<b>190,980.45</b>	<b>110,759.55</b>	<b>63.29</b>	<b>245,979.57</b>

CITY OF FITCHBURG  
 REVENUES WITH COMPARISON TO BUDGET  
 FOR THE 11 MONTHS ENDING NOVEMBER 30, 2021

GENERAL FUND

	BUDGET	PERIOD ACTUAL	YTD ACTUAL	VARIANCE	% OF BUDGET	PRIOR YTD
<u>OTHER FINANCING SOURCES</u>						
100-4922-225 TRANSFER FROM CEDA	53,160.00	.00	39,870.00	13,290.00	75.00	38,554.00
100-4922-300 TRANSFER BRUSH COLLECTION REI	20,000.00	.00	15,000.00	5,000.00	75.00	15,000.00
100-4924-000 TRANSFER FROM CAP PROJ	92,971.00	.00	92,971.00	.00	100.00	.00
100-4930-100 FUND BAL APPLIED	956,139.00	.00	.00	956,139.00	.00	.00
100-4999-000 AR CLEARING REV	.00	.00	16.22	( 16.22)	.00	.00
TOTAL OTHER FINANCING SOURCES	1,122,270.00	.00	147,857.22	974,412.78	13.17	53,554.00
TOTAL FUND REVENUE	23,014,429.00	655,319.09	22,288,843.69	725,585.31	96.85	20,930,937.74



**CITY OF FITCHBURG  
EXPENDITURES WITH COMPARISON TO BUDGET  
FOR THE 11 MONTHS ENDING NOVEMBER 30, 2021**

**GENERAL FUND**

	BUDGET	PERIOD ACTUAL	YTD ACTUAL	UNEXPENDED	% OF BUDGET	PRIOR YTD
<u>MAYOR &amp; COMMON COUNCIL</u>						
100-5110-110 SALARIES & WAGES - MAYOR & CC	50,500.00	3,115.42	40,462.00	10,038.00	80.12	44,285.14
100-5110-131 FICA	3,863.00	238.34	3,095.43	767.57	80.13	3,387.87
100-5110-132 WRS	675.00	.00	.00	675.00	.00	.00
100-5110-161 LIFE INS	8.00	.00	.00	8.00	.00	.00
100-5110-310 OFFICE SUPPLIES & POSTAGE	200.00	.00	81.14	118.86	40.57	217.20
100-5110-320 PUBLICATIONS, DUES & SUBSCRIPT	12,990.00	.00	12,988.47	1.53	99.99	13,273.38
100-5110-325 TRAINING & TRAVEL	1,500.00	.00	.00	1,500.00	.00	265.00
100-5110-330 VEHICLE USE REIMBURSEMENT	110.00	.00	.00	110.00	.00	.00
100-5110-340 OPERATING MATERIALS & SUPPLIES	960.00	.00	854.94	105.06	89.06	204.95
100-5110-570 IT OPERATING ISF ALLOCATION	6,045.00	503.75	5,541.25	503.75	91.67	5,591.63
100-5110-572 INSURANCE ISF ALLOCATION	525.00	43.75	481.25	43.75	91.67	385.00
100-5110-573 IT CAPITAL ISF ALLOCATION	275.00	22.92	252.12	22.88	91.68	247.50
<b>TOTAL MAYOR &amp; COMMON COUNCIL</b>	<b>77,651.00</b>	<b>3,924.18</b>	<b>63,756.60</b>	<b>13,894.40</b>	<b>82.11</b>	<b>67,857.67</b>
<u>ADMINISTRATOR</u>						
100-5115-110 SALARIES & WAGES-ADMIN	326,873.00	16,595.59	254,866.01	72,006.99	77.97	183,425.72
100-5115-120 PT/LTE/SEASONAL	9,400.00	.00	.00	9,400.00	.00	.00
100-5115-131 FICA	25,766.00	1,210.58	19,154.42	6,611.58	74.34	13,717.52
100-5115-132 WRS	22,100.00	1,105.60	10,612.87	11,487.13	48.02	11,808.79
100-5115-160 HEALTH INS	29,116.00	1,617.58	12,343.10	16,772.90	42.39	16,266.71
100-5115-161 LIFE INS	1,533.00	51.42	489.66	1,043.34	31.94	550.01
100-5115-162 DISABILITY INS	793.00	.00	.00	793.00	.00	.00
100-5115-163 DENTAL INS	3,298.00	211.32	2,013.60	1,284.40	61.06	2,199.07
100-5115-210 PROFESSIONAL SERVICES	.00	.00	.00	.00	.00	5,000.00
100-5115-310 OFFICE SUPPLIES & POSTAGE	500.00	4.21	456.70	43.30	91.34	59.59
100-5115-320 PUBLICATIONS, DUES & SUBSCRIPT	1,300.00	.00	236.65	1,063.35	18.20	1,379.18
100-5115-325 TRAINING & TRAVEL	1,800.00	49.00	58.00	1,742.00	3.22	1,162.70
100-5115-330 VEHICLE USE REIMBURSEMENT	1,740.00	54.88	54.88	1,685.12	3.15	392.41
100-5115-340 OPERATING MATERIALS & SUPP	300.00	.00	158.27	141.73	52.76	61.53
100-5115-345 PUBLIC INFORMATION & EDUCATION	4,700.00	350.00	3,850.00	850.00	81.91	3,500.00
100-5115-570 IT OPERATING ISF ALLOCATION	11,690.00	974.17	10,715.87	974.13	91.67	10,578.37
100-5115-572 INSURANCE ISF ALLOCATION	2,080.00	173.33	1,906.63	173.37	91.66	1,452.88
100-5115-573 IT CAPITAL ISF ALLOCATION	820.00	68.33	751.63	68.37	91.66	742.50
<b>TOTAL ADMINISTRATOR</b>	<b>443,809.00</b>	<b>22,466.01</b>	<b>317,668.29</b>	<b>126,140.71</b>	<b>71.58</b>	<b>252,296.98</b>

**CITY OF FITCHBURG  
EXPENDITURES WITH COMPARISON TO BUDGET  
FOR THE 11 MONTHS ENDING NOVEMBER 30, 2021**

**GENERAL FUND**

	BUDGET	PERIOD ACTUAL	YTD ACTUAL	UNEXPENDED	% OF BUDGET	PRIOR YTD
<u>MUNICIPAL COURT</u>						
100-5120-110 SALARIES & WAGES - MUN COURT	116,141.00	8,993.07	106,239.93	9,901.07	91.47	98,816.35
100-5120-120 PT/LTE/SEASONAL WAGES	4,860.00	114.76	368.89	4,491.11	7.59	1,418.81
100-5120-131 FICA	9,308.00	667.12	7,870.62	1,437.38	84.56	7,460.11
100-5120-132 WRS	4,886.00	375.30	4,396.57	489.43	89.98	4,136.57
100-5120-135 LONGEVITY BENEFIT	675.00	.00	675.00	.00	100.00	630.00
100-5120-160 HEALTH INS	19,411.00	1,617.58	18,602.17	808.83	95.83	16,591.21
100-5120-161 LIFE INS	104.00	10.52	96.44	7.56	92.73	69.61
100-5120-162 DISABILITY INS	400.00	.00	.00	400.00	.00	.00
100-5120-163 DENTAL INS	1,331.00	105.66	1,215.09	115.91	91.29	1,112.44
100-5120-245 COMPUTER RELATED REP & MAINT	400.00	.00	.00	400.00	.00	.00
100-5120-290 OTHER CONTRACTUAL SERVICES	2,000.00	.00	528.30	1,471.70	26.42	207.83
100-5120-310 OFFICE SUPPLIES & POSTAGE	3,400.00	47.17	1,357.78	2,042.22	39.93	955.77
100-5120-320 PUBLICATIONS, DUES & SUBSCRIPT	270.00	.00	165.00	105.00	61.11	270.00
100-5120-325 TRAINING & TRAVEL	2,285.00	514.00	2,094.00	191.00	91.64	700.00
100-5120-330 VEHICLE USE REIMBURSEMENT	265.00	.00	171.36	93.64	64.66	.00
100-5120-340 OPERATING MATERIALS & SUPPLIES	3,625.00	375.00	1,625.00	2,000.00	44.83	1,531.66
100-5120-390 OTHER - DOT SUSPENSION FEES	2,000.00	.00	1,041.00	959.00	52.05	.00
100-5120-570 IT OPERATING ISF ALLOCATION	10,875.00	906.25	9,968.75	906.25	91.67	10,120.00
100-5120-572 INSURANCE ISF ALLOCATION	1,205.00	100.42	1,104.62	100.38	91.67	916.63
100-5120-573 IT CAPITAL ISF ALLOCATION	820.00	68.33	751.63	68.37	91.66	742.50
<b>TOTAL MUNICIPAL COURT</b>	<b>184,261.00</b>	<b>13,895.18</b>	<b>158,272.15</b>	<b>25,988.85</b>	<b>85.90</b>	<b>145,679.49</b>
<u>LEGAL SERVICES</u>						
100-5130-110 SALARIES & WAGES - LEGAL DEPT	120,277.00	8,981.96	105,595.66	14,681.34	87.79	97,204.70
100-5130-131 FICA	9,201.00	676.33	7,848.84	1,352.16	85.30	7,018.30
100-5130-132 WRS	8,119.00	606.47	8,366.08	( 247.08)	103.04	6,318.40
100-5130-160 HEALTH INS	19,411.00	1,587.76	18,264.35	1,146.65	94.09	16,116.29
100-5130-161 LIFE INS	101.00	9.15	97.26	3.74	96.30	85.51
100-5130-162 DISABILITY INS	400.00	.00	.00	400.00	.00	.00
100-5130-163 DENTAL INS	1,331.00	103.71	1,193.04	137.96	89.63	1,079.09
100-5130-203 OUTSIDE LEGAL COUNSEL	47,310.00	2,426.00	18,802.20	28,507.80	39.74	22,137.10
100-5130-320 PUBLICATIONS, DUES & SUBSCRIPT	1,550.00	.00	666.85	883.15	43.02	754.36
100-5130-325 TRAINING & TRAVEL	2,000.00	.00	.00	2,000.00	.00	259.00
100-5130-330 VEHICLE USE REIMBURSEMENT	465.00	.00	.00	465.00	.00	123.05
100-5130-340 OPERATING MATERIALS & SUPPLIES	600.00	.00	20.55	579.45	3.43	20.55
100-5130-570 IT OPERATING ISF ALLOCATION	3,810.00	317.50	3,492.50	317.50	91.67	3,387.12
100-5130-572 INSURANCE ISF ALLOCATION	1,265.00	105.42	1,159.62	105.38	91.67	907.50
100-5130-573 IT CAPITAL ISF ALLOCATION	275.00	22.92	252.12	22.88	91.68	247.50
<b>TOTAL LEGAL SERVICES</b>	<b>216,115.00</b>	<b>14,837.22</b>	<b>165,759.07</b>	<b>50,355.93</b>	<b>76.70</b>	<b>155,658.47</b>

**CITY OF FITCHBURG  
EXPENDITURES WITH COMPARISON TO BUDGET  
FOR THE 11 MONTHS ENDING NOVEMBER 30, 2021**

**GENERAL FUND**

	BUDGET	PERIOD ACTUAL	YTD ACTUAL	UNEXPENDED	% OF BUDGET	PRIOR YTD
<u>CLERK'S OFFICE</u>						
100-5142-110 SALARIES & WAGES - CLERKS OFFC	222,506.00	16,858.60	203,396.90	19,109.10	91.41	185,869.56
100-5142-115 OVERTIME WAGES	3,773.00	.00	478.10	3,294.90	12.67	9,313.37
100-5142-120 PT/LTE/SEASONAL WAGES	17,810.00	.00	426.50	17,383.50	2.39	52,568.28
100-5142-131 FICA	17,547.00	1,277.38	14,252.67	3,294.33	81.23	16,237.43
100-5142-132 WRS	15,310.00	1,137.95	13,095.63	2,214.37	85.54	13,735.31
100-5142-135 LONGEVITY BENEFIT	540.00	.00	540.00	.00	100.00	495.00
100-5142-160 HEALTH INS	77,643.00	5,512.80	68,779.72	8,863.28	88.58	66,193.60
100-5142-161 LIFE INS	609.00	55.25	562.15	46.85	92.31	434.76
100-5142-162 DISABILITY INS	1,306.00	.00	.00	1,306.00	.00	.00
100-5142-163 DENTAL INS	5,325.00	422.64	4,649.04	675.96	87.31	4,437.72
100-5142-210 PROFESSIONAL SERVICES	10,275.00	.00	6,225.37	4,049.63	60.59	8,468.80
100-5142-230 POLLING PLACE RENTAL	300.00	.00	.00	300.00	.00	396.00
100-5142-240 REPAIR & MAINT - BY OTHERS	.00	.00	.00	.00	.00	57.99
100-5142-245 COMPUTER RELATED REP & MAINT	1,280.00	.00	1,248.00	32.00	97.50	1,248.00
100-5142-250 PUBLIC NOTICES & ADVERTISEMENT	19,500.00	1,256.46	9,623.28	9,876.72	49.35	10,184.33
100-5142-290 OTHER CONTRACTUAL	360.00	88.54	801.54	( 441.54)	222.65	513.53
100-5142-310 OFFICE SUPPLIES & POSTAGE	3,000.00	39.15	1,829.29	1,170.71	60.98	1,444.44
100-5142-320 PUBLICATIONS, DUES & SUBSCRIPT	610.00	.00	410.00	200.00	67.21	335.00
100-5142-325 TRAINING & TRAVEL	4,380.00	.00	2,293.95	2,086.05	52.37	569.00
100-5142-330 VEHICLE USE REIMBURSEMENT	985.00	.00	.00	985.00	.00	5.75
100-5142-340 OPERATING MATERIALS & SUPPLIES	20.00	.00	212.48	( 192.48)	1,062.40	185.37
100-5142-355 EQUIPMENT OPERATING EXPENSE	10,865.00	688.17	9,931.24	933.76	91.41	9,480.39
100-5142-390 ELECTION COSTS	16,160.00	.00	13,546.46	2,613.54	83.83	56,942.51
100-5142-570 IT OPERATING ISF ALLOCATION	14,525.00	1,210.42	13,314.62	1,210.38	91.67	13,525.38
100-5142-572 INSURANCE ISF ALLOCATION	3,084.00	257.00	2,827.00	257.00	91.67	2,169.75
100-5142-573 IT CAPITAL ISF ALLOCATION	1,090.00	90.83	999.13	90.87	91.66	990.00
<b>TOTAL CLERK'S OFFICE</b>	<b>448,803.00</b>	<b>28,895.19</b>	<b>369,443.07</b>	<b>79,359.93</b>	<b>82.32</b>	<b>455,801.27</b>

**CITY OF FITCHBURG  
EXPENDITURES WITH COMPARISON TO BUDGET  
FOR THE 11 MONTHS ENDING NOVEMBER 30, 2021**

**GENERAL FUND**

	BUDGET	PERIOD ACTUAL	YTD ACTUAL	UNEXPENDED	% OF BUDGET	PRIOR YTD
<b>HUMAN RESOURCES</b>						
100-5143-110 SALARIES & WAGES-HR	140,964.00	10,814.14	127,083.36	13,880.64	90.15	118,635.83
100-5143-131 FICA	10,802.00	788.75	9,180.41	1,621.59	84.99	8,596.90
100-5143-132 WRS	9,531.00	729.96	8,597.66	933.34	90.21	8,457.85
100-5143-135 LONGEVITY	241.00	.00	288.00	( 47.00)	119.50	204.75
100-5143-160 HEALTH INS	36,147.00	3,098.28	35,630.22	516.78	98.57	32,082.82
100-5143-161 LIFE INS	310.00	29.90	340.31	( 30.31)	109.78	263.37
100-5143-162 DISABILITY INS	691.00	.00	.00	691.00	.00	.00
100-5143-163 DENTAL INS	2,396.00	190.20	2,187.30	208.70	91.29	1,997.10
100-5143-210 PROFESSIONAL SERVICES	1,550.00	.00	.00	1,550.00	.00	139.92
100-5143-245 COMPUTER RELATED REP & MAINT	12,875.00	.00	11,872.78	1,002.22	92.22	9,492.53
100-5143-250 RECRUITMENT & TEST - GEN	3,139.00	136.57	5,275.31	( 2,136.31)	168.06	853.54
100-5143-251 RECRUITMENT & TEST - PD	10,500.00	850.00	12,360.57	( 1,860.57)	117.72	1,807.91
100-5143-252 RECRUITMENT & TEST - FD	5,500.00	78.64	276.64	5,223.36	5.03	133.00
100-5143-253 RECRUITMENT & TEST - HIGHWAY	1,000.00	.00	1,559.18	( 559.18)	155.92	524.49
100-5143-290 OTHER CONTRACTUAL SERVICES	5,590.00	528.65	6,575.90	( 985.90)	117.64	6,920.00
100-5143-310 OFFICE SUPPLIES & POSTAGE	500.00	12.16	219.85	280.15	43.97	233.75
100-5143-320 PUBLICATIONS, DUES & SUBSCRIPT	520.00	.00	529.00	( 9.00)	101.73	529.00
100-5143-325 TRAINING & TRAVEL	2,600.00	49.00	2,267.00	333.00	87.19	1,189.09
100-5143-330 VEHICLE USE REIMBURSEMENT	205.00	.00	.00	205.00	.00	20.70
100-5143-340 OPERATING MATERIALS & SUPP	1,000.00	320.00	762.89	237.11	76.29	522.41
100-5143-355 EQUIPMENT OPERATING EXPENSE	2,000.00	359.76	359.76	1,640.24	17.99	1,336.54
100-5143-570 IT OPERATING ISF ALLOCATION	7,585.00	632.08	6,952.88	632.12	91.67	6,732.88
100-5143-572 INSURANCE ISF ALLOCATION	1,525.00	127.08	1,397.88	127.12	91.66	1,061.50
100-5143-573 IT CAPITAL ISF ALLOCATION	545.00	45.42	499.62	45.38	91.67	495.00
<b>TOTAL HUMAN RESOURCES</b>	<b>257,716.00</b>	<b>18,790.59</b>	<b>234,216.52</b>	<b>23,499.48</b>	<b>90.88</b>	<b>202,230.88</b>

**CITY OF FITCHBURG  
EXPENDITURES WITH COMPARISON TO BUDGET  
FOR THE 11 MONTHS ENDING NOVEMBER 30, 2021**

**GENERAL FUND**

	BUDGET	PERIOD ACTUAL	YTD ACTUAL	UNEXPENDED	% OF BUDGET	PRIOR YTD
<u>SUSTAINABILITY</u>						
100-5144-110 SALARIES & WAGES-SUSTAIN/HNI	31,135.00	2,538.91	27,683.86	3,451.14	88.92	26,339.02
100-5144-115 OVERTIME	.00	.00	67.08 (	67.08)	.00	.00
100-5144-120 PT/LTE/SEASONAL	12,985.00	682.41	9,828.76	3,156.24	75.69	9,163.48
100-5144-131 FICA	3,375.00	243.51	2,841.30	533.70	84.19	2,693.67
100-5144-132 WRS	2,102.00	171.37	1,873.20	228.80	89.12	1,777.87
100-5144-160 HEALTH INS	3,976.00	331.34	3,810.35	165.65	95.83	3,388.00
100-5144-161 LIFE INS	26.00	2.66	29.51 (	3.51)	113.50	25.18
100-5144-162 DISABILITY INS	193.00	.00	.00	193.00	.00	.00
100-5144-163 DENTAL INS	242.00	19.20	220.80	21.20	91.24	201.60
100-5144-210 PROFESSIONAL SERVICES	42,890.00	.00	2,450.00	40,440.00	5.71	2,450.00
100-5144-310 OFFICE SUPPLIES & POSTAGE	.00	.00	.00	.00	.00	16.64
100-5144-320 PUBLICATIONS, DUES & SUBSCRIPT	395.00	150.00	425.00 (	30.00)	107.59	150.00
100-5144-325 TRAINING & TRAVEL	640.00	.00	165.00	475.00	25.78	51.99
100-5144-340 OPERATING MATERIALS & SUPP	5,320.00	.00	618.00	4,702.00	11.62	.00
100-5144-389 HNI GRANTS TO OTHERS	142,003.00	.00	44,337.71	97,665.29	31.22	31,432.89
100-5144-570 IT OPERATING ISF ALLOCATION	2,520.00	210.00	2,310.00	210.00	91.67	8,369.13
100-5144-572 INSURANCE ISF ALLOCATION	2,080.00	173.33	1,906.63	173.37	91.66	1,462.12
100-5144-573 IT CAPITAL ISF ALLOCATION	85.00	7.08	77.88	7.12	91.62	385.00
<b>TOTAL SUSTAINABILITY</b>	<b>249,967.00</b>	<b>4,529.81</b>	<b>98,645.08</b>	<b>151,321.92</b>	<b>39.46</b>	<b>87,906.59</b>
<u>FINANCE &amp; TREASURY</u>						
100-5152-110 SALARIES & WAGES - FINANCE	221,259.00	16,921.49	195,827.47	25,431.53	88.51	189,659.79
100-5152-115 OVERTIME WAGES	1,051.00	.00	7,622.78 (	6,571.78)	725.29	.00
100-5152-120 PT/LTE/SEASONAL WAGES	2,700.00	.00	1,513.81	1,186.19	56.07	783.25
100-5152-131 FICA	17,412.00	1,236.91	15,100.71	2,311.29	86.73	14,137.74
100-5152-132 WRS	15,181.00	1,143.41	13,496.97	1,684.03	88.91	13,119.16
100-5152-135 LONGEVITY BENEFIT	1,692.00	.00	3,048.75 (	1,356.75)	180.19	1,617.75
100-5152-160 HEALTH INS	55,321.00	4,506.98	46,976.21	8,344.79	84.92	36,327.63
100-5152-161 LIFE INS	569.00	35.90	360.62	208.38	63.38	590.02
100-5152-162 DISABILITY INS	924.00	.00	.00	924.00	.00	.00
100-5152-163 DENTAL INS	3,794.00	294.39	3,153.09	640.91	83.11	3,098.07
100-5152-212 AUDIT & FINANCIAL CONSULTING	48,220.00	.00	29,020.00	19,200.00	60.18	26,806.00
100-5152-245 COMPUTER RELATED - REP & MAINT	54,925.00	3,312.86	47,321.19	7,603.81	86.16	45,852.00
100-5152-290 OTHER CONTRACTUAL	1,100.00	.00	.00	1,100.00	.00	966.00
100-5152-310 OFFICE SUPPLIES & POSTAGE	5,700.00	3,561.07	5,086.77	613.23	89.24	5,517.36
100-5152-320 PUBLICATIONS, DUES & SUBSCRIPT	745.00	.00	665.00	80.00	89.26	585.00
100-5152-325 TRAINING & TRAVEL	4,900.00	85.00	780.00	4,120.00	15.92	733.00
100-5152-330 VEHICLE USE REIMBURSEMENT	700.00	.00	.00	700.00	.00	.00
100-5152-340 OPERATING MATERIALS & SUPPLIES	2,350.00	40.00	67.51	2,282.49	2.87	97.90
100-5152-570 IT OPERATING ISF ALLOCATION	10,835.00	902.92	9,932.12	902.88	91.67	10,142.88
100-5152-572 INSURANCE ISF ALLOCATION	2,870.00	239.17	2,630.87	239.13	91.67	2,048.75
100-5152-573 IT CAPITAL ISF ALLOCATION	775.00	64.58	710.38	64.62	91.66	705.87
<b>TOTAL FINANCE &amp; TREASURY</b>	<b>453,023.00</b>	<b>32,344.68</b>	<b>383,314.25</b>	<b>69,708.75</b>	<b>84.61</b>	<b>352,788.17</b>

**CITY OF FITCHBURG  
EXPENDITURES WITH COMPARISON TO BUDGET  
FOR THE 11 MONTHS ENDING NOVEMBER 30, 2021**

**GENERAL FUND**

	BUDGET	PERIOD ACTUAL	YTD ACTUAL	UNEXPENDED	% OF BUDGET	PRIOR YTD
<u>ASSESSING</u>						
100-5153-110 SALARIES & WAGES-ASSESSORS OF	284,887.00	17,082.50	210,115.94	74,771.06	73.75	247,931.27
100-5153-115 OVERTIME WAGES	3,187.00	.00	361.83	2,825.17	11.35	3,637.94
100-5153-120 PT/LTE/SEASONAL	3,256.00	.00	2,779.54	476.46	85.37	945.00
100-5153-131 FICA	23,112.00	1,338.58	16,031.89	7,080.11	69.37	19,237.03
100-5153-132 WRS	19,820.00	1,154.44	14,018.56	5,801.44	70.73	16,811.88
100-5153-140 PER DIEMS - BOR	270.00	.00	.00	270.00	.00	.00
100-5153-160 HEALTH INS	57,153.00	3,773.19	47,451.68	9,701.32	83.03	55,670.97
100-5153-161 LIFE INS	932.00	101.41	921.96	10.04	98.92	( 1,068.90)
100-5153-162 DISABILITY INS	1,528.00	.00	.00	1,528.00	.00	.00
100-5153-163 DENTAL INS	4,276.00	241.61	3,027.22	1,248.78	70.80	3,734.02
100-5153-210 PROFESSIONAL SERVICES	13,500.00	.00	28,614.75	( 15,114.75)	211.96	750.00
100-5153-245 COMPUTER RELATED - REP & MAINT	11,250.00	.00	9,233.27	2,016.73	82.07	9,316.92
100-5153-290 OTHER CONTRACTUAL	35,800.00	.00	1,184.97	34,615.03	3.31	19,966.81
100-5153-310 OFFICE SUPPLIES & POSTAGE	6,300.00	148.93	3,977.02	2,322.98	63.13	4,964.39
100-5153-320 PUBLICATIONS, DUES & SUBSCRIPT	5,720.00	.00	5,656.20	63.80	98.88	896.20
100-5153-323 UNIFORMS & PROTECTIVE GEAR	160.00	.00	.00	160.00	.00	.00
100-5153-325 TRAINING & TRAVEL	8,380.00	.00	7,020.00	1,360.00	83.77	445.00
100-5153-330 VEHICLE USE REIMBURSEMENT	3,015.00	456.96	570.92	2,444.08	18.94	361.68
100-5153-340 OPERATING MATERIALS & SUPPLIES	300.00	.00	93.17	206.83	31.06	220.40
100-5153-570 IT OPERATING ISF ALLOCATION	15,150.00	1,262.50	13,887.50	1,262.50	91.67	13,470.38
100-5153-572 INSURANCE ISF ALLOCATION	9,959.00	829.92	9,129.12	829.88	91.67	8,121.63
100-5153-573 IT CAPITAL ISF ALLOCATION	1,090.00	90.83	999.13	90.87	91.66	990.00
<b>TOTAL ASSESSING</b>	<b>509,045.00</b>	<b>26,480.87</b>	<b>375,074.67</b>	<b>133,970.33</b>	<b>73.68</b>	<b>406,402.62</b>
<u>BLDGS &amp; GROUNDS - SAFETY BLDG</u>						
100-5162-240 REPAIRS & MAINT - BY OTHERS	13,050.00	29.75	4,560.56	8,489.44	34.95	3,953.97
100-5162-350 REPAIR & MAINT SUPPLIES	2,000.00	.00	77.28	1,922.72	3.86	.00
100-5162-360 BLDG CUSTODIAL SUPPLIES	2,000.00	.00	.00	2,000.00	.00	204.31
100-5162-365 UTILITIES	30,000.00	813.04	15,668.26	14,331.74	52.23	16,062.85
<b>TOTAL BLDGS &amp; GROUNDS - SAFETY</b>	<b>47,050.00</b>	<b>842.79</b>	<b>20,306.10</b>	<b>26,743.90</b>	<b>43.16</b>	<b>20,221.13</b>
<u>BLDGS &amp; GROUNDS - MAINT BLDG</u>						
100-5164-240 REPAIRS & MAINTENANCE BY OTHER	22,630.00	2,650.12	10,191.72	12,438.28	45.04	8,866.45
100-5164-350 REPAIR & MAINTENANCE SUPPLIES	3,000.00	1,273.96	2,421.07	578.93	80.70	3,457.56
100-5164-360 BLDG CUSTODIAL SUPPLIES	500.00	.00	419.63	80.37	83.93	66.82
100-5164-365 UTILITIES	26,135.00	1,401.53	20,866.38	5,268.62	79.84	16,580.48
<b>TOTAL BLDGS &amp; GROUNDS - MAINT B</b>	<b>52,265.00</b>	<b>5,325.61</b>	<b>33,898.80</b>	<b>18,366.20</b>	<b>64.86</b>	<b>28,971.31</b>

**CITY OF FITCHBURG  
EXPENDITURES WITH COMPARISON TO BUDGET  
FOR THE 11 MONTHS ENDING NOVEMBER 30, 2021**

**GENERAL FUND**

	BUDGET	PERIOD ACTUAL	YTD ACTUAL	UNEXPENDED	% OF BUDGET	PRIOR YTD
<u>BLDGS &amp; GROUNDS-NEW CITY HALL</u>						
100-5165-110 SALARIES & WAGES-NEW CITY HALL	168,054.00	13,068.80	147,366.79	20,687.21	87.69	141,530.95
100-5165-115 OVERTIME	5,430.00	.00	787.68	4,642.32	14.51	414.95
100-5165-131 FICA	13,375.00	967.69	11,074.02	2,300.98	82.80	10,549.24
100-5165-132 WRS	10,622.00	780.72	9,052.36	1,569.64	85.22	8,693.52
100-5165-135 LONGEVITY	1,350.00	.00	1,350.00	.00	100.00	1,260.00
100-5165-160 HEALTH INS	31,292.00	2,607.66	29,988.10	1,303.90	95.83	26,672.14
100-5165-161 LIFE INS	601.00	59.06	640.19	( 39.19)	106.52	514.92
100-5165-162 DISABILITY INS	853.00	.00	.00	853.00	.00	.00
100-5165-163 DENTAL INS	2,054.00	163.04	1,874.97	179.03	91.28	1,711.93
100-5165-240 REPAIR & MAINT - BY OTHERS	27,700.00	860.45	25,439.36	2,260.64	91.84	17,100.64
100-5165-290 OTHER CONTRACTUAL SERVICES	375.00	26.64	294.34	80.66	78.49	13,514.64
100-5165-323 UNIFORMS & PROTECTIVE GEAR	400.00	.00	205.48	194.52	51.37	237.09
100-5165-335 VEHICLE EXPENSE	1,000.00	54.57	503.74	496.26	50.37	955.95
100-5165-340 OPERATING MATERIALS & SUPPLIES	.00	.00	.00	.00	.00	639.64
100-5165-350 REPAIR AND MAINT SUPPLIES	9,000.00	1,243.86	6,225.83	2,774.17	69.18	7,966.71
100-5165-355 EQUIPMENT EXPENSE	1,500.00	674.59	674.59	825.41	44.97	.00
100-5165-360 BLDG CUSTODIAL SUPPLIES	10,000.00	316.80	3,578.66	6,421.34	35.79	7,097.41
100-5165-365 UTILITIES	105,000.00	7,663.51	77,238.51	27,761.49	73.56	66,629.07
100-5165-570 IT OPERATING ISF ALLOCATION	11,545.00	962.08	10,582.88	962.12	91.67	10,340.00
100-5165-572 INSURANCE ISF ALLOCATION	19,115.00	1,592.92	17,522.12	1,592.88	91.67	15,610.87
100-5165-573 IT CAPITAL ISF ALLOCATION	680.00	56.67	623.37	56.63	91.67	618.75
<b>TOTAL BLDGS &amp; GROUNDS-NEW CITY</b>	<b>419,946.00</b>	<b>31,099.06</b>	<b>345,022.99</b>	<b>74,923.01</b>	<b>82.16</b>	<b>332,058.42</b>
<u>BLDGS &amp; GRNDS-POLICE EVIDENCE</u>						
100-5166-240 REPAIRS & MAINT - BY OTHERS	7,000.00	55.00	3,393.69	3,606.31	48.48	4,636.03
100-5166-350 REPAIR & MAINT SUPPLIES	500.00	.00	.00	500.00	.00	.00
100-5166-365 UTILITIES	5,200.00	117.17	1,792.34	3,407.66	34.47	2,183.77
<b>TOTAL BLDGS &amp; GRNDS-POLICE EVID</b>	<b>12,700.00</b>	<b>172.17</b>	<b>5,186.03</b>	<b>7,513.97</b>	<b>40.83</b>	<b>6,819.80</b>
<u>BLDGS &amp; GROUNDS - FS #2 MKTPL</u>						
100-5167-240 REPAIRS & MAINT - BY OTHERS	16,700.00	.00	5,707.24	10,992.76	34.18	6,294.34
100-5167-350 REPAIR & MAINT SUPPLIES	3,500.00	.00	.00	3,500.00	.00	1,642.93
100-5167-355 EQUIPMENT EXPENSE	1,500.00	.00	.00	1,500.00	.00	149.99
100-5167-360 BLDG CUSTODIAL SUPPLIES	4,400.00	167.96	2,845.80	1,554.20	64.68	3,475.12
100-5167-365 UTILITIES	28,400.00	1,432.30	16,813.12	11,586.88	59.20	14,356.75
<b>TOTAL BLDGS &amp; GROUNDS - FS #2 M</b>	<b>54,500.00</b>	<b>1,600.26</b>	<b>25,366.16</b>	<b>29,133.84</b>	<b>46.54</b>	<b>25,919.13</b>

**CITY OF FITCHBURG  
EXPENDITURES WITH COMPARISON TO BUDGET  
FOR THE 11 MONTHS ENDING NOVEMBER 30, 2021**

**GENERAL FUND**

	BUDGET	PERIOD ACTUAL	YTD ACTUAL	UNEXPENDED	% OF BUDGET	PRIOR YTD
<b>BLDGS &amp; GROUNDS - FS#3 UPTOWN</b>						
100-5168-240 REPAIRS & MAINT - BY OTHERS	14,350.00	.00	4,834.39	9,515.61	33.69	3,523.23
100-5168-350 REPAIR & MAINT SUPPLIES	2,500.00	.00	92.78	2,407.22	3.71	1,951.08
100-5168-355 EQUIPMENT EXPENSE	2,000.00	.00	.00	2,000.00	.00	.00
100-5168-360 BLDG CUSTODIAL SUPPLIES	4,000.00	167.95	2,298.62	1,701.38	57.47	2,023.21
100-5168-365 UTILITIES	28,400.00	2,386.45	25,122.06	3,277.94	88.46	27,472.76
<b>TOTAL BLDGS &amp; GROUNDS - FS#3 UP</b>	<b>51,250.00</b>	<b>2,554.40</b>	<b>32,347.85</b>	<b>18,902.15</b>	<b>63.12</b>	<b>34,970.28</b>
<b>INTERDEPARTMENTAL - OTHER</b>						
100-5190-131 FICA	10,900.00	548.02	10,891.87	8.13	99.93	10,871.47
100-5190-132 WRS	.00	.00	240.78 (	240.78)	.00	.00
100-5190-189 EMPLOYEE RETIREMENT RESERVE	142,000.00	6,964.34	132,782.10	9,217.90	93.51	142,111.85
100-5190-255 DEBT COLLECTION EXPENSE	4,000.00	439.22	644.19	3,355.81	16.10	730.55
100-5190-310 OFFICE SUPPLIES - INTERDEPT	14,000.00	4.87	5,173.64	8,826.36	36.95	9,479.05
100-5190-311 POSTAGE CLEARING - INTERDEPT	.00 (	414.64) (	1,421.37)	1,421.37	.00 (	2,738.35)
100-5190-325 TRAINING & TRAVEL	.00	.00	130.00 (	130.00)	.00	.00
100-5190-349 LOSS PD BY INSURANCE RECOVERY	.00	.00	.00	.00	.00	2,126.66
100-5190-380 EMPLOYEE RECOG & MEMORIALS	4,010.00	185.11	360.91	3,649.09	9.00	215.66
100-5190-381 SAFETY & HEALTH PROGRAMS	340.00	259.09	323.07	16.93	95.02	.00
100-5190-730 ILLEGAL TAXES, REFUND OF TAXES	.00	.00	120.30 (	120.30)	.00	2.23
100-5190-900 CONTINGENCY - UNDESIGNATED	12,500.00	.00	.00	12,500.00	.00	.00
100-5190-991 BAD DEBT EXPENSE	3,000.00	.00	.00	3,000.00	.00	254.29
<b>TOTAL INTERDEPARTMENTAL - OTHE</b>	<b>190,750.00</b>	<b>7,986.01</b>	<b>149,245.49</b>	<b>41,504.51</b>	<b>78.24</b>	<b>163,053.41</b>



**CITY OF FITCHBURG  
EXPENDITURES WITH COMPARISON TO BUDGET  
FOR THE 11 MONTHS ENDING NOVEMBER 30, 2021**

**GENERAL FUND**

	BUDGET	PERIOD ACTUAL	YTD ACTUAL	UNEXPENDED	% OF BUDGET	PRIOR YTD
<b>LAW ENFORCEMENT</b>						
100-5210-110 SALARIES & WAGES - POLICE	4,885,141.00	372,044.70	4,292,189.70	592,951.30	87.86	4,133,871.28
100-5210-115 OVERTIME	227,591.00	32,537.75	348,910.54	( 121,319.54)	153.31	206,715.99
100-5210-120 PT/LTE/SEASONAL WAGES	63,286.00	3,269.60	49,931.34	13,354.66	78.90	42,247.22
100-5210-125 SHIFT DIFFERENTIAL	21,024.00	2,017.55	21,044.65	( 20.65)	100.10	20,808.75
100-5210-131 FICA	403,246.00	31,140.82	355,906.21	47,339.79	88.26	332,214.07
100-5210-132 WRS	587,096.00	45,944.40	538,481.39	48,614.61	91.72	490,321.24
100-5210-135 LONGEVITY	26,490.00	.00	27,465.00	( 975.00)	103.68	23,940.00
100-5210-160 HEALTH INS	1,002,507.00	80,116.90	926,103.70	76,403.30	92.38	845,136.71
100-5210-161 LIFE INS	7,097.00	630.02	6,687.06	409.94	94.22	5,900.51
100-5210-162 DISABILITY INS	( 9,205.00)	.00	.00	( 9,205.00)	.00	.00
100-5210-163 DENTAL INS	67,027.00	5,366.86	61,310.71	5,716.29	91.47	57,081.19
100-5210-190 HOLIDAY PREMIUM	29,618.00	4,847.00	28,101.85	1,516.15	94.88	24,320.85
100-5210-210 PROFESSIONAL SERVICES	16,000.00	348.82	11,295.55	4,704.45	70.60	66,016.16
100-5210-240 REPAIRS & MAINT - BY OTHERS	14,500.00	193.68	7,234.53	7,265.47	49.89	8,101.88
100-5210-245 COMPUTER RELATED - REP & MAINT	9,905.00	.00	9,821.88	83.12	99.16	9,006.20
100-5210-260 POLICE VEHICLE LEASE PROGRAM	105,830.00	.00	104,812.00	1,018.00	99.04	110,323.26
100-5210-290 OTHER CONTRACTUAL/CROSS GUAR	5,500.00	.00	.00	5,500.00	.00	4,662.49
100-5210-310 OFFICE SUPPLIES & POSTAGE	13,000.00	1,605.37	9,310.01	3,689.99	71.62	8,657.24
100-5210-320 PUBLICATIONS, DUES & SUBSCRIPT	2,000.00	.00	1,173.75	826.25	58.69	951.00
100-5210-323 UNIFORMS & PROTECTIVE GEAR	40,390.00	4,358.64	24,018.07	16,371.93	59.47	23,384.59
100-5210-324 PROTECTIVE GEAR	24,000.00	.00	17,440.13	6,559.87	72.67	.00
100-5210-325 TRAINING & TRAVEL	42,900.00	2,630.20	21,716.20	21,183.80	50.62	15,657.06
100-5210-326 TUITION REIMBURSEMENT	8,090.00	.00	.00	8,090.00	.00	841.42
100-5210-327 YMCA MEMBERSHIP	8,270.00	739.93	5,591.25	2,678.75	67.61	4,625.26
100-5210-330 VEHICLE USE REIMBURSEMENT	200.00	.00	.00	200.00	.00	.00
100-5210-335 VEHICLE EXPENSE (G&O, REPAIRS)	182,690.00	10,501.29	112,336.20	70,353.80	61.49	103,498.25
100-5210-340 OPERATING MATERIALS & SUPPLIES	39,500.00	157.84	21,484.80	18,015.20	54.39	5,682.47
100-5210-345 PUBLIC INFORMATION & EDUCATION	11,000.00	102.23	2,594.72	8,405.28	23.59	103.85
100-5210-350 REPAIR & MAINT SUPPLIES	2,500.00	.00	242.60	2,257.40	9.70	2,301.61
100-5210-355 EQUIPMENT EXPENSE	130,390.00	187.56	6,543.33	123,846.67	5.02	15,547.32
100-5210-360 BUILDING REPAIRS & MAINTENANCE	.00	.00	17.96	( 17.96)	.00	.00
100-5210-363 COMMUNICATIONS EXPENSE	2,500.00	.00	1,030.95	1,469.05	41.24	6,744.31
100-5210-383 FIREARMS & AMMUNITION	.00	.00	.00	.00	.00	30,278.11
100-5210-384 INVESTIGATIVE SUPPLIES	25,670.00	2,606.38	17,702.30	7,967.70	68.96	15,456.25
100-5210-392 K-9 UNIT	1,800.00	.00	.00	1,800.00	.00	.00
100-5210-570 IT OPERATING ISF ALLOCATION	260,150.00	21,679.17	238,990.87	21,159.13	91.87	239,107.88
100-5210-571 MPSIS ALLOCATION	157,270.00	.00	157,267.71	2.29	100.00	151,565.74
100-5210-572 INSURANCE ISF ALLOCATION	166,365.00	13,863.75	152,501.25	13,863.75	91.67	122,860.87
100-5210-573 IT CAPITAL ISF ALLOCATION	31,850.00	2,654.17	29,195.87	2,654.13	91.67	29,026.25
<b>TOTAL LAW ENFORCEMENT</b>	<b>8,613,188.00</b>	<b>639,544.63</b>	<b>7,608,454.08</b>	<b>1,004,733.92</b>	<b>88.33</b>	<b>7,156,957.28</b>

**CITY OF FITCHBURG  
EXPENDITURES WITH COMPARISON TO BUDGET  
FOR THE 11 MONTHS ENDING NOVEMBER 30, 2021**

**GENERAL FUND**

	BUDGET	PERIOD ACTUAL	YTD ACTUAL	UNEXPENDED	% OF BUDGET	PRIOR YTD
<b>FIRE DEPARTMENT</b>						
100-5220-110 SALARIES & WAGES - FIRE DEPT	1,157,148.00	87,758.23	1,048,770.73	108,377.27	90.63	983,737.60
100-5220-115 OVERTIME	100,209.00	7,777.57	90,010.00	10,199.00	89.82	57,058.50
100-5220-120 PT/LTE/SEASONAL WAGES	23,400.00	2,683.84	23,653.86 (	253.86)	101.08	17,550.00
100-5220-131 FICA	148,172.00	10,578.03	123,754.19	24,417.81	83.52	114,729.32
100-5220-132 WRS	219,295.00	13,981.40	165,750.39	53,544.61	75.58	149,949.54
100-5220-135 LONGEVITY	7,335.00	.00	7,920.00 (	585.00)	107.98	6,930.00
100-5220-150 POC SERVICES	643,761.00	43,596.68	483,063.00	160,698.00	75.04	457,549.92
100-5220-160 HEALTH INS	278,610.00	23,631.57	268,999.07	9,610.93	96.55	239,209.84
100-5220-161 LIFE INS	2,254.00	186.26	1,973.60	280.40	87.56	1,386.19
100-5220-162 DISABILITY INS	5,979.00	.00	.00	5,979.00	.00	.00
100-5220-163 DENTAL INS	16,091.00	1,277.04	14,713.69	1,377.31	91.44	13,419.39
100-5220-190 HOLIDAY PREMIUM	5,038.00	626.15	4,812.48	225.52	95.52	4,187.04
100-5220-240 REPAIRS & MAINT - BY OTHERS	12,000.00	4,656.13	12,494.06 (	494.06)	104.12	15,898.37
100-5220-245 COMPUTER RELATED - REP & MAINT	15,650.00	.00	14,232.69	1,417.31	90.94	10,565.64
100-5220-250 PUBLIC NOTICES/ADS	500.00	.00	.00	500.00	.00	.00
100-5220-290 OTHER CONTRACTUAL SERVICES	3,520.00	.00	2,406.50	1,113.50	68.37	.00
100-5220-310 OFFICE SUPPLIES & POSTAGE	3,000.00	152.91	2,439.19	560.81	81.31	1,441.64
100-5220-320 PUBLICATIONS, DUES & SUBSCRIPT	7,355.00	.00	6,040.50	1,314.50	82.13	6,946.31
100-5220-323 UNIFORMS	25,000.00	1,379.37	16,682.85	8,317.15	66.73	11,260.21
100-5220-324 PROTECTIVE GEAR	58,000.00	20,829.69	51,143.73	6,856.27	88.18	53,216.71
100-5220-325 TRAINING & TRAVEL	18,500.00	1,779.58	14,708.77	3,791.23	79.51	17,425.76
100-5220-326 TUITION REIMBURSEMENT	18,000.00	.00	8,925.92	9,074.08	49.59	5,320.73
100-5220-330 VEHICLE USE REIMBURSEMENT	205.00	.00	.00	205.00	.00	.00
100-5220-335 VEHICLE EXPENSE (G&O, REPAIRS)	75,540.00	8,855.55	63,162.08	12,377.92	83.61	46,177.84
100-5220-340 OPERATING MATERIALS & SUPPLIES	8,500.00	215.07	8,354.09	145.91	98.28	7,458.36
100-5220-341 MEDICAL/EMS SUPPLIES	6,500.00	804.00	5,105.15	1,394.85	78.54	4,561.57
100-5220-345 PUBLIC INFORMATION & EDUCATION	5,000.00	.00	4,109.99	890.01	82.20	4,642.44
100-5220-350 REPAIR & MAINT SUPPLIES	3,000.00	193.54	2,462.00	538.00	82.07	2,435.82
100-5220-355 EQUIPMENT EXPENSE	31,000.00	3,119.64	17,934.49	13,065.51	57.85	22,626.45
100-5220-363 COMMUNICATIONS EXPENSE	10,500.00	.00	273.00	10,227.00	2.60	419.95
100-5220-365 TELEPHONE	5,350.00	510.30	5,457.34 (	107.34)	102.01	5,232.32
100-5220-570 IT OPERATING ISF ALLOCATION	118,805.00	9,900.42	108,904.62	9,900.38	91.67	110,151.25
100-5220-572 INSURANCE ISF ALLOCATION	109,260.00	9,105.00	100,155.00	9,105.00	91.67	91,130.38
100-5220-573 IT CAPITAL ISF ALLOCATION	14,340.00	1,195.00	13,145.00	1,195.00	91.67	13,085.38
<b>TOTAL FIRE DEPARTMENT</b>	<b>3,156,817.00</b>	<b>254,792.97</b>	<b>2,691,557.98</b>	<b>465,259.02</b>	<b>85.26</b>	<b>2,475,704.47</b>

**CITY OF FITCHBURG  
EXPENDITURES WITH COMPARISON TO BUDGET  
FOR THE 11 MONTHS ENDING NOVEMBER 30, 2021**

**GENERAL FUND**

	BUDGET	PERIOD ACTUAL	YTD ACTUAL	UNEXPENDED	% OF BUDGET	PRIOR YTD
<u>BUILDING INSPECTION</u>						
100-5240-110 SALARIES & WAGES - BLDG INSP	251,948.00	22,753.56	229,787.91	22,160.09	91.20	211,697.65
100-5240-115 OVERTIME	3,034.00	.00	367.92	2,666.08	12.13	221.50
100-5240-131 FICA	19,706.00	1,580.82	16,801.17	2,904.83	85.26	15,572.02
100-5240-132 WRS	17,387.00	1,469.27	15,699.90	1,687.10	90.30	14,471.47
100-5240-135 LONGEVITY	2,610.00	.00	2,610.00	.00	100.00	2,475.00
100-5240-160 HEALTH INS	48,722.00	4,060.18	46,692.25	2,029.75	95.83	41,533.13
100-5240-161 LIFE INS	1,309.00	116.76	1,134.36	174.64	86.66	868.24
100-5240-162 DISABILITY INS	1,280.00	.00	.00	1,280.00	.00	.00
100-5240-163 DENTAL INS	4,115.00	326.54	3,755.21	359.79	91.26	3,428.67
100-5240-245 COMPUTER RELATED - REP & MAINT	7,000.00	.00	6,750.00	250.00	96.43	6,781.18
100-5240-290 OTHER CONTRACTUAL SERVICES	.00	.00	.00	.00	.00	150.00
100-5240-310 OFFICE SUPPLIES & POSTAGE	500.00	11.57	646.12 (	146.12)	129.22	4,322.85
100-5240-320 PUBLICATIONS, DUES & SUBSCRIPT	900.00	.00	634.00	266.00	70.44	486.10
100-5240-323 UNIFORMS & PROTECTIVE GEAR	1,000.00	.00	89.99	910.01	9.00	419.65
100-5240-325 TRAINING & TRAVEL	4,000.00	672.84	4,105.84 (	105.84)	102.65	1,943.00
100-5240-335 VEHICLE EXPENSE (GAS & OIL)	3,340.00	105.92	1,569.94	1,770.06	47.00	1,483.76
100-5240-340 OPERATING MATERIALS & SUPPLIES	4,000.00	.00	4,134.48 (	134.48)	103.36	178.82
100-5240-345 PUBLIC INFORMATION & EDUCATION	200.00	.00	.00	200.00	.00	.00
100-5240-355 EQUIPMENT EXPENSE	.00	.00	179.99 (	179.99)	.00	.00
100-5240-570 IT OPERATING ISF ALLOCATION	14,665.00	1,222.08	13,442.88	1,222.12	91.67	13,767.50
100-5240-572 INSURANCE ISF ALLOCATION	9,760.00	813.33	8,946.63	813.37	91.67	7,642.13
100-5240-573 IT CAPITAL ISF ALLOCATION	885.00	73.75	811.25	73.75	91.67	802.12
<b>TOTAL BUILDING INSPECTION</b>	<b>396,361.00</b>	<b>33,206.62</b>	<b>358,159.84</b>	<b>38,201.16</b>	<b>90.36</b>	<b>328,244.79</b>
<u>OTHER PUBLIC SAFETY</u>						
100-5290-131 FICA	.00	.00	5.74 (	5.74)	.00	.00
100-5290-140 PER DIEMS - POLICE & FIRE COMM	1,500.00	.00	75.00	1,425.00	5.00	.00
100-5290-265 WEIGHTS & MEASURES	4,800.00	.00	3,600.00	1,200.00	75.00	3,600.00
100-5290-269 DANE COM/ANALOG TACTICAL	219,800.00	789.18	174,485.38	45,314.62	79.38	174,371.68
100-5290-270 FITCHRONA EMS CONTRIBUTION	721,647.00	.00	721,647.00	.00	100.00	684,418.00
100-5290-325 TRAINING & TRAVEL	.00	.00	.00	.00	.00	75.00
<b>TOTAL OTHER PUBLIC SAFETY</b>	<b>947,747.00</b>	<b>789.18</b>	<b>899,813.12</b>	<b>47,933.88</b>	<b>94.94</b>	<b>862,464.68</b>

**CITY OF FITCHBURG  
EXPENDITURES WITH COMPARISON TO BUDGET  
FOR THE 11 MONTHS ENDING NOVEMBER 30, 2021**

**GENERAL FUND**

	BUDGET	PERIOD ACTUAL	YTD ACTUAL	UNEXPENDED	% OF BUDGET	PRIOR YTD
<b>PUBLIC WORKS</b>						
100-5300-110 SALARIES & WAGES - PUBLIC WKS	760,321.00	62,662.86	688,914.37	71,406.63	90.61	568,057.32
100-5300-115 OVERTIME	34,752.00	169.26	25,898.23	8,853.77	74.52	17,978.21
100-5300-120 PT/LTE/SEASONAL WAGES	13,500.00	14.75	7,730.18	5,769.82	57.26	7,408.30
100-5300-131 FICA	62,411.00	4,525.20	53,708.99	8,702.01	86.06	44,683.09
100-5300-132 WRS	54,096.00	4,091.15	48,030.78	6,065.22	88.79	39,600.55
100-5300-135 LONGEVITY	3,260.00	.00	3,735.00	( 475.00)	114.57	3,487.50
100-5300-140 PER DIEMS - BD OF PUBLIC WKS	1,580.00	.00	.00	1,580.00	.00	50.00
100-5300-160 HEALTH INS	172,431.00	15,711.31	171,608.99	822.01	99.52	126,509.02
100-5300-161 LIFE INS	1,530.00	126.14	1,361.90	168.10	89.01	1,119.57
100-5300-162 DISABILITY INS	4,311.00	.00	.00	4,311.00	.00	.00
100-5300-163 DENTAL INS	11,586.00	1,009.57	11,033.35	552.65	95.23	8,235.38
100-5300-210 PROFESSIONAL SERVICES	1,600.00	.00	1,407.00	193.00	87.94	.00
100-5300-220 STREET LIGHT SERVICE - MG&E	183,000.00	13,913.59	140,662.18	42,337.82	76.86	130,723.83
100-5300-225 STREET LIGHT MAINTENANCE	30,000.00	( 1,395.00)	1,950.10	28,049.90	6.50	20,953.26
100-5300-230 TRAFFIC SIGNAL MAINTENANCE	20,000.00	285.41	15,862.60	4,137.40	79.31	7,886.27
100-5300-240 REPAIRS & MAINT - BY OTHERS	.00	.00	50.62	( 50.62)	.00	989.59
100-5300-245 COMPUTER RELATED REP & MAINT	8,200.00	.00	7,432.89	767.11	90.65	4,406.45
100-5300-250 PUBLIC NOTICES/ADS	600.00	.00	702.00	( 102.00)	117.00	471.41
100-5300-310 OFFICE SUPPLIES & POSTAGE	1,800.00	1.79	2,008.64	( 208.64)	111.59	1,387.89
100-5300-320 PUBLICATIONS, DUES & SUBSCRIPT	9,950.00	.00	9,133.90	816.10	91.80	9,108.00
100-5300-323 UNIFORMS & PROTECTIVE GEAR	13,594.00	877.35	8,797.74	4,796.26	64.72	7,276.30
100-5300-325 TRAINING & TRAVEL	13,333.00	85.00	7,253.50	6,079.50	54.40	3,859.00
100-5300-330 VEHICLE USE REIMBURSEMENT	100.00	.00	.00	100.00	.00	.00
100-5300-335 VEHICLE EXPENSE (G&O, REPAIRS)	107,830.00	16,904.92	99,600.13	8,229.87	92.37	80,530.03
100-5300-340 OPERATING MATERIALS & SUPPLIES	1,100.00	.00	592.84	507.16	53.89	315.35
100-5300-350 REPAIR & MAINT SUPPLIES	32,000.00	3,879.42	35,416.12	( 3,416.12)	110.68	27,353.37
100-5300-355 EQUIPMENT EXPENSE	5,500.00	.00	4,021.56	1,478.44	73.12	4,194.75
100-5300-363 COMMUNICATIONS EXPENSE	500.00	.00	.00	500.00	.00	.00
100-5300-370 ROADWAY SUPPLIES	243,813.00	1,734.94	137,770.10	106,042.90	56.51	141,007.45
100-5300-371 POLES & LIGHTS REPLACE STOCK	8,000.00	.00	7,017.94	982.06	87.72	3,941.11
100-5300-375 ROAD MAINTENANCE	346,025.00	10,909.36	187,032.36	158,992.64	54.05	175,470.68
100-5300-380 TRAFFIC CONTROL DEVICES	.00	.00	.00	.00	.00	120.68
100-5300-570 IT OPERATING ISF ALLOCATION	54,535.00	4,544.58	49,990.38	4,544.62	91.67	49,610.00
100-5300-572 INSURANCE ISF ALLOCATION	56,528.00	4,710.67	51,817.37	4,710.63	91.67	47,212.88
100-5300-573 IT CAPITAL ISF ALLOCATION	3,870.00	322.50	3,547.50	322.50	91.67	3,515.38
<b>TOTAL PUBLIC WORKS</b>	<b>2,261,656.00</b>	<b>145,084.77</b>	<b>1,784,089.26</b>	<b>477,566.74</b>	<b>78.88</b>	<b>1,537,462.62</b>
<b>MASS TRANSIT - MM BUS SUBSIDY</b>						
100-5352-200 METRO TRANSIT SERVICES	502,655.00	.00	376,500.00	126,155.00	74.90	290,222.00
<b>TOTAL MASS TRANSIT - MM BUS SUB</b>	<b>502,655.00</b>	<b>.00</b>	<b>376,500.00</b>	<b>126,155.00</b>	<b>74.90</b>	<b>290,222.00</b>

**CITY OF FITCHBURG  
EXPENDITURES WITH COMPARISON TO BUDGET  
FOR THE 11 MONTHS ENDING NOVEMBER 30, 2021**

**GENERAL FUND**

	BUDGET	PERIOD ACTUAL	YTD ACTUAL	UNEXPENDED	% OF BUDGET	PRIOR YTD
<u>SENIOR CITIZENS PROGRAMS</u>						
100-5460-110 SALARIES & WAGES - SENIOR CTR	442,603.00	34,148.85	398,820.69	43,782.31	90.11	372,985.22
100-5460-120 PT/LTE/SEASONAL WAGES	12,950.00	998.74	8,212.00	4,738.00	63.41	3,265.00
100-5460-131 FICA	35,167.00	2,654.67	30,619.71	4,547.29	87.07	28,200.28
100-5460-132 WRS	30,155.00	2,305.02	27,198.96	2,956.04	90.20	25,440.66
100-5460-135 LONGEVITY	4,140.00	.00	4,140.00	.00	100.00	3,915.00
100-5460-140 PER DIEMS - COMM ON AGING	1,200.00	.00	.00	1,200.00	.00	.00
100-5460-160 HEALTH INS	104,975.00	8,747.96	100,435.27	4,539.73	95.68	89,491.16
100-5460-161 LIFE INS	1,105.00	89.48	933.47	171.53	84.48	736.48
100-5460-162 DISABILITY INS	2,337.00	.00	.00	2,337.00	.00	.00
100-5460-163 DENTAL INS	7,139.00	566.56	6,504.58	634.42	91.11	5,948.88
100-5460-211 OREGON SNR CTR CONTRIBUTION	1,000.00	.00	1,000.00	.00	100.00	.00
100-5460-240 REPAIRS & MAINT - BY OTHERS	2,350.00	.00	1,422.98	927.02	60.55	1,894.30
100-5460-290 OTHER CONTRACTUAL	20,690.00	346.46	3,501.19	17,188.81	16.92	4,009.39
100-5460-310 OFFICE SUPPLIES & POSTAGE	1,520.00	7.86	1,142.90	377.10	75.19	1,152.77
100-5460-320 PUBLICATIONS, DUES & SUBSCRIPT	680.00	.00	499.98	180.02	73.53	325.97
100-5460-325 TRAINING & TRAVEL	2,400.00	.00	1,611.00	789.00	67.13	945.00
100-5460-330 VEHICLE USE REIMBURSEMENT	1,160.00	.00	172.48	987.52	14.87	370.32
100-5460-335 VEHICLE EXPENSE (G&O, REPAIRS)	615.00	.00	152.80	462.20	24.85	459.21
100-5460-340 OPERATING MATERIALS & SUPPLIES	600.00	41.19	1,169.34	( 569.34)	194.89	1,270.60
100-5460-345 PUBLIC INFORMATION & EDUCATION	3,500.00	( 85.00)	2,036.85	1,463.15	58.20	2,844.84
100-5460-355 EQUIPMENT EXPENSE	550.00	31.98	565.18	( 15.18)	102.76	71.14
100-5460-386 NUTRITION PROGRAM	2,700.00	286.92	2,407.80	292.20	89.18	2,396.39
100-5460-387 SENIOR PROGRAMS EXPENSE	1,400.00	501.88	2,000.19	( 600.19)	142.87	387.31
100-5460-391 VOLUNTEER PROGRAM EXP	1,700.00	.00	( 144.00)	1,844.00	( 8.47)	1,791.63
100-5460-570 IT OPERATING ISF ALLOCATION	24,735.00	2,061.25	22,673.75	2,061.25	91.67	22,554.62
100-5460-572 INSURANCE ISF ALLOCATION	13,934.00	1,161.17	12,772.87	1,161.13	91.67	11,062.37
100-5460-573 IT CAPITAL ISF ALLOCATION	1,635.00	136.25	1,498.75	136.25	91.67	1,485.00
<b>TOTAL SENIOR CITIZENS PROGRAMS</b>	<b>722,940.00</b>	<b>54,001.24</b>	<b>631,348.74</b>	<b>91,591.26</b>	<b>87.33</b>	<b>583,003.54</b>
<u>COMMUNITY CENTER</u>						
100-5514-120 PT/LTE/SEASONAL WAGES	24,958.00	508.50	1,864.75	23,093.25	7.47	5,136.11
100-5514-131 FICA	1,909.00	38.90	142.64	1,766.36	7.47	392.93
100-5514-240 REPAIRS & MAINT - BY OTHERS	18,240.00	1,592.74	16,298.38	1,941.62	89.36	6,250.42
100-5514-290 OTHER CONTRACTUAL SERVICES	420.00	.00	.00	420.00	.00	6,611.82
100-5514-350 REPAIR & MAINT SUPPLIES	10,000.00	634.12	1,828.89	8,171.11	18.29	2,322.30
100-5514-355 EQUIPMENT EXPENSE	2,000.00	416.15	416.15	1,583.85	20.81	.00
100-5514-360 BLDG CUSTODIAL SUPPLIES	6,700.00	158.40	3,351.48	3,348.52	50.02	3,785.59
100-5514-365 UTILITIES & PAY TELEPHONE	35,000.00	1,931.97	32,988.34	2,011.66	94.25	27,596.48
100-5514-572 INSURANCE ISF ALLOCATION	5,015.00	417.92	4,597.12	417.88	91.67	4,161.63
<b>TOTAL COMMUNITY CENTER</b>	<b>104,242.00</b>	<b>5,698.70</b>	<b>61,487.75</b>	<b>42,754.25</b>	<b>58.99</b>	<b>56,257.28</b>

**CITY OF FITCHBURG  
EXPENDITURES WITH COMPARISON TO BUDGET  
FOR THE 11 MONTHS ENDING NOVEMBER 30, 2021**

**GENERAL FUND**

	BUDGET	PERIOD ACTUAL	YTD ACTUAL	UNEXPENDED	% OF BUDGET	PRIOR YTD
<b>PARKS DEPARTMENT</b>						
100-5520-110 SALARIES & WAGES - PARKS DEPT	488,145.00	38,726.46	438,753.81	49,391.19	89.88	429,303.15
100-5520-115 OVERTIME	11,355.00	84.64	19,698.23	( 8,343.23)	173.48	7,104.16
100-5520-120 PT/LTE/SEASONAL WAGES	45,690.00	.00	20,215.85	25,474.15	44.25	36,561.60
100-5520-131 FICA	42,064.00	2,700.08	35,065.40	6,998.60	83.36	34,465.27
100-5520-132 WRS	34,032.00	2,474.30	30,268.63	3,763.37	88.94	29,755.05
100-5520-135 LONGEVITY	4,673.00	.00	4,725.00	( 52.00)	101.11	4,432.50
100-5520-140 PER DIEMS - PARKS COMMISSION	2,565.00	.00	.00	2,565.00	.00	.00
100-5520-160 HEALTH INS	126,242.00	10,632.94	117,569.24	8,672.76	93.13	106,465.10
100-5520-161 LIFE INS	1,767.00	156.87	1,643.26	123.74	93.00	1,428.74
100-5520-162 DISABILITY INS	2,720.00	.00	.00	2,720.00	.00	.00
100-5520-163 DENTAL INS	7,684.00	684.34	7,482.49	201.51	97.38	6,358.21
100-5520-250 PUBLIC NOTICES/ADS	500.00	122.94	561.81	( 61.81)	112.36	313.64
100-5520-289 GOLF COURSE MAINTENANCE	51,000.00	4,250.00	46,750.00	4,250.00	91.67	45,837.00
100-5520-290 OTHER CONTRACTUAL	140,000.00	12,612.00	108,106.31	31,893.69	77.22	107,645.03
100-5520-310 OFFICE SUPPLIES & POSTAGE	750.00	6.50	639.89	110.11	85.32	206.30
100-5520-320 PUBLICATIONS, DUES & SUBSCRIPT	750.00	.00	630.00	120.00	84.00	480.00
100-5520-323 UNIFORMS & PROTECTIVE GEAR	5,550.00	675.02	6,224.79	( 674.79)	112.16	4,853.45
100-5520-325 TRAINING & TRAVEL	3,950.00	68.24	891.98	3,058.02	22.58	1,106.55
100-5520-335 VEHICLE EXPENSE (G&O, REPAIRS)	32,815.00	1,976.40	29,864.10	2,950.90	91.01	20,161.58
100-5520-340 OPERATING MATERIALS & SUPPLIES	20,000.00	1,332.80	17,562.25	2,437.75	87.81	10,002.89
100-5520-350 REPAIR & MAINT SUPPLIES	37,500.00	559.06	31,002.89	6,497.11	82.67	40,585.81
100-5520-355 EQUIPMENT EXPENSE	12,700.00	2,889.73	9,852.62	2,847.38	77.58	9,939.62
100-5520-360 BUILDING REPAIRS & MAINTENANCE	12,800.00	444.27	10,921.42	1,878.58	85.32	13,300.26
100-5520-365 UTIL (SHELTERS) & TELEPHONE	40,950.00	1,938.04	41,378.71	( 428.71)	101.05	32,978.71
100-5520-570 IT OPERATING ISF ALLOCATION	32,145.00	2,678.75	29,466.25	2,678.75	91.67	28,288.37
100-5520-572 INSURANCE ISF ALLOCATION	28,689.00	2,390.75	26,298.25	2,390.75	91.67	22,495.00
100-5520-573 IT CAPITAL ISF ALLOCATION	2,760.00	230.00	2,530.00	230.00	91.67	2,516.25
<b>TOTAL PARKS DEPARTMENT</b>	<b>1,189,796.00</b>	<b>87,634.13</b>	<b>1,038,103.18</b>	<b>151,692.82</b>	<b>87.25</b>	<b>996,584.24</b>

**CITY OF FITCHBURG  
EXPENDITURES WITH COMPARISON TO BUDGET  
FOR THE 11 MONTHS ENDING NOVEMBER 30, 2021**

**GENERAL FUND**

	BUDGET	PERIOD ACTUAL	YTD ACTUAL	UNEXPENDED	% OF BUDGET	PRIOR YTD
<b>RECREATION &amp; LEISURE</b>						
100-5530-110 SALARIES & WAGES - RECREATION	122,141.00	9,318.43	117,205.87	4,935.13	95.96	88,177.20
100-5530-115 OVERTIME	1,845.00	.00	45.70	1,799.30	2.48	.00
100-5530-120 PT/LTE/SEASONAL WAGES	45,271.00	1,029.70	8,714.76	36,556.24	19.25	5,402.68
100-5530-131 FICA	12,990.00	754.16	9,053.89	3,936.11	69.70	6,701.71
100-5530-132 WRS	8,406.00	647.74	7,085.70	1,320.30	84.29	6,512.59
100-5530-135 LONGEVITY	540.00	.00	540.00	.00	100.00	495.00
100-5530-160 HEALTH INS	19,411.00	2,277.64	22,892.56 (	3,481.56)	117.94	16,548.40
100-5530-161 LIFE INS	142.00	14.10	127.22	14.78	89.59	92.81
100-5530-162 DISABILITY INS	664.00	.00	.00	664.00	.00	.00
100-5530-163 DENTAL INS	1,331.00	143.92	1,463.78 (	132.78)	109.98	1,109.43
100-5530-245 COMPUTER RELATED REP & MAINT	4,500.00	84.82	1,769.52	2,730.48	39.32	1,656.01
100-5530-290 OTHER CONTRACTUAL SERVICES	45,000.00	1,868.00	26,210.40	18,789.60	58.25	31,002.82
100-5530-310 OFFICE SUPPLIES & POSTAGE	275.00	.00	35.79	239.21	13.01	363.00
100-5530-320 PUBLICATIONS, DUES & SUBSCRIPT	700.00	.00	370.90	329.10	52.99	516.00
100-5530-325 TRAINING & TRAVEL	1,300.00	.00	.00	1,300.00	.00	.00
100-5530-335 VEHICLE OPERATING EXPENSE	500.00	.00	165.52	334.48	33.10	140.96
100-5530-340 OPERATING MATERIALS & SUPPLIES	.00	175.00	175.00 (	175.00)	.00	.00
100-5530-345 PUBLIC INFORMATION & EDUCATION	4,200.00	350.00	3,850.00	350.00	91.67	3,500.00
100-5530-363 COMMUNICATIONS EXPENSE	.00	.00	25.00 (	25.00)	.00	.00
100-5530-387 RECREATION PROGRAMS EXPENSE	40,000.00	.00	12,494.97	27,505.03	31.24	10,809.33
100-5530-570 IT OPERATING ISF ALLOCATION	13,345.00	1,112.08	12,232.88	1,112.12	91.67	12,544.62
100-5530-572 INSURANCE ISF ALLOCATION	6,795.00	566.25	6,228.75	566.25	91.67	6,027.12
100-5530-573 IT CAPITAL ISF ALLOCATION	820.00	68.33	751.63	68.37	91.66	742.50
<b>TOTAL RECREATION &amp; LEISURE</b>	<b>330,176.00</b>	<b>18,410.17</b>	<b>231,439.84</b>	<b>98,736.16</b>	<b>70.10</b>	<b>192,342.18</b>

**CITY OF FITCHBURG  
EXPENDITURES WITH COMPARISON TO BUDGET  
FOR THE 11 MONTHS ENDING NOVEMBER 30, 2021**

**GENERAL FUND**

	BUDGET	PERIOD ACTUAL	YTD ACTUAL	UNEXPENDED	% OF BUDGET	PRIOR YTD
<b>ZONING &amp; PLANNING</b>						
100-5630-110 SALARIES & WAGES - PLANNING	247,035.00	24,263.17	227,227.58	19,807.42	91.98	202,547.37
100-5630-115 OVERTIME	5,763.00	.00	224.10	5,538.90	3.89	.00
100-5630-120 PT/LTE/SEASONAL WAGES	8,580.00	.00	4,564.63	4,015.37	53.20	2,833.76
100-5630-131 FICA	20,023.00	1,838.91	17,504.30	2,518.70	87.42	15,503.03
100-5630-132 WRS	17,088.00	915.56	14,655.25	2,432.75	85.76	13,694.35
100-5630-135 LONGEVITY	360.00	.00	360.00	.00	100.00	315.00
100-5630-140 PER DIEMS - COMMISSIONS & BDS	4,900.00	.00	.00	4,900.00	.00	( 25.00)
100-5630-160 HEALTH INS	35,252.00	2,128.91	32,974.76	2,277.24	93.54	29,993.61
100-5630-161 LIFE INS	718.00	11.46	195.90	522.10	27.28	174.36
100-5630-162 DISABILITY INS	1,054.00	.00	.00	1,054.00	.00	.00
100-5630-163 DENTAL INS	2,296.00	129.35	2,042.24	253.76	88.95	1,911.57
100-5630-210 PROFESSIONAL SERVICES	4,200.00	.00	.00	4,200.00	.00	.00
100-5630-250 PUBLIC NOTICES/ADS	4,300.00	185.79	2,920.38	1,379.62	67.92	1,764.91
100-5630-310 OFFICE SUPPLIES & POSTAGE	1,600.00	13.25	1,619.88	( 19.88)	101.24	731.53
100-5630-320 PUBLICATIONS, DUES & SUBSCRIPT	1,995.00	.00	1,066.00	929.00	53.43	1,165.00
100-5630-325 TRAINING & TRAVEL	3,400.00	.00	300.00	3,100.00	8.82	.00
100-5630-330 VEHICLE USE REIMBURSEMENT	585.00	.00	.00	585.00	.00	.00
100-5630-340 OPERATING MATERIALS & SUPPLIES	250.00	.00	.00	250.00	.00	35.13
100-5630-345 PUBLIC INFORMATION & EDUCATION	400.00	.00	.00	400.00	.00	.00
100-5630-570 IT OPERATING ISF ALLOCATION	15,780.00	1,315.00	14,465.00	1,315.00	91.67	14,391.63
100-5630-572 INSURANCE ISF ALLOCATION	2,495.00	207.92	2,287.12	207.88	91.67	1,958.00
100-5630-573 IT CAPITAL ISF ALLOCATION	1,090.00	90.83	999.13	90.87	91.66	990.00
<b>TOTAL ZONING &amp; PLANNING</b>	<b>379,164.00</b>	<b>31,100.15</b>	<b>323,406.27</b>	<b>55,757.73</b>	<b>85.29</b>	<b>287,984.25</b>



**CITY OF FITCHBURG  
EXPENDITURES WITH COMPARISON TO BUDGET  
FOR THE 11 MONTHS ENDING NOVEMBER 30, 2021**

**GENERAL FUND**

	BUDGET	PERIOD ACTUAL	YTD ACTUAL	UNEXPENDED	% OF BUDGET	PRIOR YTD
<u>ECONOMIC DEVELOPMENT</u>						
100-5670-110 SALARIES & WAGES - EDC	203,162.00	18,091.12	173,430.86	29,731.14	85.37	166,215.28
100-5670-131 FICA	15,707.00	1,131.93	12,379.47	3,327.53	78.81	12,123.24
100-5670-132 WRS	13,859.00	1,019.31	11,650.71	2,208.29	84.07	11,360.13
100-5670-135 LONGEVITY	2,160.00	.00	2,160.00	.00	100.00	2,070.00
100-5670-140 PER DIEMS - ECON DEV COMM	1,080.00	.00	.00	1,080.00	.00	50.00
100-5670-160 HEALTH INS	27,331.00	2,246.27	24,909.46	2,421.54	91.14	23,027.39
100-5670-161 LIFE INS	961.00	93.71	956.58	4.42	99.54	919.70
100-5670-162 DISABILITY INS	800.00	.00	.00	800.00	.00	.00
100-5670-163 DENTAL INS	1,813.00	142.10	1,580.67	232.33	87.19	1,495.70
100-5670-245 COMPUTER RELATED REP & MAINT	840.00	.00	840.00	.00	100.00	840.00
100-5670-310 OFFICE SUPPLIES & POSTAGE	1,350.00	.53	144.51	1,205.49	10.70	52.27
100-5670-320 PUBLICATIONS, DUES & SUBSCRIPT	1,875.00	.00	922.75	952.25	49.21	1,542.75
100-5670-325 TRAINING & TRAVEL	1,475.00	98.00	98.00	1,377.00	6.64	546.00
100-5670-330 VEHICLE USE REIMBURSEMENT	660.00	.00	.00	660.00	.00	.00
100-5670-340 OPERATING MATERIALS & SUPPLIES	625.00	.00	.00	625.00	.00	.00
100-5670-345 PUBLIC INFORMATION & EDUCATION	525.00	.00	.00	525.00	.00	.00
100-5670-355 EQUIPMENT EXPENSE	.00	330.20	330.20	( 330.20)	.00	.00
100-5670-363 COMMUNICATIONS EXPENSE	325.00	.00	.00	325.00	.00	.00
100-5670-570 IT OPERATING ISF ALLOCATION	7,450.00	620.83	6,829.13	620.87	91.67	6,769.62
100-5670-572 INSURANCE ISF ALLOCATION	7,675.00	639.58	7,035.38	639.62	91.67	6,123.37
100-5670-573 IT CAPITAL ISF ALLOCATION	545.00	45.42	499.62	45.38	91.67	495.00
<b>TOTAL ECONOMIC DEVELOPMENT</b>	<b>290,218.00</b>	<b>24,459.00</b>	<b>243,767.34</b>	<b>46,450.66</b>	<b>83.99</b>	<b>233,630.45</b>
<u>TRANSFERS TO OTHER FUNDS</u>						
100-5920-951 TRANSFER TO CAP PROJ - EQUIP	26,000.00	.00	.00	26,000.00	.00	.00
100-5920-954 OTHER TRANS TO FUND 400	424,618.00	.00	.00	424,618.00	.00	.00
<b>TOTAL TRANSFERS TO OTHER FUND</b>	<b>450,618.00</b>	<b>.00</b>	<b>.00</b>	<b>450,618.00</b>	<b>.00</b>	<b>.00</b>
<b>TOTAL FUND EXPENDITURES</b>	<b>23,014,429.00</b>	<b>1,510,465.59</b>	<b>19,025,650.52</b>	<b>3,988,778.48</b>	<b>82.67</b>	<b>17,739,493.40</b>
<b>NET REVENUE OVER EXPENDITURES</b>	<b>.00</b>	<b>( 855,146.50)</b>	<b>3,263,193.17</b>	<b>( 3,263,193.17)</b>	<b>.00</b>	<b>3,191,444.34</b>

# CITY OF FITCHBURG

BALANCE SHEET  
NOVEMBER 30, 2021

## FUND 100 - GENERAL FUND

### ASSETS

100-11100	CASH	( 37,854,236.73)
100-11210	CASH HELD BY MCF - ENDOWMENT	69,163.45
100-11300	INVESTMENTS - LGIP #1	42,403,590.66
100-11310	PARK BANK MMKT	1,116,730.08
100-11335	WI BANK & TR - CERT OF DEPOSIT	240,772.09
100-11340	DANE CTY CR UNION	5.52
100-11345	DANE CTY CR UNION CERT OF DEP	246,104.56
100-11355	FIRST BUS BANK - CERT OF DEP	245,887.74
100-11370	OAK BANK MMKT	248,547.83
100-11375	OAK BANK - CERTIFICATES OF DEP	248,422.18
100-11380	SUMMIT CR UNION	.70
100-11385	SUMMIT CR UNION - CERT OF DEP	245,000.00
100-11425	STARION BANK - CERT OF DEP	240,000.00
100-11435	BANK OF SUN PRAIRIE - CERT DEP	245,000.00
100-11445	CAPITOL BANK - CERT OF DEP	245,000.00
100-11516	WISC/PMA IS	524,454.98
100-11520	WISC/PMA - CD	4,735,177.77
100-11521	WISC/PMA - TREASURY BOND/NOTE	1,244,694.19
100-11522	WISC/PMA - EXTENDED TERM DUR	247,275.00
100-11601	MSSB/WISC EOY MARKET ADJ	58,356.46
100-11800	PETTY CASH	550.00
100-12200	PREPAID TAXES	( 11,590.59)
100-12320	DELINQ PERS PROP TAX RECEIVABL	212,638.46
100-12640	DELINQUENT S/A	5,963.25
100-13100	MISCELLANEOUS A/R	30,306.55
100-13101	BILLABLE AR	66,507.53
100-13200	CUSTOMER A/R MODULE	586,182.59
100-13300	ACCRUED INTEREST RECEIVABLE	2,103.82
100-13400	A/R LICENSING	875.00
100-13800	MUNI COURT ACCTS RECEIVABLE	2,522,686.59
100-13808	ACCTS REC - FIRE EE PREMIUMS	1,231.57
100-13810	ACCTS REC - UTILITY DISTRICT	762,614.00
100-13814	UNAPPLIED ACCTS RECEIVABLE	223.31
100-13900	ALLOW FOR UNCOLL MUNI COURT	( 2,327,938.17)
100-13905	ALLOWANCE FOR DELINQ PP TAX	( 182,149.27)
100-13910	ALLOWANCE FOR UNCOLL AR	( 11,435.00)
100-13915	ALLOWANCE FOR UNCOLL BILLED AR	( 64,277.92)
100-14200	DUE FROM ST OF WI-CHARGEBACKS	104.83
100-15411	DUE FROM TIF #11	34,000.00
100-15413	DUE FROM TIF #13	52,000.00
100-15710	DUE TO/FROM INS FUND	280,000.00
100-16200	PREPAID EXPENSES	9,923.82
100-17220	LAND CONTR REC - SERENITY CLUB	18,277.15
	TOTAL ASSETS	<u>16,738,744.00</u>

# CITY OF FITCHBURG

BALANCE SHEET  
NOVEMBER 30, 2021

## FUND 100 - GENERAL FUND

### LIABILITIES AND EQUITY

#### LIABILITIES

100-21122	VOUCHERS PAYABLE	16,427.52	
100-21124	PCARD PAYABLE	252,837.64	
100-21127	CUST DEPOSIT PAYABLE	2,344.50	
100-21511	FICA TAXES PAYABLE	64,593.64	
100-21512	FEDERAL WITHHOLDING TAXES	47,706.35	
100-21513	WI STATE INCOME TAX PAYABLE	25,115.86	
100-21514	MEDICARE FICA	15,106.69	
100-21541	UNITED WAY CONTRIBUTIONS W/H	1,196.00	
100-21550	UNION DUES PAYABLE	566.49	
100-21570	MEDICAL/DEPEND FSA	22,782.07	
100-21571	DEPENDENT CARE FSA - OLD	4,391.59	
100-21580	GARNISHMENTS PAYABLE	1,498.13	
100-21595	SPECIAL WITHHOLDING PAYABLE	472.59	
100-21700	PAYROLL PAYABLE	345,170.13	
100-21710	RETIREMENT PREMIUMS PAYABLE	250,047.74	
100-21720	DEFERRED COMPENSATION PAYABLE	37,919.32	
100-21730	HEALTH INS PREMIUMS PAYABLE	( 116,436.34)	
100-21740	DENTAL INS PREMIUMS PAYABLE	( 7,052.56)	
100-21750	LIFE INS PREMIUMS PAYABLE (BA)	( 3,675.76)	
100-21780	VISION PAYABLE	771.77	
100-23166	DEPOSIT-H&M DISTRIBUTING CO	5,000.00	
100-23167	HOLDING TANK DEPOSITS	1,000.00	
100-23170	DEPOSITS BY DEVELOPERS	480,382.40	
100-24211	DUE TO STATE-SALES TAX PAYABLE	3.96	
100-24311	DUE TO COUNTY (NON-TAX OR LIC)	2,356.24	
100-24312	DUE TO COUNTY (CALENDAR SALES)	60.84	
100-24400	DUE TO OTHER MUNIC (WHEN PAID)	9,266.52	
100-24621	DUE OREGON FOR MH FEES	2,159.60	
100-26101	LAND CONTRACT-UNAVAIL DEF INF	18,277.15	
	TOTAL LIABILITIES		1,480,290.08

#### FUND EQUITY

100-34130	NONSPENDABLE FB - LT ADVANCES	33,000.00	
100-34134	NONSPENDABLE FB - PREPAIDS	272,126.92	
100-34135	NONSPENDABLE FB - DELINQ SA	4,768.01	
100-34136	NONSPENDABLE FB - DELINQ PP	2,586.60	
100-34201	ASSIGNED FB- EE RETIRE RESERVE	1,957,383.48	
100-34202	ASSIGNED FB - APPLIED FUT BUD	802,114.00	
100-34203	ASSIGNED FB - PILOT	762,614.00	
100-34204	ASSIGNED FB - FY SHARED REV	491,915.00	
100-34300	UNASSIGNED (DEFICIT) FB	7,596,874.13	
100-34400	RESTRICTED FB - MCF ENDOWMENT	71,878.61	

UNAPPROPRIATED FUND BALANCE:  
REVENUE OVER EXPENDITURES - YTD

3,263,193.17

BALANCE - CURRENT DATE

3,263,193.17

TOTAL FUND EQUITY

15,258,453.92

**CITY OF FITCHBURG**

BALANCE SHEET  
NOVEMBER 30, 2021

**FUND 100 - GENERAL FUND**

TOTAL LIABILITIES AND EQUITY

---

16,738,744.00

---