

Important Note

Regarding the Monthly Treasurer Reports and Interim Financial Statements

The monthly treasurer reports presented to the Finance Committee and posted on the City's website are based on the interim financial records as of the time the report was created. Several accounting closing procedures are not completed until the end of the year and thus are not included in the interim reports. These monthly, interim reports are not updated for information known or recorded subsequent to the creation of the interim reports.

The City's annual audit report (Annual Comprehensive Financial Report) is available on the website at the following link: <http://www.fitchburgwi.gov/1998/Financial-Records-Reports>

City of Fitchburg
Treasurer's Report of Cash and Investments
March 2023

Account Type	Interest Rate	Maturity Date		
PARK BANK				
Business Int Checking	0.00%	NA		\$ -
Sweep Account	4.68%	NA	ICS*	\$ 21,233,646.98
Business Money Market	4.69%	NA		\$ 250,000.00
ICS account for MM	4.90%	NA	ICS*	\$ 5,239,593.80
Tax Collection Account	0.00%	NA		\$ -
ICS account for tax	8.88%	NA	ICS*	\$ 16.82
		TOTAL:		\$ 26,723,257.60

*ICS - a type of account through Park Bank that allows for liquidity, full FDIC coverage, and pays a slightly higher interest than LGIP.

LOCAL GOVERNMENT INVESTMENT POOL				
LGIP #1	4.62%	NA		\$ 56,972,542.96
		TOTAL:		\$ 56,972,542.96

BANK OF SUN PRARIE				
Certificate of Deposit (CD)	1.55%	4/21/2024		\$ 245,857.50
		TOTAL:		\$ 245,857.50

CAPITOL BANK				
Certificate of Deposit (CD)	0.75%	12/12/2024		\$ 225,000.00
		TOTAL:		\$ 225,000.00

HEARTLAND CREDIT UNION (PKA DANE COUNTY CREDIT UNION)				
SAVINGS	0.00%	NA		\$ 5.52
Certificate of Deposit (CD)	0.60%	12/17/2023		\$ 248,322.07
		TOTAL:		\$ 248,327.59

FIRST BUSINESS BANK				
Certificate of Deposit (CD)	0.60%	5/5/2023		\$ 248,857.33
		TOTAL:		\$ 248,857.33

OAK BANK				
Money Market Savings	4.69%			\$ 239,313.25
Certificate of Deposit (CD)	0.45%	9/30/2023		\$ 250,099.14
		TOTAL:		\$ 489,412.39

STARION BANK				
Certificate of Deposit (CD)	0.60%	4/17/2023		\$ 242,580.16
		TOTAL:		\$ 242,580.16

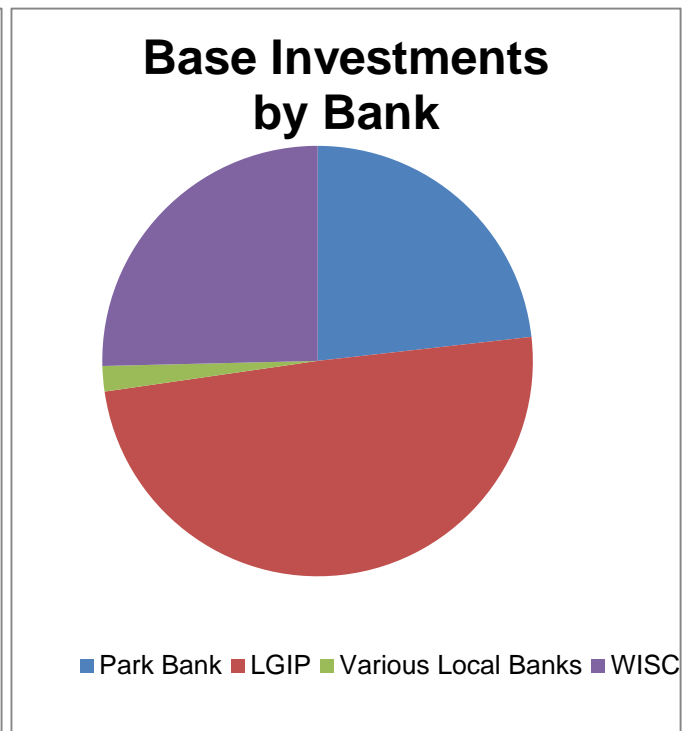
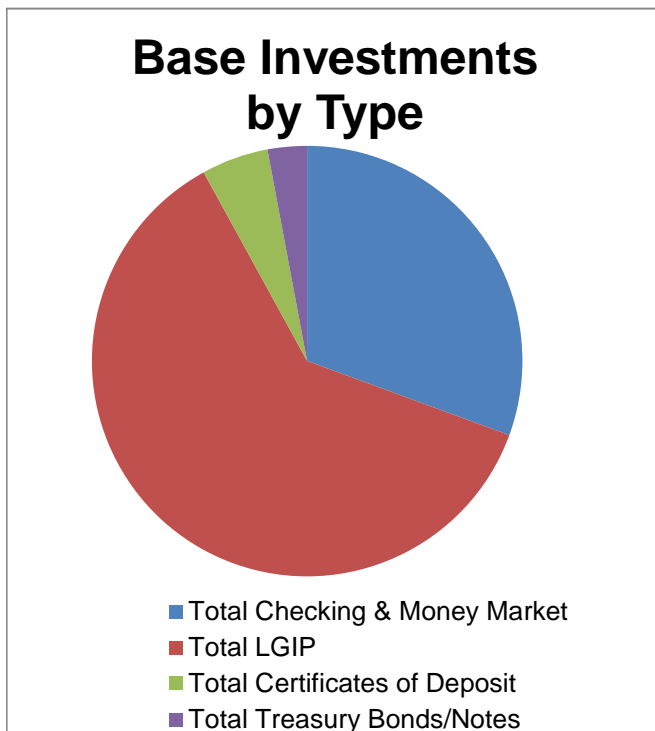
SUMMIT CREDIT UNION				
Savings	0.00%			\$ 0.70
Certificate of Deposit (CD)	0.25%	5/13/2023		\$ 245,000.00
		TOTAL:		\$ 245,000.70

WISCONSIN BANK AND TRUST				
Certificate of Deposit (CD)	0.55%	9/3/2024		\$ 241,213.69
		TOTAL:		\$ 241,213.69

**City of Fitchburg
Treasurer's Report of Cash and Investments
March 2023**

Account Type	Interest Rate	Maturity Date		
WISCONSIN INVESTMENT SERIES COOPERATIVE (WISC)				
WISC Cash Management Series	4.53%	NA	\$	509,325.81
WISC Investment Series	4.683%	NA	\$	908,655.46
WISC Extended Term Duration Series	various	NA	\$	233,275.00
WISC CDs	various	see report	\$	2,712,899.72
WISC Treasury Bonds/Notes	various	see report	\$	2,748,644.35
Bond Proceeds	various		\$	19,106,497.42
ARPA Funding	various		\$	2,989,408.75
unrealized gain (loss) or accrued interest				
		TOTAL:	\$	29,208,706.51
			Total City Investments	\$ 115,090,756.43
			Less: Bond Proceeds	\$ (19,106,497.42)
			Less: ARPA Proceeds	\$ (2,989,408.75)
			Total Base Investments	\$ 92,994,850.26

Base Investments			
Total Checking & Money Market	30.52%	\$	28,380,558.34
Total LGIP	61.26%	\$	56,972,542.96
Total Certificates of Deposit	5.01%	\$	4,659,829.61
Total Treasury Bonds/Notes	2.96%	\$	2,748,644.35
Total Extended Term Series	0.25%	\$	233,275.00
	100.00%	\$	92,994,850.26



City of Fitchburg
Balances Per Accounting Records
March 2023

<u>FUND</u>	<u>CASH & INVESTMENTS</u>
100 General Fund	\$ 20,577,151.22
200 Donation Fund	\$ 117,563.07
202 Park Fees pre Act 243	\$ 788,846.54
203 Park Fees post Act 243	\$ 3,546,549.02
207 Cable/FACTv	\$ 752,677.31
213 Refuse & Recycling	\$ 1,523,625.74
222 Police Drug Enforcement	\$ 20,798.64
224 Community Wellbeing Fund	\$ 12,453.82
225 CEDA	\$ 868,163.02
226 Affordable Housing Fund	\$ 2,798,763.87
227 Cemetery	\$ 135,331.06
229 Federal ARPA Funding	\$ 2,055,304.89
230 TID Closure Excess Increment	\$ 1,470,225.66 (h)
231 Transit	\$ -
250 Library	\$ 2,494,655.31
300 Debt Service	\$ 3,529,774.08
300 Debt Service - Debt Proceeds	\$ 693,158.77
400 Capital Projects - General	\$ 14,982,685.67
400 Capital Projects - Fire Impact Fees	\$ 307,105.35 (a)
400 Capital Projects - Unspent Donations	\$ 5,403.20
400 Capital Projects - Debt Proceeds	\$ 11,075,035.50 (e)
404 TID 4 - FTC, Agora, FTC II/Uptown	\$ 18,590,204.37
406 TID 6 - Orchard Pointe/Arrowhead	\$ 272,076.75
409 TID 9 - Sub Zero	\$ 8,234,392.39 (e)
410 TID 10 - North Fish Hatchery	\$ 270,950.28 (e)
411 TID 11 - Clean-Fill Site	\$ 18,311.46 (b)
412 TID 12 - Promega	\$ 904,225.88
413 TID 13 - Uptown	\$ 402,418.82 (b)
414 TID 14 - Hartung Properties	\$ 234.02 (b)
415 TID 15 - Former Town TID #2	\$ 430,672.32 (b)
602 Water Utility	\$ 5,297,323.68
602 Water - Water Impact Fees	\$ 3,335,906.00
603 Sewer Utility	\$ 2,426,689.01
604 Stormwater Utility (SUD)	\$ 2,506,127.80
700 Technology Fund	\$ 716,485.31
710 Risk Management/Insurance	\$ 113,221.70 (d)
800 Tax Collection Agency Fund	\$ 1,063,346.85 (f)
	<u>\$ 112,337,858.38</u>
Deposit in Transit ()	\$ (41,566.15)
Other adjustments	\$ 1,384.98
Outstanding Checks	\$ 2,793,079.22
	<u>\$ 115,090,756.43</u>

(a) - Fire impact fee collections applied to the debt service for the new fire stations in the year following collection.

(b) - An advance from the General Fund was issued to avoid a negative cash balance.

(d) - Payment for the 2023 insurance premiums occurred in January 2023 before contributions were made from the other funds.

(e) - Listed amount is what is in the separate PMA account but does not represent actual unspent debt proceeds. Transfers of proceeds spent generally transferred in a following month.

(f) State aids received in March for distribution to overlying jurisdictions in April.

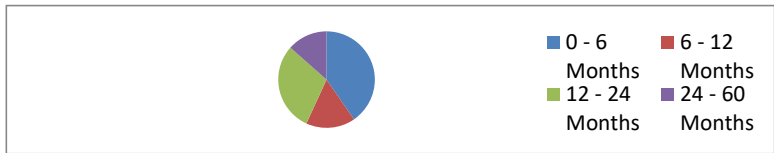
- (g) - large construction payments funded by bond proceeds but not transferred until following month.
- (h) - TID closure funds beginning to be spent in 2022 even though final audit and distribution not completed until March 2023.

City of Fitchburg
 Certificates of Deposit/Treasury Notes/Bonds
 3/31/2023

Balance of Time Left to Maturity

	Interest Rate	Term (mths)	Purchase Date	Maturity Date	Invested (Incl Earned Interest)	Balance of Time Left to Maturity				
						0 - 6 Months	6 - 12 Months	12 - 24 Months	24 - 60 Months	
WISC	4.1900%	3	12/16/2022	3/24/2023	matured	matured				
WISC	3.9950%	6	10/13/2022	4/13/2023	\$ 1,249,119.74	\$ 1,249,119.74	\$ -	\$ -	\$ -	\$ -
Starion Bank	0.6000%	25	3/17/2021	4/17/2023	\$ 242,580.16	\$ 242,580.16	\$ -	\$ -	\$ -	\$ -
First Business Bank	0.6000%	36	5/5/2020	5/5/2023	\$ 248,857.33	\$ 248,857.33	\$ -	\$ -	\$ -	\$ -
Summit Credit Union	0.2500%	24	5/13/2021	5/13/2023	\$ 245,000.00	\$ 245,000.00	\$ -	\$ -	\$ -	\$ -
WISC	0.2200%	19	10/19/2021	6/15/2023	\$ 250,126.95	\$ 250,126.95	\$ -	\$ -	\$ -	\$ -
WISC	0.1200%	24	7/2/2021	7/10/2023	\$ 249,648.36	\$ 249,648.36	\$ -	\$ -	\$ -	\$ -
WISC	0.1200%	23	7/15/2021	7/14/2023	\$ 249,397.36	\$ 249,397.36	\$ -	\$ -	\$ -	\$ -
Oak Bank	0.4500%	36	9/30/2020	9/30/2023	\$ 250,099.14	\$ 250,099.14	\$ -	\$ -	\$ -	\$ -
WISC	0.2000%	24	10/8/2021	10/10/2023	\$ 249,745.73	\$ -	\$ 249,745.73	\$ -	\$ -	\$ -
WISC	4.2900%	12	10/7/2022	10/10/2023	\$ 239,000.00	\$ -	\$ 239,000.00	\$ -	\$ -	\$ -
WISC	4.0030%	12	10/7/2022	10/10/2023	\$ 240,000.00	\$ -	\$ 240,000.00	\$ -	\$ -	\$ -
WISC	0.3200%	25	10/19/2021	12/15/2023	\$ 248,955.08	\$ -	\$ 248,955.08	\$ -	\$ -	\$ -
Heartland Credit Union	0.5990%	35	12/18/2020	12/17/2023	\$ 248,322.07	\$ -	\$ 248,322.07	\$ -	\$ -	\$ -
WISC	4.1500%	18	10/13/2022	4/15/2024	\$ 244,176.43	\$ -	\$ -	\$ 244,176.43	\$ -	\$ -
WISC	4.1500%	18	10/13/2022	4/15/2024	\$ 244,176.43	\$ -	\$ -	\$ 244,176.43	\$ -	\$ -
Bank of Sun Prairie	1.5500%	19	9/21/2022	4/21/2024	\$ 245,857.50	\$ -	\$ -	\$ 245,857.50	\$ -	\$ -
WISC	0.2000%	35	5/25/2021	5/24/2024	\$ 247,700.00	\$ -	\$ -	\$ 247,700.00	\$ -	\$ -
WISC	0.3600%	36	7/6/2021	7/31/2024	\$ 247,649.61	\$ -	\$ -	\$ 247,649.61	\$ -	\$ -
WI Bank & Trust	0.5500%	22	11/3/2022	9/3/2024	\$ 241,213.69	\$ -	\$ -	\$ 241,213.69	\$ -	\$ -
Capitol Bank	3.2500%	26	10/12/2022	12/12/2024	\$ 225,000.00	\$ -	\$ -	\$ 225,000.00	\$ -	\$ -
WISC	0.8900%	36	12/29/2021	12/30/2024	\$ 248,440.32	\$ -	\$ -	\$ 248,440.32	\$ -	\$ -
WISC	0.8130%	36	12/22/2021	12/31/2024	\$ 256,982.42	\$ -	\$ -	\$ 256,982.42	\$ -	\$ -
WISC	0.6800%	48	9/30/2021	9/30/2025	\$ 245,761.72	\$ -	\$ -	\$ -	\$ 245,761.72	\$ -
WISC	0.3010%	60	6/18/2021	6/18/2026	\$ 250,837.55	\$ -	\$ -	\$ -	\$ 250,837.55	\$ -
WISC	0.9030%	60	9/22/2021	9/22/2026	\$ 249,777.54	\$ -	\$ -	\$ -	\$ 249,777.54	\$ -
WISC	0.8710%	60	9/30/2021	9/30/2026	\$ 250,048.83	\$ -	\$ -	\$ -	\$ 250,048.83	\$ -
					\$ 7,408,473.96	\$ 2,984,829.04	\$ 1,226,022.88	\$ 2,201,196.40	\$ 996,425.64	

Average Interest Rate 1.3244%



Note: report excludes CDs held in bond proceeds/ARPA accounts.

**City of Fitchburg
WISC/PMA Investments
March 2023**

weighted avg portfolio yield 1.135%

Note: This report is of the City's base investments and excludes investments held in bond proceeds accounts.

Account Type	Rate	Original Value	Maturity Date	Market Value	Unrealized Gain/(Loss)
WISC Term Series	4.19%	matured	3/24/2023	matured	matured
UBS Bank USA	0.12%	\$ 249,648.36	7/10/2023	\$ 245,723.91	\$ (3,924.45)
Live Oak Banking Company	0.12%	\$ 249,397.36	7/14/2023	\$ 245,558.32	\$ (3,839.04)
BMW Bank North America	0.20%	\$ 249,745.73	10/10/2023	\$ 242,986.15	\$ (6,759.58)
Servisfirst Bank	4.29%	\$ 239,000.00	10/10/2023	\$ 239,000.00	\$ -
The Bank of Jackson, TN	4.00%	\$ 240,000.00	10/10/2023	\$ 240,000.00	\$ -
Morgan Stanley Bank NA	4.15%	\$ 244,176.43	4/15/2024	\$ 241,789.60	\$ (2,386.83)
Morgan Stanley Pvt Bank	4.15%	\$ 244,176.43	4/15/2024	\$ 241,789.60	\$ (2,386.83)
Golden Bank NA	0.20%	\$ 247,700.00	5/24/2024	\$ 247,700.00	\$ -
State Bank of India	0.89%	\$ 248,440.32	12/30/2024	\$ 231,378.54	\$ (17,061.78)
Farmers Bank & Trust	0.30%	\$ 250,837.55	6/18/2026	\$ 216,061.28	\$ (34,776.27)
Goldman Sachs Bank USA	0.90%	\$ 249,777.54	6/18/2026	\$ 217,680.51	\$ (32,097.03)
		<u>\$ 2,712,899.72</u>		<u>\$ 2,609,667.91</u>	<u>\$ (103,231.81)</u>

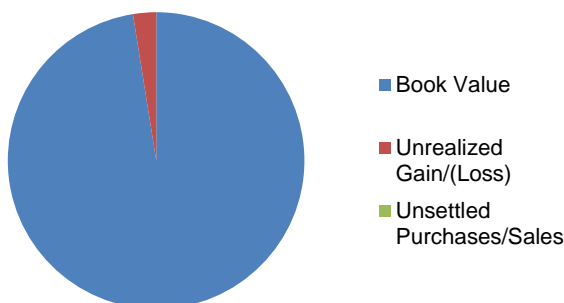
Account Type	Rate	Original Value	Maturity Date	Market Value	Unrealized Gain/(Loss)
US Treasury	4.00%	\$ 1,249,119.74	4/13/2023	\$ 1,272,411.32	\$ 23,291.58
US Treasury	0.22%	\$ 250,126.95	6/15/2023	\$ 247,769.25	\$ (2,357.70)
US Treasury	0.32%	\$ 248,955.08	12/15/2023	\$ 242,148.50	\$ (6,806.58)
US Treasury	0.36%	\$ 247,649.61	7/31/2024	\$ 228,014.16	\$ (19,635.45)
US Treasury	0.81%	\$ 256,982.42	12/31/2024	\$ 239,726.50	\$ (17,255.92)
US Treasury	0.68%	\$ 245,761.72	9/30/2025	\$ 228,623.00	\$ (17,138.72)
US Treasury	0.87%	\$ 250,048.83	9/30/2026	\$ 226,230.50	\$ (23,818.33)
		<u>\$ 2,748,644.35</u>		<u>\$ 2,684,923.23</u>	<u>\$ (63,721.12)</u>

Account Type	Rate	Original Value	Three Year Expiration	Market Value	Unrealized Gain/(Loss)
Extended Term Duration Series	varies	\$ 250,000.00	9/16/2024	\$ 233,275.00	\$ (16,725.00)
		<u>\$ 250,000.00</u>		<u>\$ 233,275.00</u>	<u>\$ (16,725.00)</u>

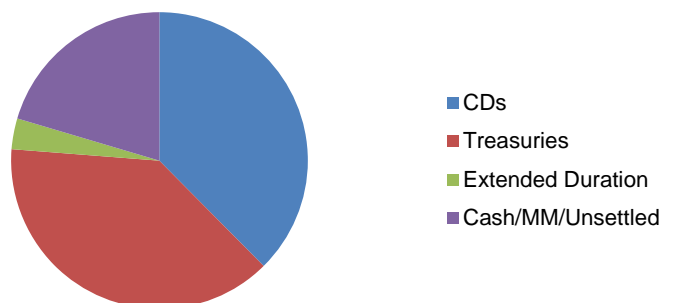
	Opening Cash	Transfers From Other Accounts	Purchases (Cost & Trade Interest)	Maturities/Redemptions (Cost)	Income Interest	Closing Cash
1/31/2023	\$ 352,096.27	\$ -	\$ -	\$ 248,000.00	\$ 8,910.50	\$ 609,006.77
2/28/2023	\$ 609,006.77	\$ -	\$ -	\$ -	\$ 2,324.06	\$ 611,330.83
3/31/2023	\$ 611,330.83	\$ 294,259.18	\$ -	\$ 500,333.92	\$ 12,057.34	\$ 1,417,981.27

Total Book Value	\$ 7,129,525.34
Unsettled Purchases/Sales	\$ -
Total Market Value	\$ 7,129,525.34
Unrealized Gain/(Loss)	\$ (183,677.93)
Total Statement Value	\$ 6,945,847.41

Investment Components



Investments by Type



City of Fitchburg
Unspent Bond Proceeds Invested at PMA/WISC
Ending Market Value
March 2023

	Cash Management Series	Investment Series	WISC LTD	Fixed Income (CDs)	Total	Weighted Average Portfolio Yield	Weighted Average Portfolio Maturity (days)
2020 Proceeds - Refunding	\$ -	\$ -		\$ -	\$ -	n/a	-
2020 Proceeds - Fire Equipment	\$ -	\$ -		\$ -	\$ -	n/a	-
2020 Proceeds - Roads	\$ 1,346.45	\$ 2,888,706.12	\$ -	\$ -	\$ 2,890,052.57	n/a	-
Subtotal 2020 Proceeds	\$ 1,346.45	\$ 2,888,706.12	\$ -	\$ -	\$ 2,890,052.57		
2021 Proceeds - Non-TID Roads	\$ -	\$ 8,184,982.93	\$ -	\$ -	\$ 8,184,982.93	n/a	-
2021 Proceeds - TID #9	\$ -	\$ 7,338,303.15	\$ -	\$ -	\$ 7,338,303.15	n/a	-
2021 Proceeds - Premium	\$ -	\$ 693,158.77	\$ -	\$ -	\$ 693,158.77	n/a	-
Subtotal 2021 Proceeds	\$ -	\$ 16,216,444.85	\$ -	\$ -	\$ 16,216,444.85		

Notes:

- 1) Debt expenditures are generally transferred out of the debt proceeds account(s) the month following the expenditure.
- 2) Investment amounts were selected based on estimated spend-down of the proceeds.

City of Fitchburg
Unspent ARPA Proceeds Invested at PMA/WISC
Ending Market Value
March 2023

	Cash Management Series	Investment Series	WISC LTD	Fixed Income (CDs)	Total	Weighted Average Portfolio Yield	Weighted Average Portfolio Maturity (days)
ARPA Funding	\$ -	\$ 2,989,408.75	\$ -	\$ -	\$ 2,989,408.75	n/a	-

Notes:

- 1) Grant proceeds received into LGIP account on June 25, 2021 and transferred to WISC on July 6, 2021. Grant proceeds received into LGIP account on June 21, 2022 transferred to WISC on October 18, 2022.
- 2) Investment amounts will be selected based on estimated spend-down of the proceeds, once spending plan established by the Council.

**CITY OF FITCHBURG
GENERAL FUND**

	2023 Amended Budget	3/2023 Year-to- Date	Variance	Percent Of Budget	Note	3/2022 Year-to- Date
Property Taxes	\$ 19,338,941	\$ 19,338,941	\$ -	100.0%	1	\$ 18,352,861
Other Taxes	\$ 929,797	\$ 201,868	\$ 727,929	21.7%	2	\$ 246,006
Intergovernmental Revenues	\$ 3,601,349	\$ 592,572	\$ 3,008,777	16.5%	3	\$ 516,082
Licenses & Permits	\$ 882,620	\$ 254,914	\$ 627,706	28.9%	21	\$ 581,002
Court Penalties and Fines	\$ 160,000	\$ 69,915	\$ 90,085	43.7%	8	\$ 62,332
Public Charges for Services	\$ 338,615	\$ 94,986	\$ 243,629	28.1%	20	\$ 57,561
Intergovernmental Charges for Services	\$ 265,980	\$ 174,105	\$ 91,875	65.5%	5	\$ 173,675
Miscellaneous Charges	\$ 189,990	\$ 360,448	\$ (170,458)	189.7%	24	\$ 40,133
Other Sources	\$ 1,726,959	\$ 38,401	\$ 1,688,558	2.2%	6	\$ 18,790
TOTAL REVENUES	\$ 27,434,251	\$ 21,126,150	\$ 6,308,101	77.0%		\$ 20,048,442
Mayor & Common Council Administrator	\$ 83,163	\$ 28,102	\$ 55,061	33.8%	19	\$ 26,750
Municipal Court	\$ 498,556	\$ 75,323	\$ 423,233	15.1%	22	\$ 65,830
Legal Clerk	\$ 199,087	\$ 44,402	\$ 154,685	22.3%		\$ 40,476
	\$ 264,758	\$ 39,676	\$ 225,082	15.0%	23	\$ 37,627
Human Resources	\$ 540,545	\$ 125,752	\$ 414,793	23.3%		\$ 108,547
Sustainability	\$ 434,424	\$ 86,780	\$ 347,644	20.0%		\$ 73,826
Finance & Treasury	\$ 250,318	\$ 16,722	\$ 233,596	6.7%	12	\$ 16,523
Assessing	\$ 843,325	\$ 111,973	\$ 731,352	13.3%	9,22	\$ 95,539
B&G - Fire Station #1	\$ 604,838	\$ 97,117	\$ 507,721	16.1%	22	\$ 113,029
B&G - Maintenance Facility	\$ 43,800	\$ 6,959	\$ 36,841	15.9%	10	\$ 5,589
B&G - New City Hall	\$ 63,350	\$ 16,443	\$ 46,907	26.0%	10	\$ 14,003
B&G - Police Evidence Facility	\$ 471,882	\$ 86,247	\$ 385,635	18.3%	10	\$ 84,785
B&G - Marketplace Fire Station	\$ 10,500	\$ 1,456	\$ 9,044	13.9%	10	\$ 3,475
B&G - Uptown Fire Station	\$ 54,500	\$ 17,662	\$ 36,838	32.4%	10	\$ 7,690
Interdepartmental - Other	\$ 58,800	\$ 12,777	\$ 46,023	21.7%	10	\$ 8,783
	\$ 168,912	\$ 31,481	\$ 137,431	18.6%	11	\$ 32,621
TOTAL GENERAL GOVERNMENT	\$ 4,590,758	\$ 798,872	\$ 3,791,886	17.4%		\$ 735,093
Law Enforcement	\$ 9,543,962	\$ 2,057,290	\$ 7,486,672	21.6%	22	\$ 2,146,215
Fire Department	\$ 3,682,260	\$ 748,303	\$ 2,933,957	20.3%	22	\$ 660,859
Building Inspection	\$ 559,171	\$ 106,465	\$ 452,706	19.0%	22	\$ 99,748
Other Public Safety	\$ 1,243,022	\$ 535,417	\$ 707,605	43.1%	13	\$ 468,894
TOTAL PUBLIC SAFETY	\$ 15,028,415	\$ 3,447,475	\$ 11,580,940	22.9%		\$ 3,375,716
Public Works	\$ 2,834,874	\$ 455,564	\$ 2,379,310	16.1%	15,22	\$ 408,382
Mass Transit	\$ -	\$ -	\$ -	0.0%	14	\$ -
TOTAL PUBLIC WORKS	\$ 2,834,874	\$ 455,564	\$ 2,379,310	16.1%		\$ 408,382
Senior Citizens Programs	\$ 835,712	\$ 191,159	\$ 644,553	22.9%		\$ 166,076
Community Center	\$ 120,116	\$ 14,288	\$ 105,828	11.9%	10,22	\$ 10,170
Parks Department	\$ 1,413,067	\$ 248,288	\$ 1,164,779	17.6%	22	\$ 228,982
Recreation & Leisure	\$ 381,320	\$ 85,798	\$ 295,522	22.5%	17	\$ 53,474
FACTv	\$ 440,103	\$ 89,937	\$ 350,166	20.4%	18	\$ -
CULTURE, RECREATION & EDUCATION	\$ 3,190,318	\$ 629,470	\$ 2,560,848	19.7%		\$ 458,702
ZONING & PLANNING	\$ 393,963	\$ 80,619	\$ 313,344	20.5%		\$ 63,579
ECONOMIC DEVELOPMENT	\$ 325,074	\$ 69,989	\$ 255,085	21.5%		\$ 66,806
TRANSFERS TO OTHER FUNDS	\$ 1,070,849	\$ -	\$ 1,070,849	0.0%	16	\$ -
TOTAL EXPENDITURES	\$ 27,434,251	\$ 5,481,989	\$ 21,952,262	20.0%		\$ 5,108,278
NET TOTAL - AVAILABLE REVENUES OVER/(UNDER) EXPENDITURES	-	\$ 15,644,161	\$ (15,644,161)			\$ 14,940,164

25.00% of the Fiscal Year has Expended

VARIANCE NOTES

- 1 Under governmental accounting guidelines, property taxes are recorded as of January 1 of the year, although collection of taxes is not completed until the end of August.
- 2 Payment in lieu of taxes from the utility is paid quarterly.
- 3 Transportation aids are received quarterly; shared revenues rec'd 15% in July, 85% in November; 2% fire insurance dues and exempt computer aid paid in July; PMS aid posted at end of year.
- 5 Administrative charges to the utility are billed quarterly. Library is billed annually at the end of the first quarter.
- 6 The bulk of the other sources budget is a 'budget-only' revenue source for fund balance applied.
- 8 The non-cash bad debt allowance adjustment is calculated and posted at the end of each year. The portion paid to the County and State is generally posted to the following month (except at the end of the year). Often see higher collections from February - April due to the use of DOR's tax refund intercept program (TRIP) for collection of unpaid balances.
- 9 Audit services are typically incurred 75-80% in the first six months and 20-25% in the last quarter while preparing for next years audit.
- 10 Amounts are budgeted for unknown, miscellaneous building repairs that may be needed during the year. Actual repairs and timing varies based on what is needed.
- 11 Annual employee retirement payouts made in January.
- 12 HNI grants generally reimbursed to grantees near the end of the year.
- 13 Fitchrona EMS is paid 50% of the City's allocation in January and 50% in June/July.
- 14 Mass Transit moved from the General Fund to a separate special revenue fund (Fund 231) in 2023.
- 15 Road maintenance budget generally spent in late summer or early fall.
- 16 Transfer of fund balance from the General Fund to the Capital Projects Fund for ERP aid gap planning and future planned capital projects completed at end of year.
- 17 Delay from when revenue collected (beginning of program) and when 80/20 instructor and LTE staff expenses are paid (end of program).
- 18 FACTv reclassified from a separate special revenue fund (Fund 207) to a department within the General Fund beginning
- 19 Annual League and DCCVA dues paid in January/February.
- 20 Engineering charges to others higher in spring and summer due to timing of construction projects that result in billable time to developments.
- 21 Building and zoning permits generally higher in Spring and Summer due to increased construction activity. Large commercial or multi-family buildings will cause significant increases with a single permit. Business license renewal (i.e. liquor license renewal) primarily occurs between March and August. Business licensing revenue higher in even years due to two-year licensing renewals.
- 22 Staff vacancies; unpaid time off
- 23 Outside legal counsel needs have been primarily the result of situations that are charged to a different fund (i.e. TID or insurance internal service fund).
- 24 The Stormwater Utility District (SUD) reimbursement of charges to the General Fund is generally calculated at the end of the year. Interest revenue significantly higher than budgeted due to rebound of the market.

SUPPLEMENTAL EXPENDITURE REPORT TO THE FINANCE COMMITTEE

General Fund By Object Code

	3/31/2023	% of
	YTD Actual	Total
110 SALARIES & WAGES	\$ 2,286,415.54	41.71%
115 OVERTIME WAGES	\$ 156,956.76	2.86%
120 PT/LTE/SEASONAL WAGES	\$ 63,771.05	1.16%
125 SHIFT DIFFERENTIAL	\$ 1,239.15	0.02%
131 FICA	\$ 201,824.83	3.68%
132 WRS	\$ 262,876.09	4.80%
135 LONGEVITY BENEFIT	\$ 56,318.75	1.03%
150 POC SERVICES	\$ 102,789.46	1.88%
160 HEALTH INS	\$ 568,629.65	10.37%
161 LIFE INS	\$ 5,439.55	0.10%
163 DENTAL INS	\$ 34,422.77	0.63%
164 TAXABLE CLOTHING ALLOWANCE	\$ 21,225.00	0.39%
189 EMPLOYEE RETIREMENT RESERVE	\$ 23,701.96	0.43%
190 HOLIDAY PREMIUM	\$ 8,812.07	0.16%
TOTAL SALARIES, WAGES & DIRECT FRINGE BENEFITS	\$ 3,794,422.63	69.22%
203 OUTSIDE LEGAL COUNSEL	\$ 425.00	0.01%
210 PROFESSIONAL SERVICES	\$ 16,649.54	0.30%
212 AUDIT & FINANCIAL CONSULTING	\$ 7,235.00	0.13%
220 STREET LIGHT SERVICE - MG&E	\$ 44,843.99	0.82%
225 STREET LIGHT MAINTENANCE	\$ 8,362.37	0.15%
240 REPAIRS & MAINT - BY OTHERS	\$ 19,975.07	0.36%
245 COMPUTER RELATED REP & MAINT	\$ 59,077.44	1.08%
250 PUBLIC NOTICES & ADVERTISEMENT	\$ 1,802.24	0.03%
251 RECRUITMENT & TEST - PD	\$ 679.57	0.01%
252 RECRUITMENT & TEST - FD	\$ 466.27	0.01%
253 RECRUITMENT & TEST - HIGHWAY	\$ 294.10	0.01%
269 DANE CO CAD	\$ 19,805.89	0.36%
270 FITCHRONA EMS CONTRIBUTION	\$ 515,611.00	9.41%
289 GOLF COURSE MAINTENANCE	\$ 13,256.00	0.24%
290 OTHER CONTRACTURAL SERVICES	\$ 33,064.71	0.60%
TOTAL CONTRACTUAL SERVICES	\$ 741,548.19	13.53%
310 OFFICE SUPPLIES & POSTAGE	\$ 12,430.03	0.23%
311 POSTAGE CLEARING	\$ 3,580.16	0.07%
320 PUBLICATIONS, DUES & SUBSCRIPT	\$ 29,077.45	0.53%
323 UNIFORMS	\$ 9,653.85	0.18%
324 PROTECTIVE GEAR	\$ 4,182.27	0.08%
325 TRAINING & STAFF DEVELOPMENT	\$ 25,569.33	0.47%
327 YMCA MEMBERSHIP	\$ 1,488.00	0.03%
330 VEHICLE USE REIMBURSEMENT	\$ 392.35	0.01%
335 VEHICLE EXPENSE	\$ 30,912.25	0.56%
340 OPERATING MATERIALS & SUPPLIES	\$ 24,370.23	0.44%
341 MEDICAL/EMS SUPPLIES	\$ 1,379.69	0.03%
345 PUBLIC INFORMATION & EDUCATION	\$ 3,043.93	0.06%
350 REPAIR & MAINT SUPPLIES	\$ 14,407.78	0.26%
355 EQUIPMENT OPERATING EXPENSE	\$ 14,838.99	0.27%
360 BUILDING REPAIRS & MAINTENANCE	\$ 6,835.36	0.12%
363 COMMUNICATIONS EXPENSE	\$ 171.75	0.00%
365 TELEPHONE & UTILITIES	\$ 62,499.25	1.14%
397 GASOLINE/DIESEL FUEL	\$ 51,847.74	0.95%
TOTAL OPERATING EXPENSES	\$ 296,680.41	5.41%
370 ROADWAY SUPPLIES	\$ 21,550.76	0.39%
371 POLES & LIGHTS REPLACE STOCK	\$ 1,022.62	0.02%
375 ROAD MAINTENANCE	\$ 2,110.00	0.04%
TOTAL ROADWAY & ROAD RELATED EXPENSES (NON-CAPITAL)	\$ 24,683.38	0.45%
380 EMPLOYEE RECOG & MEMORIALS	\$ 225.00	0.00%
384 INVESTIGATIVE SUPPLIES	\$ 4,110.87	0.07%
386 NUTRITION PROGRAM	\$ 1,018.69	0.02%
387 PROGRAM EXPENSES (SENIOR/REC)	\$ 4,394.26	0.08%
390 OTHER	\$ 19,700.33	0.36%
TOTAL MISCELLANEOUS PROGRAMS EXPENSE	\$ 29,449.15	0.54%
505 LEASE/RENTAL COSTS	\$ 5,440.42	0.10%
570 TECHNOLOGY ISF ALLOCATION - OPERATING	\$ 268,356.49	4.90%
571 MPSIS ALLOCATION	\$ 179,825.18	3.28%
572 INSURANCE ISF ALLOCATION	\$ 122,998.26	2.24%
573 TECHNOLOGY ISF ALLOCATION - CAPITAL	\$ 18,583.74	0.34%
TOTAL ALLOCATED CHARGES	\$ 595,204.09	10.86%
TOTAL MISCELLANEOUS - NON DEPARTMENTAL	\$ -	0.00%
	\$ 5,481,987.85	100.00%

SUPPLEMENTAL EXPENDITURE REPORT TO THE FINANCE COMMITTEE
General Fund By Object Code - Sorted by Percentage

	3/31/2023	% of
	YTD Actual	Total
110 SALARIES & WAGES	\$ 2,286,415.54	41.71%
160 HEALTH INS	\$ 568,629.65	10.37%
270 FITCHRONA EMS CONTRIBUTION	\$ 515,611.00	9.41%
570 TECHNOLOGY ISF ALLOCATION - OPERATING	\$ 268,356.49	4.90%
132 WRS	\$ 262,876.09	4.80%
131 FICA	\$ 201,824.83	3.68%
571 MPSIS ALLOCATION	\$ 179,825.18	3.28%
115 OVERTIME WAGES	\$ 156,956.76	2.86%
572 INSURANCE ISF ALLOCATION	\$ 122,998.26	2.24%
150 POC SERVICES	\$ 102,789.46	1.88%
120 PT/LTE/SEASONAL WAGES	\$ 63,771.05	1.16%
365 TELEPHONE & UTILITIES	\$ 62,499.25	1.14%
245 COMPUTER RELATED REP & MAINT	\$ 59,077.44	1.08%
135 LONGEVITY BENEFIT	\$ 56,318.75	1.03%
397 GASOLINE/DIESEL FUEL	\$ 51,847.74	0.95%
220 STREET LIGHT SERVICE - MG&E	\$ 44,843.99	0.82%
163 DENTAL INS	\$ 34,422.77	0.63%
290 OTHER CONTRACTURAL SERVICES	\$ 33,064.71	0.60%
335 VEHICLE EXPENSE	\$ 30,912.25	0.56%
320 PUBLICATIONS, DUES & SUBSCRIPT	\$ 29,077.45	0.53%
325 TRAINING & STAFF DEVELOPMENT	\$ 25,569.33	0.47%
340 OPERATING MATERIALS & SUPPLIES	\$ 24,370.23	0.44%
189 EMPLOYEE RETIREMENT RESERVE	\$ 23,701.96	0.43%
370 ROADWAY SUPPLIES	\$ 21,550.76	0.39%
164 TAXABLE CLOTHING ALLOWANCE	\$ 21,225.00	0.39%
240 REPAIRS & MAINT - BY OTHERS	\$ 19,975.07	0.36%
269 DANE CO CAD	\$ 19,805.89	0.36%
390 OTHER	\$ 19,700.33	0.36%
573 TECHNOLOGY ISF ALLOCATION - CAPITAL	\$ 18,583.74	0.34%
210 PROFESSIONAL SERVICES	\$ 16,649.54	0.30%
355 EQUIPMENT OPERATING EXPENSE	\$ 14,838.99	0.27%
350 REPAIR & MAINT SUPPLIES	\$ 14,407.78	0.26%
289 GOLF COURSE MAINTENANCE	\$ 13,256.00	0.24%
310 OFFICE SUPPLIES & POSTAGE	\$ 12,430.03	0.23%
323 UNIFORMS	\$ 9,653.85	0.18%
190 HOLIDAY PREMIUM	\$ 8,812.07	0.16%
225 STREET LIGHT MAINTENANCE	\$ 8,362.37	0.15%
212 AUDIT & FINANCIAL CONSULTING	\$ 7,235.00	0.13%
360 BUILDING REPAIRS & MAINTENANCE	\$ 6,835.36	0.12%
505 LEASE/RENTAL COSTS	\$ 5,440.42	0.10%
161 LIFE INS	\$ 5,439.55	0.10%
387 PROGRAM EXPENSES (SENIOR/REC)	\$ 4,394.26	0.08%
324 PROTECTIVE GEAR	\$ 4,182.27	0.08%
384 INVESTIGATIVE SUPPLIES	\$ 4,110.87	0.07%
311 POSTAGE CLEARING	\$ 3,580.16	0.07%
345 PUBLIC INFORMATION & EDUCATION	\$ 3,043.93	0.06%
375 ROAD MAINTENANCE	\$ 2,110.00	0.04%
250 PUBLIC NOTICES & ADVERTISEMENT	\$ 1,802.24	0.03%
327 YMCA MEMBERSHIPS	\$ 1,488.00	0.03%
341 MEDICAL/EMS SUPPLIES	\$ 1,379.69	0.03%
125 SHIFT DIFFERENTIAL	\$ 1,239.15	0.02%
371 POLES & LIGHTS REPLACE STOCK	\$ 1,022.62	0.02%
386 NUTRITION PROGRAM	\$ 1,018.69	0.02%
251 RECRUITMENT & TEST - PD	\$ 679.57	0.01%
252 RECRUITMENT & TEST - FD	\$ 466.27	0.01%
203 OUTSIDE LEGAL COUNSEL	\$ 425.00	0.01%
330 VEHICLE USE REIMBURSEMENT	\$ 392.35	0.01%
253 RECRUITMENT & TEST - HIGHWAY	\$ 294.10	0.01%
380 EMPLOYEE RECOG & MEMORIALS	\$ 225.00	0.00%
363 COMMUNICATIONS EXPENSE	\$ 171.75	0.00%
TOTAL SALARIES, WAGES & DIRECT FRINGE BENEFITS	\$ 3,794,422.63	69.22%
TOTAL CONTRACTUAL SERVICES	\$ 741,548.19	13.53%
TOTAL OPERATING EXPENSES	\$ 296,680.41	5.41%
TOTAL ROADWAY & ROAD RELATED EXPENSES (NON-CAPITAL)	\$ 24,683.38	0.45%
TOTAL MISCELLANEOUS PROGRAMS EXPENSE	\$ 29,449.15	0.54%
TOTAL ALLOCATED CHARGES	\$ 595,204.09	10.86%
TOTAL MISCELLANEOUS - NON DEPARTMENTAL	\$ -	0.00%
Total	\$ 5,481,987.85	100.00%

City of Fitchburg
Other Governmental Fund Type Summaries
3/31/2023

Special Revenue Funds

	<u>Beginning Fund Balance</u>	<u>Revenues and Sources of Funds</u>	<u>Expenditures and Uses of Funds</u>	<u>Current Ending Fund Balance</u>
Grants/Donations	\$ 117,570.64 (a)	\$ 12,562.49	\$ (12,325.36)	\$ 117,807.77 (a)
Park Dedication-prior	\$ 780,467.22	\$ 8,379.32	\$ -	\$ 788,846.54
Park Dedication-new	\$ 3,510,549.42	\$ 66,102.15	\$ (30,102.55)	\$ 3,546,549.02
FACTv (Cable)	\$ 192,446.05	\$ 7,836.26 (b)	\$ -	\$ 200,282.31
Refuse & Recycling	\$ 540,208.30	\$ 1,408,748.80 (c)	\$ (350,249.29)	\$ 1,598,707.81 (c)
Asset Forfeiture	\$ 20,577.75	\$ 220.89	\$ -	\$ 20,798.64
Community Wellbeing	\$ 12,321.55	\$ 132.27	\$ -	\$ 12,453.82
CEDA	\$ 932,153.22 (d)	\$ 3,919.49	\$ (67,909.26)	\$ 868,163.45 (d)
Affordable Housing	\$ 2,772,578.04	\$ 29,748.33	\$ (3,562.50)	\$ 2,798,763.87
Cemetery	\$ 130,781.27	\$ 5,224.79	\$ (675.00)	\$ 135,331.06
ARPA Funds	\$ 36,006.87	\$ 2,956,127.32	\$ (934,103.86)	\$ 2,058,030.33 (k)
TID Closure	\$ (161,035.00)	\$ 1,849,190.66	\$ (378,965.00)	\$ 1,309,190.66 (k)
Transit	\$ -	\$ 552,395.00	\$ -	\$ 552,395.00 (k)
Library	\$ 1,060,807.60	\$ 2,224,842.53 (e)	\$ (696,465.54)	\$ 2,589,184.59 (e)
	<u>\$ 9,945,432.93</u>	<u>\$ 9,125,430.30</u>	<u>\$ (2,474,358.36)</u>	<u>\$ 16,596,504.87</u>

Debt Service Funds

	<u>Beginning Fund Balance</u>	<u>Revenues and Sources of Funds</u>	<u>Expenditures and Uses of Funds</u>	<u>Current Ending Fund Balance</u>
Debt Service	\$ 3,316,484.22	\$ 4,784,281.15 (e)	\$ (3,877,832.52)	\$ 4,222,932.85 (f)

Capital Projects Funds

	<u>Beginning Fund Balance</u>	<u>Revenues and Sources of Funds</u>	<u>Expenditures and Uses of Funds</u>	<u>Current Ending Fund Balance</u>
Capital Projects	\$ 23,798,079.29	\$ 5,207,919.66 (e)	\$ (573,237.56)	\$ 28,432,761.39
TID 4	\$ 15,300,796.52	\$ 5,073,074.83 (e)	\$ (353,199.49)	\$ 20,020,671.86
TID 6	\$ 54,064.12	\$ 39,416.74 (e)	\$ (2,545.61)	\$ 90,935.25
TID 9	\$ 6,914,670.63	\$ 2,309,783.26 (e)	\$ (670,232.53)	\$ 8,554,221.36
TID 10	\$ (944,318.83) (g)	\$ 1,230,093.53	\$ (566,953.94)	\$ (281,179.24)
TID 11	\$ (35,535.04) (g)	\$ 195.23	\$ (129.75)	\$ (35,469.56) (g)
TID 12	\$ 792,858.49	\$ 1,824,846.90	\$ (1,183,235.00)	\$ 1,434,470.39
TID 13	\$ 432,863.53 (g)	\$ 357,100.56	\$ (294,607.73)	\$ 495,356.36
TID 14	\$ (34,697.44)	\$ 2.49	\$ (71.03)	\$ (34,765.98) (g)
TID 15	\$ (568.15)	\$ 668,376.82	\$ (1,046.87)	\$ 666,761.80
	<u>\$ 46,278,213.12</u>	<u>\$ 16,710,810.02</u>	<u>\$ (3,645,259.51)</u>	<u>\$ 59,343,763.63</u>

Internal Service Funds

	<u>Beginning Fund Balance</u>	<u>Revenues and Sources of Funds</u>	<u>Expenditures and Uses of Funds</u>	<u>Current Ending Fund Balance</u>
Technology	\$ 844,016.28	\$ 363,966.58 (h)	\$ (268,946.50)	\$ 939,036.36 (i)
Insurance/Risk Mgmt	\$ 381,129.39	\$ 167,802.62 (h)	\$ (425,860.52)	\$ 123,071.49 (j)
	<u>\$ 1,225,145.67</u>	<u>\$ 531,769.20</u>	<u>\$ (694,807.02)</u>	<u>\$ 1,062,107.85</u>

Notes:

- (a) - full amount restricted based on donor/grantee requirements
- (b) - most of the revenue for this fund is franchise fees, paid quarterly in February (for prior year), May, August, and November
- (c) - most of the revenue for this fund is garbage charges on the property tax bills and settled in January/February
- (d) - see CEDA report for categories of fund balance by assignment
- (e) - most of the revenue for this fund is levied on the property tax bills and settled in January/February
- (f) - debt payments occur throughout the year and the ending fund balance is mostly restricted
- (g) - TID is at a loss, which is common for the first couple years of the TID based on the timing of tax increment. An advance from the General Fund is posted and is expected to be paid back when increment is available.
- (h) - Charges to other departments occurs monthly though many purchases done in the beginning of the year.
- (i) - Much of this balance is assigned to future equipment replacement, based on accumulated depreciation charged to departments throughout the years.
- (j) - Most premiums paid at beginning of year but collected from departments monthly.
- (k) - Most of the funding was classified as unearned revenue (liability account) as of 12/31/21. Reclassified to revenue in 2022, but may need to be revised at end of year based on actual grant expenditures.

**CITY OF FITCHBURG
REVENUES WITH COMPARISON TO BUDGET
FOR THE 3 MONTHS ENDING MARCH 31, 2023**

GENERAL FUND

	BUDGET	PERIOD ACTUAL	YTD ACTUAL	VARIANCE	% OF BUDGET	PRIOR YTD
<u>TAXES</u>						
100-4111-000 LOCAL PROPERTY TAXES	19,338,941.00	.00	19,338,941.00	.00	100.00	18,352,861.00
100-4111-999 BAD DEBT EXPENSE - DEL PP TAX	(10,000.00)	.00	.00	(10,000.00)	.00	.00
100-4114-000 MOBILE HOME/MISC TAXES	2,620.00	1,016.17	1,257.49	1,362.51	48.00	1,357.52
100-4121-000 HOTEL ROOM TAX - GENERAL FUND	29,420.00	.00	.00	29,420.00	.00	.00
100-4131-000 TAX EQUIVALENT-UTILITY	893,900.00	199,633.00	199,633.00	694,267.00	22.33	199,814.00
100-4180-000 INTEREST ON DELINQUENT PP TAX	2,500.00	655.13	952.23	1,547.77	38.09	1,144.78
100-4180-100 USE VALUE PENALTIES-CITY SHARE	11,357.00	.00	.00	11,357.00	.00	43,664.59
100-4180-200 INTEREST ON DELINQ ROOM TAX	.00	.00	25.00	(25.00)	.00	25.00
TOTAL TAXES	20,268,738.00	201,304.30	19,540,808.72	727,929.28	96.41	18,598,866.89
<u>INTERGOVERNMENTAL REVENUES</u>						
100-4321-500 OTHER FED LAW ENFORCE GRANT	3,000.00	.00	4,808.42	(1,808.42)	160.28	.00
100-4330-000 FEDERAL LAND AIDS	1,601.00	.00	.00	1,601.00	.00	.00
100-4341-000 STATE SHARED REVENUES	705,249.00	.00	.00	705,249.00	.00	.00
100-4342-000 FIRE INSURANCE TAXES (2% DUES)	157,258.00	.00	.00	157,258.00	.00	.00
100-4351-200 STATE DISASTER GRANTS	.00	825.00	825.00	(825.00)	.00	.00
100-4351-400 STATE GRANT POLICE	.00	.00	720.00	(720.00)	.00	.00
100-4353-000 STATE HIGHWAY AIDS	2,103,686.00	.00	525,921.54	1,577,764.46	25.00	457,323.08
100-4354-000 EXEMPT COMPUTER AID	246,117.00	.00	.00	246,117.00	.00	.00
100-4359-000 EXEMPT PERSONAL PROPERTY AID	122,709.00	.00	.00	122,709.00	.00	.00
100-4359-001 FRANCHISE FEE REDUCTION AID	63,196.00	.00	.00	63,196.00	.00	.00
100-4361-000 PAYMENTS FOR MUNICIPAL SERVICE	40,000.00	.00	1,244.68	38,755.32	3.11	.00
100-4362-000 STATE LAND AIDS	35,000.00	.00	33,707.30	1,292.70	96.31	35,251.20
100-4374-000 SENIOR REIMBURSEMENTS-COUNTY	102,015.00	.00	1,891.17	100,123.83	1.85	1,989.41
100-4377-100 MISC COUNTY GRANTS	21,518.00	12,612.82	23,454.00	(1,936.00)	109.00	21,518.00
TOTAL INTERGOVERNMENTAL REVE	3,601,349.00	13,437.82	592,572.11	3,008,776.89	16.45	516,081.69
<u>LICENSE AND PERMITS</u>						
100-4410-000 BUSINESS & OCCUPATIONAL LIC	52,000.00	3,260.00	15,409.00	36,591.00	29.63	27,353.00
100-4420-000 NON BUSINESS LICENSES	13,620.00	1,122.25	5,463.00	8,157.00	40.11	5,139.68
100-4430-000 BLDG PERMIT & INSPECTION FEES	370,000.00	78,163.40	149,863.03	220,136.97	40.50	264,121.75
100-4430-100 COMMERCIAL PLAN REVIEW FEES	10,000.00	150.50	2,305.50	7,694.50	23.06	.00
100-4440-000 ZONING PERMITS & FEES	170,000.00	17,911.06	59,018.30	110,981.70	34.72	265,347.51
100-4490-000 OTHER REGULATION & COMPLIANCE	40,000.00	7,730.00	22,855.58	17,144.42	57.14	19,040.00
100-4490-100 CABLE FRANCHISE FEES - AT&T	30,000.00	.00	.00	30,000.00	.00	.00
100-4490-200 CABLE FRANCHISE FEES - TDS	11,000.00	.00	.00	11,000.00	.00	.00
100-4490-300 CABLE FRANCHISE FEES - CHARTER	186,000.00	.00	.00	186,000.00	.00	.00
TOTAL LICENSE AND PERMITS	882,620.00	108,337.21	254,914.41	627,705.59	28.88	581,001.94

**CITY OF FITCHBURG
REVENUES WITH COMPARISON TO BUDGET
FOR THE 3 MONTHS ENDING MARCH 31, 2023**

GENERAL FUND

	BUDGET	PERIOD ACTUAL	YTD ACTUAL	VARIANCE	% OF BUDGET	PRIOR YTD
<u>FINES, FORFEITS AND PENALTIES</u>						
100-4510-000 LAW & ORDINANCE VIOLATIONS	160,000.00	20,616.17	69,914.73	90,085.27	43.70	62,332.33
TOTAL FINES, FORFEITS AND PENALT	160,000.00	20,616.17	69,914.73	90,085.27	43.70	62,332.33
<u>PUBLIC CHARGES FOR SERVICES</u>						
100-4610-100 GENERAL GOVERNMENT CHARGES	20,000.00	1,444.00	3,634.00	16,366.00	18.17	8,694.37
100-4621-100 PUBLIC SAFETY CHARGES	24,800.00	389.73	757.63	24,042.37	3.05	662.26
100-4631-100 ENGINEERING CHARGES TO OTHERS	15,000.00	.00	.00	15,000.00	.00	770.56
100-4672-100 RECREATION FEES	165,000.00	36,286.98	54,915.55	110,084.45	33.28	22,711.68
100-4672-200 PARK SHELTER RENTAL FEES	60,000.00	7,456.54	22,494.53	37,505.47	37.49	14,655.10
100-4672-300 SENIOR PROGRAM FEES	48,665.00	3,591.31	12,091.68	36,573.32	24.85	10,024.21
100-4690-000 OTHER PUBLIC CHGS FOR SERVICE	5,150.00	1,092.60	1,092.60	4,057.40	21.22	42.60
TOTAL PUBLIC CHARGES FOR SERVI	338,615.00	50,261.16	94,985.99	243,629.01	28.05	57,560.78
<u>INTERGOV CHARGES FOR SERVICES</u>						
100-4730-102 DANECOM REIMBURSEMENT	1,680.00	.00	1,680.00	.00	100.00	7,500.00
100-4740-100 ADMIN CHARGES TO UTILITIES	122,500.00	30,625.00	30,625.00	91,875.00	25.00	26,900.00
100-4740-207 ADMIN FEE-CABLE	.00	.00	.00	.00	.00	5,475.00
100-4740-250 ADMINSTRATIVE CHGS TO LIBRARY	141,800.00	141,800.00	141,800.00	.00	100.00	133,800.00
TOTAL INTERGOV CHARGES FOR SE	265,980.00	172,425.00	174,105.00	91,875.00	65.46	173,675.00
<u>MISCELLANEOUS REVENUE</u>						
100-4810-100 INTEREST ON TEMP INVESTMENTS	101,000.00	100,567.55	326,572.51 (225,572.51)	323.34	4,062.37
100-4810-200 INTEREST ON DELINQ S/A & ACCTS	400.00	205.49	336.25	63.75	84.06	.00
100-4820-200 BUILDING RENTALS	15,000.00	2,137.00	3,278.28	11,721.72	21.86	19,386.87
100-4820-401 LEASE REVENUE-FIRE STATION #1	17,590.00 (2,919.52)	17,590.12 (.12)	100.00	.00
100-4830-200 SR SUBSCRIPTIONS & AD SALES	2,000.00	.00	2,410.00 (410.00)	120.50	2,144.00
100-4830-500 MAINT FACILITY REIMB UD#1	2,000.00	988.89	988.89	1,011.11	49.44	635.59
100-4830-600 SUD REIMBURSEMENT FOR HWY WO	30,000.00	.00	.00	30,000.00	.00	.00
100-4850-000 DONATIONS	500.00	68.00	216.23	283.77	43.25	100.83
100-4860-000 PCARD REBATE	20,000.00	.00	.00	20,000.00	.00	.00
100-4890-000 MISCELLANEOUS INCOME	500.00	25.05	1,143.45 (643.45)	228.69	1,338.63
100-4890-100 WORKER'S COMP REIMBURSEMENT	.00	.00	.00	.00	.00	2,843.12
100-4890-550 ACCIDENT RECOVERIES	1,000.00	.00	7,912.53 (6,912.53)	791.25	145.59
100-4890-600 SALE OF FIXED ASSETS	.00	.00	.00	.00	.00	9,476.31
TOTAL MISCELLANEOUS REVENUE	189,990.00	101,072.46	360,448.26 (170,458.26)	189.72	40,133.31

**CITY OF FITCHBURG
REVENUES WITH COMPARISON TO BUDGET
FOR THE 3 MONTHS ENDING MARCH 31, 2023**

GENERAL FUND

	BUDGET	PERIOD ACTUAL	YTD ACTUAL	VARIANCE	% OF BUDGET	PRIOR YTD
<u>OTHER FINANCING SOURCES</u>						
100-4922-225 TRANSFER FROM CEDA	58,075.00	14,518.00	14,518.00	43,557.00	25.00	13,790.00
100-4922-300 TRANSFER BRUSH COLLECTION REI	20,000.00	5,000.00	5,000.00	15,000.00	25.00	5,000.00
100-4924-213 TRANS FROM RECY - RENT	2,513.00	629.00	629.00	1,884.00	25.03	.00
100-4925-602 UTILITY DIST #1 - RENT	51,667.00	12,916.75	12,916.75	38,750.25	25.00	.00
100-4925-604 RENT - SUD	2,513.00	629.00	629.00	1,884.00	25.03	.00
100-4930-100 FUND BAL APPLIED	1,592,191.00	.00	.00	1,592,191.00	.00	.00
100-4999-000 AR CLEARING REV	.00	1,917.10	4,708.50	(4,708.50)	.00	.00
TOTAL OTHER FINANCING SOURCES	1,726,959.00	35,609.85	38,401.25	1,688,557.75	2.22	18,790.00
TOTAL FUND REVENUE	27,434,251.00	703,063.97	21,126,150.47	6,308,100.53	77.01	20,048,441.94

**CITY OF FITCHBURG
EXPENDITURES WITH COMPARISON TO BUDGET
FOR THE 3 MONTHS ENDING MARCH 31, 2023**

GENERAL FUND

	BUDGET	PERIOD ACTUAL	YTD ACTUAL	UNEXPENDED	% OF BUDGET	PRIOR YTD
<u>MAYOR & COMMON COUNCIL</u>						
100-5110-110 SALARIES & WAGES - MAYOR & CC	50,500.00	3,115.42	9,346.26	41,153.74	18.51	9,346.26
100-5110-131 FICA	3,863.00	238.34	715.02	3,147.98	18.51	715.02
100-5110-310 OFFICE SUPPLIES & POSTAGE	200.00	.00	41.97	158.03	20.99	.00
100-5110-320 PUBLICATIONS, DUES & SUBSCRIPT	15,705.00	.00	15,688.57	16.43	99.90	14,477.19
100-5110-325 TRAINING & TRAVEL	1,500.00	.00	.00	1,500.00	.00	200.00
100-5110-330 VEHICLE USE REIMBURSEMENT	105.00	.00	.00	105.00	.00	.00
100-5110-340 OPERATING MATERIALS & SUPPLIES	2,050.00	.00	.00	2,050.00	.00	.00
100-5110-570 IT OPERATING ISF ALLOCATION	8,435.00	702.92	2,108.76	6,326.24	25.00	1,800.00
100-5110-572 INSURANCE ISF ALLOCATION	545.00	45.42	136.26	408.74	25.00	142.50
100-5110-573 IT CAPITAL ISF ALLOCATION	260.00	21.67	65.01	194.99	25.00	68.76
TOTAL MAYOR & COMMON COUNCIL	83,163.00	4,123.77	28,101.85	55,061.15	33.79	26,749.73
<u>ADMINISTRATOR</u>						
100-5115-110 SALARIES & WAGES-ADMIN	356,321.00	17,628.86	48,355.20	307,965.80	13.57	46,060.93
100-5115-115 OVERTIME	.00	.00	(4.25)	4.25	.00	.00
100-5115-131 FICA	27,338.00	1,286.28	3,591.03	23,746.97	13.14	3,457.38
100-5115-132 WRS	24,300.00	1,198.76	3,371.07	20,928.93	13.87	3,048.00
100-5115-135 LONGEVITY	1,035.00	.00	1,035.00	.00	100.00	990.00
100-5115-160 HEALTH INS	41,924.00	3,493.64	10,480.92	31,443.08	25.00	4,988.28
100-5115-161 LIFE INS	736.00	51.41	154.23	581.77	20.96	154.26
100-5115-162 DISABILITY INS	1,200.00	.00	.00	1,200.00	.00	.00
100-5115-163 DENTAL INS	3,995.00	211.32	633.96	3,361.04	15.87	633.96
100-5115-245 COMPUTER RELATED REP & MAINT	120.00	.00	119.40	.60	99.50	119.40
100-5115-310 OFFICE SUPPLIES & POSTAGE	200.00	1.20	307.56	(107.56)	153.78	24.89
100-5115-320 PUBLICATIONS, DUES & SUBSCRIPT	2,000.00	.00	234.00	1,766.00	11.70	225.00
100-5115-325 TRAINING & TRAVEL	6,600.00	327.00	896.00	5,704.00	13.58	722.00
100-5115-330 VEHICLE USE REIMBURSEMENT	1,090.00	78.60	78.60	1,011.40	7.21	63.18
100-5115-340 OPERATING MATERIALS & SUPP	300.00	.00	.00	300.00	.00	.00
100-5115-345 PUBLIC INFORMATION & EDUCATION	9,200.00	533.70	533.70	8,666.30	5.80	1,178.95
100-5115-355 EQUIPMENT OPERATING EXPENSE	50.00	.00	.00	50.00	.00	.00
100-5115-570 IT OPERATING ISF ALLOCATION	18,910.00	1,575.83	4,727.49	14,182.51	25.00	3,377.49
100-5115-572 INSURANCE ISF ALLOCATION	2,462.00	205.17	615.51	1,846.49	25.00	579.99
100-5115-573 IT CAPITAL ISF ALLOCATION	775.00	64.58	193.74	581.26	25.00	206.25
TOTAL ADMINISTRATOR	498,556.00	26,656.35	75,323.16	423,232.84	15.11	65,829.96

**CITY OF FITCHBURG
EXPENDITURES WITH COMPARISON TO BUDGET
FOR THE 3 MONTHS ENDING MARCH 31, 2023**

GENERAL FUND

	BUDGET	PERIOD ACTUAL	YTD ACTUAL	UNEXPENDED	% OF BUDGET	PRIOR YTD
<u>MUNICIPAL COURT</u>						
100-5120-110 SALARIES & WAGES - MUN COURT	122,880.00	10,456.16	27,593.68	95,286.32	22.46	25,585.65
100-5120-120 PT/LTE/SEASONAL WAGES	5,731.00	30.00	60.00	5,671.00	1.05	263.25
100-5120-131 FICA	9,897.00	742.22	1,994.11	7,902.89	20.15	1,913.86
100-5120-132 WRS	5,402.00	405.18	1,123.76	4,278.24	20.80	1,080.28
100-5120-135 LONGEVITY BENEFIT	765.00	.00	765.00	.00	100.00	720.00
100-5120-160 HEALTH INS	20,962.00	1,746.82	5,240.46	15,721.54	25.00	4,988.28
100-5120-161 LIFE INS	114.00	10.51	31.53	82.47	27.66	31.56
100-5120-162 DISABILITY INS	400.00	.00	.00	400.00	.00	.00
100-5120-163 DENTAL INS	1,331.00	158.50	475.50	855.50	35.73	316.98
100-5120-245 COMPUTER RELATED REP & MAINT	400.00	.00	.00	400.00	.00	.00
100-5120-290 OTHER CONTRACTUAL SERVICES	2,000.00	173.80	407.60	1,592.40	20.38	247.00
100-5120-310 OFFICE SUPPLIES & POSTAGE	3,400.00	870.60	1,300.11	2,099.89	38.24	329.07
100-5120-320 PUBLICATIONS, DUES & SUBSCRIPT	270.00	.00	.00	270.00	.00	145.00
100-5120-325 TRAINING & TRAVEL	2,285.00	700.00	700.00	1,585.00	30.63	700.00
100-5120-330 VEHICLE USE REIMBURSEMENT	285.00	.00	.00	285.00	.00	.00
100-5120-340 OPERATING MATERIALS & SUPPLIES	3,625.00	.00	375.00	3,250.00	10.34	382.50
100-5120-390 OTHER - DOT SUSPENSION FEES	2,000.00	.00	.00	2,000.00	.00	.00
100-5120-570 IT OPERATING ISF ALLOCATION	15,250.00	1,270.83	3,812.49	11,437.51	25.00	3,225.00
100-5120-572 INSURANCE ISF ALLOCATION	1,315.00	109.58	328.74	986.26	25.00	341.25
100-5120-573 IT CAPITAL ISF ALLOCATION	775.00	64.58	193.74	581.26	25.00	206.25
TOTAL MUNICIPAL COURT	199,087.00	16,738.78	44,401.72	154,685.28	22.30	40,475.93
<u>LEGAL SERVICES</u>						
100-5130-110 SALARIES & WAGES - LEGAL DEPT	135,949.00	10,539.26	27,746.19	108,202.81	20.41	25,867.67
100-5130-131 FICA	10,400.00	783.97	2,062.87	8,337.13	19.84	1,974.44
100-5130-132 WRS	9,245.00	716.69	1,894.02	7,350.98	20.49	1,675.64
100-5130-160 HEALTH INS	20,962.00	1,700.48	5,082.34	15,879.66	24.25	4,900.25
100-5130-161 LIFE INS	131.00	9.81	29.33	101.67	22.39	27.47
100-5130-162 DISABILITY INS	400.00	.00	.00	400.00	.00	.00
100-5130-163 DENTAL INS	1,331.00	102.86	307.42	1,023.58	23.10	311.40
100-5130-203 OUTSIDE LEGAL COUNSEL	73,820.00	225.00	425.00	73,395.00	.58	1,317.50
100-5130-320 PUBLICATIONS, DUES & SUBSCRIPT	1,550.00	.00	162.50	1,387.50	10.48	.00
100-5130-325 TRAINING & TRAVEL	2,000.00	.00	.00	2,000.00	.00	.00
100-5130-330 VEHICLE USE REIMBURSEMENT	505.00	.00	.00	505.00	.00	.00
100-5130-340 OPERATING MATERIALS & SUPPLIES	600.00	.00	.00	600.00	.00	.00
100-5130-570 IT OPERATING ISF ALLOCATION	6,135.00	511.25	1,533.75	4,601.25	25.00	1,111.26
100-5130-572 INSURANCE ISF ALLOCATION	1,470.00	122.50	367.50	1,102.50	25.00	372.51
100-5130-573 IT CAPITAL ISF ALLOCATION	260.00	21.67	65.01	194.99	25.00	68.76
TOTAL LEGAL SERVICES	264,758.00	14,733.49	39,675.93	225,082.07	14.99	37,626.90

**CITY OF FITCHBURG
EXPENDITURES WITH COMPARISON TO BUDGET
FOR THE 3 MONTHS ENDING MARCH 31, 2023**

GENERAL FUND

	BUDGET	PERIOD ACTUAL	YTD ACTUAL	UNEXPENDED	% OF BUDGET	PRIOR YTD
<u>CLERK'S OFFICE</u>						
100-5142-110 SALARIES & WAGES - CLERKS OFFC	258,929.00	20,002.84	53,665.88	205,263.12	20.73	47,597.30
100-5142-115 OVERTIME WAGES	4,757.00	.00	.00	4,757.00	.00	.00
100-5142-120 PT/LTE/SEASONAL WAGES	41,688.00	.00	9,107.62	32,580.38	21.85	.00
100-5142-131 FICA	20,450.00	1,438.68	3,891.01	16,558.99	19.03	3,488.92
100-5142-132 WRS	17,973.00	1,360.20	3,707.09	14,265.91	20.63	3,121.21
100-5142-135 LONGEVITY BENEFIT	630.00	.00	630.00	.00	100.00	585.00
100-5142-160 HEALTH INS	71,409.00	6,180.05	18,081.61	53,327.39	25.32	16,997.46
100-5142-161 LIFE INS	781.00	55.90	166.90	614.10	21.37	165.75
100-5142-162 DISABILITY INS	1,414.00	.00	.00	1,414.00	.00	.00
100-5142-163 DENTAL INS	5,325.00	436.50	1,281.78	4,043.22	24.07	1,267.92
100-5142-210 PROFESSIONAL SERVICES	10,275.00	.00	.00	10,275.00	.00	450.00
100-5142-245 COMPUTER RELATED REP & MAINT	1,905.00	.00	314.00	1,591.00	16.48	624.00
100-5142-250 PUBLIC NOTICES & ADVERTISEMENT	19,500.00	.00	582.83	18,917.17	2.99	1,982.25
100-5142-290 OTHER CONTRACTUAL	1,080.00	193.05	272.91	807.09	25.27	189.85
100-5142-310 OFFICE SUPPLIES & POSTAGE	3,620.00	134.40	755.28	2,864.72	20.86	1,035.25
100-5142-320 PUBLICATIONS, DUES & SUBSCRIPT	620.00	.00	480.00	140.00	77.42	355.00
100-5142-325 TRAINING & TRAVEL	5,380.00	40.00	80.00	5,300.00	1.49	611.00
100-5142-330 VEHICLE USE REIMBURSEMENT	985.00	.00	.00	985.00	.00	.00
100-5142-340 OPERATING MATERIALS & SUPPLIES	70.00	.00	.00	70.00	.00	50.00
100-5142-355 EQUIPMENT OPERATING EXPENSE	4,697.00	(1.26)	4,414.55	282.45	93.99	2,725.07
100-5142-390 ELECTION COSTS	32,855.00	6,221.17	19,700.33	13,154.67	59.96	21,886.71
100-5142-505 LEASE/RENTAL COSTS	11,265.00	742.73	2,385.51	8,879.49	21.18	.00
100-5142-570 IT OPERATING ISF ALLOCATION	20,400.00	1,700.00	5,100.00	15,300.00	25.00	4,318.74
100-5142-572 INSURANCE ISF ALLOCATION	3,502.00	291.83	875.49	2,626.51	25.00	820.50
100-5142-573 IT CAPITAL ISF ALLOCATION	1,035.00	86.25	258.75	776.25	25.00	275.01
TOTAL CLERK'S OFFICE	540,545.00	38,882.34	125,751.54	414,793.46	23.26	108,546.94

**CITY OF FITCHBURG
EXPENDITURES WITH COMPARISON TO BUDGET
FOR THE 3 MONTHS ENDING MARCH 31, 2023**

GENERAL FUND

	BUDGET	PERIOD ACTUAL	YTD ACTUAL	UNEXPENDED	% OF BUDGET	PRIOR YTD
<u>HUMAN RESOURCES</u>						
100-5143-110 SALARIES & WAGES-HR	208,820.00	14,845.17	40,567.93	168,252.07	19.43	30,411.07
100-5143-131 FICA	19,062.00	1,051.22	2,840.46	16,221.54	14.90	2,153.64
100-5143-132 WRS	18,664.00	1,009.47	2,791.39	15,872.61	14.96	1,991.03
100-5143-135 LONGEVITY	360.00	.00	360.00	.00	100.00	324.00
100-5143-160 HEALTH INS	59,366.00	4,303.06	13,979.11	45,386.89	23.55	9,192.72
100-5143-161 LIFE INS	390.00	33.44	102.21	287.79	26.21	89.70
100-5143-162 DISABILITY INS	1,019.00	.00	.00	1,019.00	.00	.00
100-5143-163 DENTAL INS	3,728.00	256.90	835.41	2,892.59	22.41	570.60
100-5143-165 EMPLOYEE REFERRAL BONUS	40,000.00	.00	.00	40,000.00	.00	.00
100-5143-210 PROFESSIONAL SERVICES	1,625.00	.00	275.00	1,350.00	16.92	6,525.00
100-5143-245 COMPUTER RELATED REP & MAINT	14,370.00	.00	13,514.28	855.72	94.05	13,060.06
100-5143-250 RECRUITMENT & TEST - GEN	5,275.00	151.98	742.15	4,532.85	14.07	968.50
100-5143-251 RECRUITMENT & TEST - PD	15,480.00	559.57	679.57	14,800.43	4.39	1,826.77
100-5143-252 RECRUITMENT & TEST - FD	10,190.00	297.34	466.27	9,723.73	4.58	179.00
100-5143-253 RECRUITMENT & TEST - HIGHWAY	1,815.00	294.10	294.10	1,520.90	16.20	376.90
100-5143-290 OTHER CONTRACTUAL SERVICES	8,000.00	561.75	1,827.75	6,172.25	22.85	1,705.95
100-5143-310 OFFICE SUPPLIES & POSTAGE	500.00	4.14	62.30	437.70	12.46	18.75
100-5143-320 PUBLICATIONS, DUES & SUBSCRIPT	550.00	.00	210.00	340.00	38.18	.00
100-5143-325 TRAINING & TRAVEL	3,300.00	.00	1,654.81	1,645.19	50.15	619.00
100-5143-330 VEHICLE USE REIMBURSEMENT	220.00	.00	.00	220.00	.00	.00
100-5143-340 OPERATING MATERIALS & SUPP	1,000.00	458.30	458.30	541.70	45.83	43.93
100-5143-355 EQUIPMENT OPERATING EXPENSE	2,000.00	365.41	446.24	1,553.76	22.31	.00
100-5143-570 IT OPERATING ISF ALLOCATION	15,470.00	1,289.17	3,867.51	11,602.49	25.00	3,148.74
100-5143-572 INSURANCE ISF ALLOCATION	2,445.00	203.75	611.25	1,833.75	25.00	482.76
100-5143-573 IT CAPITAL ISF ALLOCATION	775.00	64.58	193.74	581.26	25.00	137.49
TOTAL HUMAN RESOURCES	434,424.00	25,749.35	86,779.78	347,644.22	19.98	73,825.61

**CITY OF FITCHBURG
EXPENDITURES WITH COMPARISON TO BUDGET
FOR THE 3 MONTHS ENDING MARCH 31, 2023**

GENERAL FUND

	BUDGET	PERIOD ACTUAL	YTD ACTUAL	UNEXPENDED	% OF BUDGET	PRIOR YTD
<u>SUSTAINABILITY</u>						
100-5144-110 SALARIES & WAGES-SUSTAIN/HNI	34,198.00	3,005.98	6,637.50	27,560.50	19.41	6,021.66
100-5144-115 OVERTIME	.00	.00	.00	.00	.00	55.06
100-5144-120 PT/LTE/SEASONAL	17,694.00	1,398.40	4,090.60	13,603.40	23.12	2,285.72
100-5144-131 FICA	3,970.00	325.48	786.32	3,183.68	19.81	627.61
100-5144-132 WRS	2,325.00	204.41	455.94	1,869.06	19.61	391.24
100-5144-140 PER DIEMS - COMMISSIONS & BDS	2,090.00	.00	.00	2,090.00	.00	.00
100-5144-160 HEALTH INS	4,279.00	876.90	2,630.70	1,648.30	61.48	1,020.37
100-5144-161 LIFE INS	29.00	2.66	7.98	21.02	27.52	7.98
100-5144-162 DISABILITY INS	201.00	.00	.00	201.00	.00	.00
100-5144-163 DENTAL INS	242.00	53.04	159.12	82.88	65.75	57.60
100-5144-210 PROFESSIONAL SERVICES	102,890.00	.00	.00	102,890.00	.00	4,291.75
100-5144-320 PUBLICATIONS, DUES & SUBSCRIPT	395.00	.00	425.00	(30.00)	107.59	275.00
100-5144-325 TRAINING & TRAVEL	640.00	.00	.00	640.00	.00	140.00
100-5144-340 OPERATING MATERIALS & SUPP	2,055.00	.00	.00	2,055.00	.00	.00
100-5144-345 PUBLIC INFORMATION & EDUCATION	150.00	.00	.00	150.00	.00	.00
100-5144-389 HNI GRANTS TO OTHERS	73,045.00	.00	.00	73,045.00	.00	.00
100-5144-570 IT OPERATING ISF ALLOCATION	3,435.00	286.25	858.75	2,576.25	25.00	731.25
100-5144-572 INSURANCE ISF ALLOCATION	2,600.00	216.67	650.01	1,949.99	25.00	596.25
100-5144-573 IT CAPITAL ISF ALLOCATION	80.00	6.67	20.01	59.99	25.01	21.24
TOTAL SUSTAINABILITY	250,318.00	6,376.46	16,721.93	233,596.07	6.68	16,522.73
<u>FINANCE & TREASURY</u>						
100-5152-110 SALARIES & WAGES - FINANCE	332,099.00	19,615.06	51,750.59	280,348.41	15.58	47,213.65
100-5152-115 OVERTIME WAGES	3,758.00	.00	554.24	3,203.76	14.75	114.06
100-5152-120 PT/LTE/SEASONAL WAGES	3,060.00	.00	1,173.79	1,886.21	38.36	.00
100-5152-131 FICA	25,998.00	1,513.86	4,153.28	21,844.72	15.98	3,482.38
100-5152-132 WRS	22,900.00	1,333.91	3,559.46	19,340.54	15.54	3,120.86
100-5152-135 LONGEVITY BENEFIT	923.00	.00	922.50	.50	99.95	866.25
100-5152-160 HEALTH INS	77,213.00	5,203.03	14,870.89	62,342.11	19.26	13,923.02
100-5152-161 LIFE INS	740.00	39.58	118.36	621.64	15.99	107.87
100-5152-162 DISABILITY INS	1,427.00	.00	.00	1,427.00	.00	.00
100-5152-163 DENTAL INS	5,126.00	314.75	899.56	4,226.44	17.55	884.74
100-5152-212 AUDIT & FINANCIAL CONSULTING	53,630.00	.00	7,235.00	46,395.00	13.49	2,165.00
100-5152-245 COMPUTER RELATED - REP & MAINT	274,040.00	3,662.89	18,307.05	255,732.95	6.68	17,059.79
100-5152-290 OTHER CONTRACTUAL	1,150.00	.00	.00	1,150.00	.00	.00
100-5152-310 OFFICE SUPPLIES & POSTAGE	6,200.00	138.43	730.43	5,469.57	11.78	870.34
100-5152-320 PUBLICATIONS, DUES & SUBSCRIPT	1,355.00	.00	275.00	1,080.00	20.30	360.00
100-5152-325 TRAINING & TRAVEL	8,000.00	150.00	1,836.40	6,163.60	22.96	579.00
100-5152-330 VEHICLE USE REIMBURSEMENT	800.00	.00	.00	800.00	.00	.00
100-5152-340 OPERATING MATERIALS & SUPPLIES	2,510.00	.00	.00	2,510.00	.00	526.77
100-5152-355 EQUIPMENT OPERATING EXPENSE	50.00	.00	.00	50.00	.00	.00
100-5152-570 IT OPERATING ISF ALLOCATION	18,320.00	1,526.67	4,580.01	13,739.99	25.00	3,267.51
100-5152-572 INSURANCE ISF ALLOCATION	3,291.00	274.25	822.75	2,468.25	25.00	801.24
100-5152-573 IT CAPITAL ISF ALLOCATION	735.00	61.25	183.75	551.25	25.00	196.26
TOTAL FINANCE & TREASURY	843,325.00	33,833.68	111,973.06	731,351.94	13.28	95,538.74

**CITY OF FITCHBURG
EXPENDITURES WITH COMPARISON TO BUDGET
FOR THE 3 MONTHS ENDING MARCH 31, 2023**

GENERAL FUND

	BUDGET	PERIOD ACTUAL	YTD ACTUAL	UNEXPENDED	% OF BUDGET	PRIOR YTD
<u>ASSESSING</u>						
100-5153-110 SALARIES & WAGES-ASSESSORS OF	365,624.00	20,756.74	54,178.38	311,445.62	14.82	66,666.59
100-5153-115 OVERTIME WAGES	3,273.00	.00	.00	3,273.00	.00	725.80
100-5153-120 PT/LTE/SEASONAL	4,830.00	1,576.21	3,079.21	1,750.79	63.75	.00
100-5153-131 FICA	28,590.00	1,660.60	4,267.13	24,322.87	14.93	5,040.68
100-5153-132 WRS	25,413.00	1,411.46	3,697.77	21,715.23	14.55	4,365.71
100-5153-140 PER DIEMS - BOR	405.00	.00	.00	405.00	.00	.00
100-5153-160 HEALTH INS	58,971.00	3,167.46	9,524.21	49,446.79	16.15	14,041.80
100-5153-161 LIFE INS	958.00	34.76	90.10	867.90	9.41	256.48
100-5153-162 DISABILITY INS	1,902.00	.00	.00	1,902.00	.00	.00
100-5153-163 DENTAL INS	3,627.00	182.18	547.86	3,079.14	15.11	863.52
100-5153-245 COMPUTER RELATED - REP & MAINT	11,800.00	.00	8,332.22	3,467.78	70.61	7,224.92
100-5153-290 OTHER CONTRACTUAL	33,350.00	.00	.00	33,350.00	.00	.00
100-5153-310 OFFICE SUPPLIES & POSTAGE	8,565.00	234.68	891.36	7,673.64	10.41	389.02
100-5153-320 PUBLICATIONS, DUES & SUBSCRIPT	6,290.00	.00	1,090.70	5,199.30	17.34	656.20
100-5153-323 UNIFORMS & PROTECTIVE GEAR	240.00	.00	.00	240.00	.00	.00
100-5153-325 TRAINING & TRAVEL	3,600.00	.00	.00	3,600.00	.00	20.00
100-5153-330 VEHICLE USE REIMBURSEMENT	1,260.00	142.14	233.84	1,026.16	18.56	400.73
100-5153-335 VEHICLE EXPENSE (G&O, REPAIRS)	200.00	.00	.00	200.00	.00	.00
100-5153-340 OPERATING MATERIALS & SUPPLIES	300.00	.00	.00	300.00	.00	.00
100-5153-355 EQUIPMENT OPERATING EXPENSE	50.00	.00	.00	50.00	.00	.00
100-5153-397 GASOLINE/DIESEL FUEL	855.00	.00	.00	855.00	.00	.00
100-5153-570 IT OPERATING ISF ALLOCATION	32,855.00	2,737.92	8,213.76	24,641.24	25.00	9,521.25
100-5153-572 INSURANCE ISF ALLOCATION	10,330.00	860.83	2,582.49	7,747.51	25.00	2,581.26
100-5153-573 IT CAPITAL ISF ALLOCATION	1,550.00	129.17	387.51	1,162.49	25.00	275.01
TOTAL ASSESSING	604,838.00	32,894.15	97,116.54	507,721.46	16.06	113,028.97
<u>BLDGS & GROUNDS - SAFETY BLDG</u>						
100-5162-240 REPAIRS & MAINT - BY OTHERS	11,300.00	919.07	1,412.07	9,887.93	12.50	539.02
100-5162-350 REPAIR & MAINT SUPPLIES	2,500.00	34.60	34.60	2,465.40	1.38	60.10
100-5162-360 BLDG CUSTODIAL SUPPLIES	2,000.00	.00	70.29	1,929.71	3.51	.00
100-5162-365 UTILITIES	28,000.00	2,555.63	5,442.04	22,557.96	19.44	4,989.42
TOTAL BLDGS & GROUNDS - SAFETY	43,800.00	3,509.30	6,959.00	36,841.00	15.89	5,588.54
<u>BLDGS & GROUNDS - MAINT BLDG</u>						
100-5164-240 REPAIRS & MAINTENANCE BY OTHER	25,950.00	199.00	2,949.48	23,000.52	11.37	2,942.84
100-5164-350 REPAIR & MAINTENANCE SUPPLIES	5,500.00	77.96	1,798.99	3,701.01	32.71	511.56
100-5164-355 EQUIPMENT EXPENSE	.00	.00	.00	.00	.00	43.85
100-5164-360 BLDG CUSTODIAL SUPPLIES	1,000.00	61.10	61.10	938.90	6.11	51.17
100-5164-365 UTILITIES	30,900.00	5,496.83	11,633.32	19,266.68	37.65	10,453.09
TOTAL BLDGS & GROUNDS - MAINT B	63,350.00	5,834.89	16,442.89	46,907.11	25.96	14,002.51

**CITY OF FITCHBURG
EXPENDITURES WITH COMPARISON TO BUDGET
FOR THE 3 MONTHS ENDING MARCH 31, 2023**

GENERAL FUND

	BUDGET	PERIOD ACTUAL	YTD ACTUAL	UNEXPENDED	% OF BUDGET	PRIOR YTD
<u>BLDGS & GROUNDS-NEW CITY HALL</u>						
100-5165-110 SALARIES & WAGES-NEW CITY HALL	191,961.00	14,657.60	39,593.99	152,367.01	20.63	35,689.23
100-5165-115 OVERTIME	6,041.00	289.50	701.59	5,339.41	11.61	652.70
100-5165-131 FICA	15,264.00	1,126.58	3,154.51	12,109.49	20.67	2,837.80
100-5165-132 WRS	11,959.00	894.10	2,505.06	9,453.94	20.95	2,176.36
100-5165-135 LONGEVITY	1,530.00	.00	1,530.00	.00	100.00	1,440.00
100-5165-160 HEALTH INS	33,747.00	2,812.30	8,436.90	25,310.10	25.00	8,037.18
100-5165-161 LIFE INS	771.00	64.92	194.76	576.24	25.26	177.18
100-5165-162 DISABILITY INS	908.00	.00	.00	908.00	.00	.00
100-5165-163 DENTAL INS	2,054.00	163.04	489.12	1,564.88	23.81	489.12
100-5165-240 REPAIR & MAINT - BY OTHERS	52,052.00	236.25	815.25	51,236.75	1.57	2,081.52
100-5165-290 OTHER CONTRACTUAL SERVICES	375.00	27.74	83.05	291.95	22.15	79.22
100-5165-323 UNIFORMS & PROTECTIVE GEAR	700.00	.00	238.50	461.50	34.07	808.90
100-5165-335 VEHICLE EXPENSE	1,000.00	533.66	533.66	466.34	53.37	107.53
100-5165-350 REPAIR AND MAINT SUPPLIES	8,000.00	557.16	1,211.73	6,788.27	15.15	1,156.72
100-5165-355 EQUIPMENT EXPENSE	1,700.00	.00	.00	1,700.00	.00	.00
100-5165-360 BLDG CUSTODIAL SUPPLIES	8,000.00	443.03	443.03	7,556.97	5.54	2,954.00
100-5165-365 UTILITIES	100,000.00	8,050.47	17,258.47	82,741.53	17.26	17,825.03
100-5165-397 GASOLINE/DIESEL FUEL	.00	.00	102.60	(102.60)	.00	.00
100-5165-570 IT OPERATING ISF ALLOCATION	14,250.00	1,187.50	3,562.50	10,687.50	25.00	3,112.50
100-5165-572 INSURANCE ISF ALLOCATION	20,925.00	1,743.75	5,231.25	15,693.75	25.00	4,988.76
100-5165-573 IT CAPITAL ISF ALLOCATION	645.00	53.75	161.25	483.75	25.00	171.24
TOTAL BLDGS & GROUNDS-NEW CITY	471,882.00	32,841.35	86,247.22	385,634.78	18.28	84,784.99
<u>BLDGS & GRNDS-POLICE EVIDENCE</u>						
100-5166-240 REPAIRS & MAINT - BY OTHERS	7,000.00	.00	765.04	6,234.96	10.93	2,900.72
100-5166-350 REPAIR & MAINT SUPPLIES	500.00	85.22	85.22	414.78	17.04	.00
100-5166-365 UTILITIES	3,000.00	295.89	606.12	2,393.88	20.20	573.90
TOTAL BLDGS & GRNDS-POLICE EVID	10,500.00	381.11	1,456.38	9,043.62	13.87	3,474.62
<u>BLDGS & GROUNDS - FS #2 MKTPL</u>						
100-5167-240 REPAIRS & MAINT - BY OTHERS	17,500.00	7,884.53	10,493.90	7,006.10	59.97	.00
100-5167-350 REPAIR & MAINT SUPPLIES	4,000.00	.00	.00	4,000.00	.00	874.07
100-5167-355 EQUIPMENT EXPENSE	1,500.00	.00	.00	1,500.00	.00	.00
100-5167-360 BLDG CUSTODIAL SUPPLIES	4,000.00	407.70	407.70	3,592.30	10.19	1,036.09
100-5167-365 UTILITIES	27,500.00	3,068.11	6,759.96	20,740.04	24.58	5,780.33
TOTAL BLDGS & GROUNDS - FS #2 M	54,500.00	11,360.34	17,661.56	36,838.44	32.41	7,690.49

**CITY OF FITCHBURG
EXPENDITURES WITH COMPARISON TO BUDGET
FOR THE 3 MONTHS ENDING MARCH 31, 2023**

GENERAL FUND

	BUDGET	PERIOD ACTUAL	YTD ACTUAL	UNEXPENDED	% OF BUDGET	PRIOR YTD
BLDGS & GROUNDS - FS#3 UPTOWN						
100-5168-240 REPAIRS & MAINT - BY OTHERS	16,300.00	1,737.13	2,196.13	14,103.87	13.47	.00
100-5168-350 REPAIR & MAINT SUPPLIES	2,500.00	73.87	133.84	2,366.16	5.35	160.41
100-5168-355 EQUIPMENT EXPENSE	1,000.00	.00	.00	1,000.00	.00	.00
100-5168-360 BLDG CUSTODIAL SUPPLIES	4,000.00	.00	1,351.29	2,648.71	33.78	510.44
100-5168-365 UTILITIES	35,000.00	4,115.67	9,095.50	25,904.50	25.99	8,112.38
TOTAL BLDGS & GROUNDS - FS#3 UP	58,800.00	5,926.67	12,776.76	46,023.24	21.73	8,783.23
INTERDEPARTMENTAL - OTHER						
100-5190-131 FICA	7,650.00	363.42	3,075.45	4,574.55	40.20	1,678.08
100-5190-189 EMPLOYEE RETIREMENT RESERVE	100,000.00	4,750.91	23,701.96	76,298.04	23.70	21,936.41
100-5190-255 DEBT COLLECTION EXPENSE	2,000.00	.00	.00	2,000.00	.00	.00
100-5190-310 OFFICE SUPPLIES - INTERDEPT	12,000.00	1,044.04	898.17	11,101.83	7.48	2,687.93
100-5190-311 POSTAGE CLEARING - INTERDEPT	.00	(2,956.42)	3,580.16	(3,580.16)	.00	6,282.14
100-5190-380 EMPLOYEE RECOG & MEMORIALS	6,662.00	.00	225.00	6,437.00	3.38	36.90
100-5190-381 SAFETY & HEALTH PROGRAMS	100.00	.00	.00	100.00	.00	.00
100-5190-900 CONTINGENCY - UNDESIGNATED	37,500.00	.00	.00	37,500.00	.00	.00
100-5190-991 BAD DEBT EXPENSE	3,000.00	.00	.00	3,000.00	.00	.00
TOTAL INTERDEPARTMENTAL - OTHE	168,912.00	3,201.95	31,480.74	137,431.26	18.64	32,621.46

**CITY OF FITCHBURG
EXPENDITURES WITH COMPARISON TO BUDGET
FOR THE 3 MONTHS ENDING MARCH 31, 2023**

GENERAL FUND

	BUDGET	PERIOD ACTUAL	YTD ACTUAL	UNEXPENDED	% OF BUDGET	PRIOR YTD
LAW ENFORCEMENT						
100-5210-110 SALARIES & WAGES - POLICE	5,441,558.00	375,415.50	1,025,296.44	4,416,261.56	18.84	1,096,809.83
100-5210-115 OVERTIME	231,348.00	32,034.84	72,263.44	159,084.56	31.24	52,062.76
100-5210-120 PT/LTE/SEASONAL WAGES	72,286.00	5,451.34	14,759.00	57,527.00	20.42	11,407.42
100-5210-125 SHIFT DIFFERENTIAL	.00	450.65	1,239.15 (1,239.15)	.00	3,074.75
100-5210-131 FICA	451,112.00	30,916.62	86,410.20	364,701.80	19.15	89,759.37
100-5210-132 WRS	725,892.00	50,059.48	139,168.34	586,723.66	19.17	133,788.03
100-5210-135 LONGEVITY	24,060.00	1,946.25	24,571.25 (511.25)	102.12	25,885.00
100-5210-160 HEALTH INS	1,119,626.00	80,364.52	239,349.12	880,276.88	21.38	249,404.09
100-5210-161 LIFE INS	7,118.00	559.12	1,661.29	5,456.71	23.34	1,931.87
100-5210-162 DISABILITY INS	25,672.00	.00	.00	25,672.00	.00	.00
100-5210-163 DENTAL INS	71,068.00	5,035.32	15,000.44	56,067.56	21.11	16,482.24
100-5210-164 TAXABLE CLOTHING ALLOWANCE	43,050.00	.00	17,625.00	25,425.00	40.94	15,375.00
100-5210-190 HOLIDAY PREMIUM	35,435.00	.00	7,317.89	28,117.11	20.65	9,140.59
100-5210-210 PROFESSIONAL SERVICES	32,500.00	129.72	16,374.54	16,125.46	50.38	15,116.36
100-5210-240 REPAIRS & MAINT - BY OTHERS	11,000.00	409.83	602.20	10,397.80	5.47	1,035.99
100-5210-245 COMPUTER RELATED - REP & MAINT	27,115.00	.00	.00	27,115.00	.00	6,600.00
100-5210-260 POLICE VEHICLE LEASE PROGRAM	.00	.00	.00	.00	.00	26,516.00
100-5210-290 OTHER CONTRACTUAL/CROSS GUAR	5,500.00	.00	187.50	5,312.50	3.41	.00
100-5210-310 OFFICE SUPPLIES & POSTAGE	13,000.00	903.27	3,885.97	9,114.03	29.89	3,884.89
100-5210-320 PUBLICATIONS, DUES & SUBSCRIPT	1,700.00	250.00	1,450.00	250.00	85.29	735.00
100-5210-323 UNIFORMS & PROTECTIVE GEAR	7,187.00	.00	116.00	7,071.00	1.61	4,495.46
100-5210-324 PROTECTIVE GEAR	25,500.00	1,065.98	3,760.80	21,739.20	14.75	1,821.53
100-5210-325 TRAINING & TRAVEL	58,500.00	3,098.80	5,039.53	53,460.47	8.61	13,998.00
100-5210-326 TUITION REIMBURSEMENT	5,825.00	.00	.00	5,825.00	.00	.00
100-5210-327 YMCA MEMBERSHIP	9,060.00	496.00	1,488.00	7,572.00	16.42	1,868.00
100-5210-335 VEHICLE EXPENSE (G&O, REPAIRS)	44,860.00	2,562.72	14,483.15	30,376.85	32.29	38,053.66
100-5210-340 OPERATING MATERIALS & SUPPLIES	43,330.00	13,822.75	15,909.41	27,420.59	36.72	546.87
100-5210-345 PUBLIC INFORMATION & EDUCATION	12,500.00	500.00	977.25	11,522.75	7.82	50.00
100-5210-350 REPAIR & MAINT SUPPLIES	1,000.00	18.97	18.97	981.03	1.90	.00
100-5210-355 EQUIPMENT EXPENSE	20,600.00	59.34	59.34	20,540.66	.29	21,410.18
100-5210-363 COMMUNICATIONS EXPENSE	2,000.00	.00	.00	2,000.00	.00	.00
100-5210-384 INVESTIGATIVE SUPPLIES	19,850.00	2,018.66	4,110.87	15,739.13	20.71	1,852.72
100-5210-392 K-9 UNIT	1,800.00	.00	.00	1,800.00	.00	.00
100-5210-395 EQUIPMENT REPLACEMENT RESERV	38,330.00	.00	.00	38,330.00	.00	.00
100-5210-397 GASOLINE/DIESEL FUEL	147,000.00	.00	17,510.43	129,489.57	11.91	56.36
100-5210-505 LEASE/RENTAL COSTS	1,900.00	198.76	365.52	1,534.48	19.24	.00
100-5210-570 IT OPERATING ISF ALLOCATION	383,760.00	31,980.00	95,940.00	287,820.00	25.00	78,341.25
100-5210-571 MPSIS ALLOCATION	179,825.00	179,825.18	179,825.18 (.18)	100.00	172,853.52
100-5210-572 INSURANCE ISF ALLOCATION	170,520.00	14,210.00	42,630.00	127,890.00	25.00	43,863.51
100-5210-573 IT CAPITAL ISF ALLOCATION	31,575.00	2,631.25	7,893.75	23,681.25	25.00	7,995.00
TOTAL LAW ENFORCEMENT	9,543,962.00	836,414.87	2,057,289.97	7,486,672.03	21.56	2,146,215.25

**CITY OF FITCHBURG
EXPENDITURES WITH COMPARISON TO BUDGET
FOR THE 3 MONTHS ENDING MARCH 31, 2023**

GENERAL FUND

	BUDGET	PERIOD ACTUAL	YTD ACTUAL	UNEXPENDED	% OF BUDGET	PRIOR YTD
FIRE DEPARTMENT						
100-5220-110 SALARIES & WAGES - FIRE DEPT	1,443,181.00	100,595.09	273,749.76	1,169,431.24	18.97	244,532.06
100-5220-115 OVERTIME	117,901.00	16,477.64	52,350.43	65,550.57	44.40	21,761.16
100-5220-120 PT/LTE/SEASONAL WAGES	23,400.00	1,525.00	4,935.00	18,465.00	21.09	7,600.20
100-5220-131 FICA	165,312.00	11,391.48	32,952.68	132,359.32	19.93	28,321.71
100-5220-132 WRS	273,038.00	19,113.69	54,253.15	218,784.85	19.87	40,818.48
100-5220-135 LONGEVITY	6,795.00	.00	6,795.00	.00	100.00	7,335.00
100-5220-150 POC SERVICES	556,778.00	35,454.39	102,789.46	453,988.54	18.46	102,039.66
100-5220-160 HEALTH INS	371,599.00	27,081.84	80,127.60	291,471.40	21.56	76,502.42
100-5220-161 LIFE INS	3,097.00	197.11	591.28	2,505.72	19.09	521.49
100-5220-162 DISABILITY INS	7,157.00	.00	.00	7,157.00	.00	.00
100-5220-163 DENTAL INS	20,935.00	1,316.41	3,934.40	17,000.60	18.79	4,244.64
100-5220-164 TAXABLE CLOTHING ALLOWANCE	7,200.00	.00	3,600.00	3,600.00	50.00	.00
100-5220-190 HOLIDAY PREMIUM	6,160.00	.00	1,494.18	4,665.82	24.26	950.36
100-5220-240 REPAIRS & MAINT - BY OTHERS	12,000.00	.00	.00	12,000.00	.00	2,400.57
100-5220-245 COMPUTER RELATED - REP & MAINT	16,590.00	.00	12,851.00	3,739.00	77.46	11,438.40
100-5220-250 PUBLIC NOTICES/ADS	500.00	.00	.00	500.00	.00	54.68
100-5220-290 OTHER CONTRACTUAL SERVICES	5,250.00	.00	.00	5,250.00	.00	.00
100-5220-310 OFFICE SUPPLIES & POSTAGE	3,000.00	69.48	1,064.06	1,935.94	35.47	290.03
100-5220-320 PUBLICATIONS, DUES & SUBSCRIPT	8,155.00	2,008.00	3,560.50	4,594.50	43.66	2,865.50
100-5220-323 UNIFORMS	16,600.00	.00	3,688.70	12,911.30	22.22	5,150.63
100-5220-324 PROTECTIVE GEAR	83,313.00	86.60	421.47	82,891.53	.51	3,191.30
100-5220-325 TRAINING & TRAVEL	23,000.00	4,272.00	6,252.00	16,748.00	27.18	3,432.14
100-5220-326 TUITION REIMBURSEMENT	21,000.00	.00	.00	21,000.00	.00	.00
100-5220-335 VEHICLE EXPENSE (G&O, REPAIRS)	48,000.00	4,088.59	5,332.68	42,667.32	11.11	13,403.78
100-5220-340 OPERATING MATERIALS & SUPPLIES	7,000.00	69.90	1,209.28	5,790.72	17.28	2,299.14
100-5220-341 MEDICAL/EMS SUPPLIES	7,000.00	463.16	1,379.69	5,620.31	19.71	1,012.52
100-5220-345 PUBLIC INFORMATION & EDUCATION	5,000.00	.00	.00	5,000.00	.00	297.00
100-5220-350 REPAIR & MAINT SUPPLIES	3,000.00	.00	290.60	2,709.40	9.69	412.73
100-5220-355 EQUIPMENT EXPENSE	25,400.00	2,529.46	5,500.73	19,899.27	21.66	6,389.40
100-5220-363 COMMUNICATIONS EXPENSE	11,500.00	171.75	171.75	11,328.25	1.49	.00
100-5220-365 TELEPHONE	5,500.00	528.52	1,556.38	3,943.62	28.30	1,365.23
100-5220-397 GASOLINE/DIESEL FUEL	45,860.00	.00	4,823.87	41,036.13	10.52	2,536.02
100-5220-505 LEASE/RENTAL COSTS	5,725.00	439.71	1,049.29	4,675.71	18.33	.00
100-5220-570 IT OPERATING ISF ALLOCATION	194,890.00	16,240.83	48,722.49	146,167.51	25.00	37,358.76
100-5220-572 INSURANCE ISF ALLOCATION	116,904.00	9,742.00	29,226.00	87,678.00	25.00	28,736.49
100-5220-573 IT CAPITAL ISF ALLOCATION	14,520.00	1,210.00	3,630.00	10,890.00	25.00	3,597.51
TOTAL FIRE DEPARTMENT	3,682,260.00	255,072.65	748,303.43	2,933,956.57	20.32	660,859.01

**CITY OF FITCHBURG
EXPENDITURES WITH COMPARISON TO BUDGET
FOR THE 3 MONTHS ENDING MARCH 31, 2023**

GENERAL FUND

	BUDGET	PERIOD ACTUAL	YTD ACTUAL	UNEXPENDED	% OF BUDGET	PRIOR YTD
<u>BUILDING INSPECTION</u>						
100-5240-110 SALARIES & WAGES - BLDG INSP	334,816.00	22,716.72	59,520.24	275,295.76	17.78	54,932.22
100-5240-115 OVERTIME	4,204.00	.00	.00	4,204.00	.00	97.77
100-5240-131 FICA	26,155.00	1,660.56	4,554.86	21,600.14	17.41	4,167.54
100-5240-132 WRS	23,250.00	1,544.74	4,269.19	18,980.81	18.36	3,743.81
100-5240-135 LONGEVITY	2,880.00	.00	2,880.00	.00	100.00	2,745.00
100-5240-160 HEALTH INS	85,978.00	5,418.04	16,254.08	69,723.92	18.90	12,517.32
100-5240-161 LIFE INS	1,520.00	130.76	392.29	1,127.71	25.81	350.28
100-5240-162 DISABILITY INS	1,657.00	.00	.00	1,657.00	.00	.00
100-5240-163 DENTAL INS	5,447.00	326.54	979.63	4,467.37	17.98	979.62
100-5240-245 COMPUTER RELATED - REP & MAINT	7,000.00	1,372.20	1,372.20	5,627.80	19.60	6,750.00
100-5240-310 OFFICE SUPPLIES & POSTAGE	1,000.00	187.53	428.39	571.61	42.84	9.65
100-5240-320 PUBLICATIONS, DUES & SUBSCRIPT	1,300.00	284.40	244.40	1,055.60	18.80	306.10
100-5240-323 UNIFORMS & PROTECTIVE GEAR	2,050.00	37.91	37.91	2,012.09	1.85	154.99
100-5240-325 TRAINING & TRAVEL	10,000.00	2,646.39	3,246.39	6,753.61	32.46	2,814.00
100-5240-335 VEHICLE EXPENSE (GAS & OIL)	1,600.00	.00	.00	1,600.00	.00	305.71
100-5240-340 OPERATING MATERIALS & SUPPLIES	5,000.00	1,655.86	1,655.86	3,344.14	33.12	1,664.18
100-5240-345 PUBLIC INFORMATION & EDUCATION	200.00	.00	.00	200.00	.00	.00
100-5240-355 EQUIPMENT EXPENSE	400.00	.00	.00	400.00	.00	.00
100-5240-397 GASOLINE/DIESEL FUEL	2,900.00	.00	175.92	2,724.08	6.07	.00
100-5240-570 IT OPERATING ISF ALLOCATION	29,395.00	2,449.58	7,348.74	22,046.26	25.00	5,493.75
100-5240-572 INSURANCE ISF ALLOCATION	11,579.00	964.92	2,894.76	8,684.24	25.00	2,492.49
100-5240-573 IT CAPITAL ISF ALLOCATION	840.00	70.00	210.00	630.00	25.00	223.74
TOTAL BUILDING INSPECTION	559,171.00	41,466.15	106,464.86	452,706.14	19.04	99,748.17
<u>OTHER PUBLIC SAFETY</u>						
100-5290-131 FICA	.00	.00	.00	.00	.00	(32.51)
100-5290-140 PER DIEMS - POLICE & FIRE COMM	1,500.00	.00	.00	1,500.00	.00	(425.00)
100-5290-265 WEIGHTS & MEASURES	4,800.00	.00	.00	4,800.00	.00	.00
100-5290-269 DANE COM/ANALOG TACTICAL	205,500.00	770.72	19,805.89	185,694.11	9.64	1,066.41
100-5290-270 FITCHRONA EMS CONTRIBUTION	1,031,222.00	.00	515,611.00	515,611.00	50.00	468,285.50
TOTAL OTHER PUBLIC SAFETY	1,243,022.00	770.72	535,416.89	707,605.11	43.07	468,894.40

**CITY OF FITCHBURG
EXPENDITURES WITH COMPARISON TO BUDGET
FOR THE 3 MONTHS ENDING MARCH 31, 2023**

GENERAL FUND

	BUDGET	PERIOD ACTUAL	YTD ACTUAL	UNEXPENDED	% OF BUDGET	PRIOR YTD
PUBLIC WORKS						
100-5300-110 SALARIES & WAGES - PUBLIC WKS	911,635.00	63,895.39	159,982.04	751,652.96	17.55	167,805.62
100-5300-115 OVERTIME	35,622.00	7,087.30	21,875.44	13,746.56	61.41	14,367.67
100-5300-120 PT/LTE/SEASONAL WAGES	13,229.00	4,320.00	13,760.00	(531.00)	104.01	.00
100-5300-131 FICA	73,987.00	5,605.11	14,838.04	59,148.96	20.05	13,740.38
100-5300-132 WRS	64,667.00	4,824.28	12,703.08	51,963.92	19.64	12,057.93
100-5300-135 LONGEVITY	3,677.00	.00	4,230.00	(553.00)	115.04	3,982.50
100-5300-140 PER DIEMS - BD OF PUBLIC WKS	3,050.00	.00	.00	3,050.00	.00	.00
100-5300-160 HEALTH INS	223,223.00	14,371.81	41,311.95	181,911.05	18.51	50,253.01
100-5300-161 LIFE INS	1,921.00	143.15	417.56	1,503.44	21.74	424.47
100-5300-162 DISABILITY INS	4,087.00	.00	.00	4,087.00	.00	.00
100-5300-163 DENTAL INS	13,420.00	951.27	2,740.66	10,679.34	20.42	3,159.37
100-5300-210 PROFESSIONAL SERVICES	35,880.00	.00	.00	35,880.00	.00	.00
100-5300-220 STREET LIGHT SERVICE - MG&E	260,000.00	26,108.66	44,843.99	215,156.01	17.25	44,130.63
100-5300-225 STREET LIGHT MAINTENANCE	52,211.00	5,600.00	8,362.37	43,848.63	16.02	432.10
100-5300-230 TRAFFIC SIGNAL MAINTENANCE	29,000.00	.00	.00	29,000.00	.00	.00
100-5300-245 COMPUTER RELATED REP & MAINT	15,250.00	.00	912.00	14,338.00	5.98	1,900.00
100-5300-250 PUBLIC NOTICES/ADS	900.00	.00	51.21	848.79	5.69	50.98
100-5300-290 OTHER CONTRACTUAL	2,000.00	.00	2,000.00	.00	100.00	.00
100-5300-310 OFFICE SUPPLIES & POSTAGE	2,100.00	1,001.92	1,131.05	968.95	53.86	824.01
100-5300-320 PUBLICATIONS, DUES & SUBSCRIPT	10,250.00	1,030.00	1,030.00	9,220.00	10.05	1,249.00
100-5300-323 UNIFORMS & PROTECTIVE GEAR	16,245.00	698.32	3,268.31	12,976.69	20.12	2,155.53
100-5300-325 TRAINING & TRAVEL	16,425.00	2,190.00	2,330.00	14,095.00	14.19	1,095.00
100-5300-330 VEHICLE USE REIMBURSEMENT	1,260.00	.00	.00	1,260.00	.00	.00
100-5300-335 VEHICLE EXPENSE (G&O, REPAIRS)	52,750.00	1,374.51	10,294.55	42,455.45	19.52	5,936.20
100-5300-340 OPERATING MATERIALS & SUPPLIES	1,880.00	.00	119.38	1,760.62	6.35	.00
100-5300-350 REPAIR & MAINT SUPPLIES	39,700.00	911.02	6,415.87	33,284.13	16.16	7,957.20
100-5300-355 EQUIPMENT EXPENSE	.00	.00	.00	.00	.00	1,317.23
100-5300-363 COMMUNICATIONS EXPENSE	1,500.00	.00	.00	1,500.00	.00	1,225.00
100-5300-370 ROADWAY SUPPLIES	192,694.00	8,024.24	21,550.76	171,143.24	11.18	10,979.50
100-5300-371 POLES & LIGHTS REPLACE STOCK	15,000.00	1,022.62	1,022.62	13,977.38	6.82	.00
100-5300-375 ROAD MAINTENANCE	466,849.00	2,110.00	2,110.00	464,739.00	.45	200.00
100-5300-397 GASOLINE/DIESEL FUEL	76,300.00	(2,629.55)	28,415.44	47,884.56	37.24	21,624.49
100-5300-505 LEASE/RENTAL COSTS	6,000.00	184.41	1,220.95	4,779.05	20.35	.00
100-5300-570 IT OPERATING ISF ALLOCATION	123,767.00	10,248.75	31,528.25	92,238.75	25.47	25,164.51
100-5300-572 INSURANCE ISF ALLOCATION	64,410.00	5,367.50	16,102.50	48,307.50	25.00	15,375.99
100-5300-573 IT CAPITAL ISF ALLOCATION	3,985.00	332.08	996.24	2,988.76	25.00	973.74
TOTAL PUBLIC WORKS	2,834,874.00	164,772.79	455,564.26	2,379,309.74	16.07	408,382.06

**CITY OF FITCHBURG
EXPENDITURES WITH COMPARISON TO BUDGET
FOR THE 3 MONTHS ENDING MARCH 31, 2023**

GENERAL FUND

	BUDGET	PERIOD ACTUAL	YTD ACTUAL	UNEXPENDED	% OF BUDGET	PRIOR YTD
SENIOR CITIZENS PROGRAMS						
100-5460-110 SALARIES & WAGES - SENIOR CTR	509,092.00	38,897.26	111,358.60	397,733.40	21.87	95,830.92
100-5460-120 PT/LTE/SEASONAL WAGES	16,250.00	1,288.82	3,452.06	12,797.94	21.24	3,089.34
100-5460-131 FICA	40,513.00	2,989.39	8,847.21	31,665.79	21.84	7,573.01
100-5460-132 WRS	34,906.00	2,645.03	7,891.06	27,014.94	22.61	6,490.87
100-5460-135 LONGEVITY	4,230.00	.00	4,230.00	.00	100.00	4,365.00
100-5460-140 PER DIEMS - COMM ON AGING	500.00	.00	.00	500.00	.00	.00
100-5460-160 HEALTH INS	123,813.00	10,372.41	32,752.48	91,060.52	26.45	26,558.33
100-5460-161 LIFE INS	1,236.00	113.36	346.80	889.20	28.06	266.73
100-5460-162 DISABILITY INS	2,558.00	.00	.00	2,558.00	.00	.00
100-5460-163 DENTAL INS	7,804.00	622.68	1,966.96	5,837.04	25.20	1,673.26
100-5460-211 OREGON SNR CTR CONTRIBUTION	1,000.00	.00	.00	1,000.00	.00	.00
100-5460-240 REPAIRS & MAINT - BY OTHERS	500.00	.00	.00	500.00	.00	426.26
100-5460-245 COMPUTER RELATED REP & MAINT	625.00	.00	.00	625.00	.00	.00
100-5460-290 OTHER CONTRACTUAL	16,195.00	.00	2,303.50	13,891.50	14.22	1,722.73
100-5460-310 OFFICE SUPPLIES & POSTAGE	1,600.00	80.24	293.52	1,306.48	18.35	508.29
100-5460-320 PUBLICATIONS, DUES & SUBSCRIPT	1,195.00	466.58	527.78	667.22	44.17	346.77
100-5460-325 TRAINING & TRAVEL	2,600.00	.00	.00	2,600.00	.00	385.45
100-5460-330 VEHICLE USE REIMBURSEMENT	630.00	.00	.00	630.00	.00	.00
100-5460-335 VEHICLE EXPENSE (G&O, REPAIRS)	200.00	.00	4.08	195.92	2.04	32.27
100-5460-340 OPERATING MATERIALS & SUPPLIES	600.00	16.98	16.98	583.02	2.83	84.15
100-5460-345 PUBLIC INFORMATION & EDUCATION	4,000.00	122.25	1,532.98	2,467.02	38.32	910.42
100-5460-355 EQUIPMENT EXPENSE	2,250.00	.00	235.50	2,014.50	10.47	2,467.09
100-5460-386 NUTRITION PROGRAM	3,000.00	629.79	1,018.69	1,981.31	33.96	1,001.35
100-5460-387 SENIOR PROGRAMS EXPENSE	1,400.00	324.98	525.89	874.11	37.56	99.95
100-5460-391 VOLUNTEER PROGRAM EXP	2,000.00	.00	.00	2,000.00	.00	100.42
100-5460-397 GASOLINE/DIESEL FUEL	700.00	.00	39.09	660.91	5.58	.00
100-5460-505 LEASE/RENTAL COSTS	2,000.00	145.18	236.58	1,763.42	11.83	.00
100-5460-570 IT OPERATING ISF ALLOCATION	37,610.00	3,134.17	9,402.51	28,207.49	25.00	7,893.75
100-5460-572 INSURANCE ISF ALLOCATION	15,025.00	1,252.08	3,756.24	11,268.76	25.00	3,836.76
100-5460-573 IT CAPITAL ISF ALLOCATION	1,680.00	140.00	420.00	1,260.00	25.00	412.50
TOTAL SENIOR CITIZENS PROGRAMS	835,712.00	63,241.20	191,158.51	644,553.49	22.87	166,075.62
COMMUNITY CENTER						
100-5514-110 SALARIES & WAGES	.00	.00 (82.50)	82.50	.00 (28.00)
100-5514-120 PT/LTE/SEASONAL WAGES	27,387.00	1,284.19	3,041.90	24,345.10	11.11	1,162.58
100-5514-131 FICA	2,095.00	98.24	226.38	1,868.62	10.81	86.78
100-5514-132 WRS	.00	.00 (5.36)	5.36	.00 (1.89)
100-5514-240 REPAIRS & MAINT - BY OTHERS	25,584.00	350.00	741.00	24,843.00	2.90	336.25
100-5514-290 OTHER CONTRACTUAL SERVICES	500.00	.00	.00	500.00	.00 (180.00)
100-5514-350 REPAIR & MAINT SUPPLIES	10,000.00	.00	259.97	9,740.03	2.60	905.54
100-5514-355 EQUIPMENT EXPENSE	2,000.00	.00	.00	2,000.00	.00	.00
100-5514-360 BLDG CUSTODIAL SUPPLIES	7,000.00	268.39	2,027.88	4,972.12	28.97	598.30
100-5514-365 UTILITIES & PAY TELEPHONE	40,000.00	3,198.29	6,691.64	33,308.36	16.73	5,987.55
100-5514-572 INSURANCE ISF ALLOCATION	5,550.00	462.50	1,387.50	4,162.50	25.00	1,302.51
TOTAL COMMUNITY CENTER	120,116.00	5,661.61	14,288.41	105,827.59	11.90	10,169.62

**CITY OF FITCHBURG
EXPENDITURES WITH COMPARISON TO BUDGET
FOR THE 3 MONTHS ENDING MARCH 31, 2023**

GENERAL FUND

	BUDGET	PERIOD ACTUAL	YTD ACTUAL	UNEXPENDED	% OF BUDGET	PRIOR YTD
PARKS DEPARTMENT						
100-5520-110 SALARIES & WAGES - PARKS DEPT	558,228.00	42,795.90	120,331.92	437,896.08	21.56	104,838.10
100-5520-115 OVERTIME	15,223.00	1,620.53	9,215.87	6,007.13	60.54	4,261.06
100-5520-120 PT/LTE/SEASONAL WAGES	60,680.00	.00	.00	60,680.00	.00	.00
100-5520-131 FICA	48,880.00	3,256.44	9,853.95	39,026.05	20.16	8,195.27
100-5520-132 WRS	39,322.00	3,020.45	9,180.76	30,141.24	23.35	7,376.77
100-5520-135 LONGEVITY	4,821.00	.00	4,860.00 (39.00)	100.81	4,612.50
100-5520-140 PER DIEMS - PARKS COMMISSION	3,420.00	.00	.00	3,420.00	.00	.00
100-5520-160 HEALTH INS	142,714.00	10,536.58	33,841.31	108,872.69	23.71	33,702.02
100-5520-161 LIFE INS	1,928.00	178.67	542.85	1,385.15	28.16	467.31
100-5520-162 DISABILITY INS	2,277.00	.00	.00	2,277.00	.00	.00
100-5520-163 DENTAL INS	8,636.00	629.24	2,022.98	6,613.02	23.42	2,097.10
100-5520-250 PUBLIC NOTICES/ADS	500.00	.00	.00	500.00	.00	335.74
100-5520-289 GOLF COURSE MAINTENANCE	53,000.00	4,416.00	13,256.00	39,744.00	25.01	8,670.00
100-5520-290 OTHER CONTRACTUAL	184,371.00	.00	.00	184,371.00	.00	2,280.00
100-5520-310 OFFICE SUPPLIES & POSTAGE	750.00	27.00	122.05	627.95	16.27	408.50
100-5520-320 PUBLICATIONS, DUES & SUBSCRIPT	750.00	.00	300.00	450.00	40.00	480.00
100-5520-323 UNIFORMS & PROTECTIVE GEAR	6,400.00	849.26	2,304.43	4,095.57	36.01	2,275.40
100-5520-325 TRAINING & TRAVEL	9,075.00	85.90	2,145.20	6,929.80	23.64	1,119.32
100-5520-335 VEHICLE EXPENSE (G&O, REPAIRS)	5,000.00	.00	264.13	4,735.87	5.28	1,108.15
100-5520-340 OPERATING MATERIALS & SUPPLIES	22,000.00	1,383.95	2,105.08	19,894.92	9.57	3,682.33
100-5520-350 REPAIR & MAINT SUPPLIES	41,000.00	1,700.79	3,444.65	37,555.35	8.40	9,229.37
100-5520-355 EQUIPMENT EXPENSE	13,700.00	1,704.21	4,182.63	9,517.37	30.53	1,503.21
100-5520-360 BUILDING REPAIRS & MAINTENANCE	16,300.00	2,207.53	2,474.07	13,825.93	15.18	2,233.40
100-5520-365 UTIL (SHELTERS) & TELEPHONE	44,000.00	1,663.71	3,455.82	40,544.18	7.85	3,518.07
100-5520-397 GASOLINE/DIESEL FUEL	38,100.00	.00	742.07	37,357.93	1.95	6,569.33
100-5520-505 LEASE/RENTAL COSTS	500.00	182.57	182.57	317.43	36.51	.00
100-5520-570 IT OPERATING ISF ALLOCATION	56,517.00	4,644.58	14,715.74	41,801.26	26.04	11,503.74
100-5520-572 INSURANCE ISF ALLOCATION	31,930.00	2,660.83	7,982.49	23,947.51	25.00	7,821.99
100-5520-573 IT CAPITAL ISF ALLOCATION	3,045.00	253.75	761.25	2,283.75	25.00	693.75
TOTAL PARKS DEPARTMENT	1,413,067.00	83,817.89	248,287.82	1,164,779.18	17.57	228,982.43

**CITY OF FITCHBURG
EXPENDITURES WITH COMPARISON TO BUDGET
FOR THE 3 MONTHS ENDING MARCH 31, 2023**

GENERAL FUND

	BUDGET	PERIOD ACTUAL	YTD ACTUAL	UNEXPENDED	% OF BUDGET	PRIOR YTD
<u>RECREATION & LEISURE</u>						
100-5530-110 SALARIES & WAGES - RECREATION	136,647.00	10,380.81	28,414.06	108,232.94	20.79	26,264.81
100-5530-115 OVERTIME	2,200.00	.00	.00	2,200.00	.00	.00
100-5530-120 PT/LTE/SEASONAL WAGES	61,336.00	1,110.41	5,272.78	56,063.22	8.60	3,763.82
100-5530-131 FICA	15,362.00	804.57	2,401.72	12,960.28	15.63	2,161.37
100-5530-132 WRS	9,484.00	705.90	1,982.26	7,501.74	20.90	1,752.51
100-5530-135 LONGEVITY	630.00	.00	630.00	.00	100.00	585.00
100-5530-160 HEALTH INS	29,486.00	2,457.14	7,371.42	22,114.58	25.00	7,020.90
100-5530-161 LIFE INS	155.00	14.10	42.30	112.70	27.29	42.30
100-5530-162 DISABILITY INS	722.00	.00	.00	722.00	.00	.00
100-5530-163 DENTAL INS	1,813.00	143.92	431.76	1,381.24	23.81	431.76
100-5530-245 COMPUTER RELATED REP & MAINT	5,125.00	843.44	1,405.29	3,719.71	27.42	591.03
100-5530-290 OTHER CONTRACTUAL SERVICES	45,000.00	24,191.10	25,829.10	19,170.90	57.40	710.60
100-5530-310 OFFICE SUPPLIES & POSTAGE	275.00	.00	.00	275.00	.00	.00
100-5530-320 PUBLICATIONS, DUES & SUBSCRIPT	700.00	.00	721.00 (21.00)	103.00	691.00
100-5530-325 TRAINING & TRAVEL	1,300.00	80.00	856.00	444.00	65.85	534.00
100-5530-335 VEHICLE OPERATING EXPENSE	500.00	.00	.00	500.00	.00	70.72
100-5530-345 PUBLIC INFORMATION & EDUCATION	4,200.00	.00	.00	4,200.00	.00	1,050.00
100-5530-355 EQUIPMENT EXPENSE	250.00	.00	.00	250.00	.00	.00
100-5530-363 COMMUNICATIONS EXPENSE	.00	.00	.00	.00	.00	25.00
100-5530-387 RECREATION PROGRAMS EXPENSE	40,000.00	1,129.12	3,868.37	36,131.63	9.67	1,907.69
100-5530-397 GASOLINE/DIESEL FUEL	.00	.00	38.32 (38.32)	.00	.00
100-5530-570 IT OPERATING ISF ALLOCATION	18,205.00	1,517.08	4,551.24	13,653.76	25.00	3,920.01
100-5530-572 INSURANCE ISF ALLOCATION	7,155.00	596.25	1,788.75	5,366.25	25.00	1,745.01
100-5530-573 IT CAPITAL ISF ALLOCATION	775.00	64.58	193.74	581.26	25.00	206.25
TOTAL RECREATION & LEISURE	381,320.00	44,038.42	85,798.11	295,521.89	22.50	53,473.78

**CITY OF FITCHBURG
EXPENDITURES WITH COMPARISON TO BUDGET
FOR THE 3 MONTHS ENDING MARCH 31, 2023**

GENERAL FUND

	BUDGET	PERIOD ACTUAL	YTD ACTUAL	UNEXPENDED	% OF BUDGET	PRIOR YTD
<u>F.A.C.T - CABLE FUND EXPENSE</u>						
100-5570-110 SALARIES & WAGES - CABLE	243,768.00	18,472.88	50,477.09	193,290.91	20.71	.00
100-5570-120 PT/LTE/SEASONAL WAGES	8,418.00	405.89	1,039.09	7,378.91	12.34	.00
100-5570-131 FICA	19,333.00	1,324.71	3,624.49	15,708.51	18.75	.00
100-5570-132 WRS	16,613.00	1,256.16	3,482.79	13,130.21	20.96	.00
100-5570-135 LONGEVITY	540.00	.00	540.00	.00	100.00	.00
100-5570-160 HEALTH INS	62,885.00	4,203.96	12,611.88	50,273.12	20.06	.00
100-5570-161 LIFE INS	580.00	50.85	152.55	427.45	26.30	.00
100-5570-162 DISABILITY INS	1,149.00	.00	.00	1,149.00	.00	.00
100-5570-163 DENTAL INS	3,994.00	249.58	748.74	3,245.26	18.75	.00
100-5570-240 REPAIRS & MAINT - BY OTHERS	3,000.00	.00	.00	3,000.00	.00	.00
100-5570-245 COMPUTER RELATED REP & MAINT	10,290.00	.00	990.00	9,300.00	9.62	.00
100-5570-290 OTHER CONTRACTUAL SERVICES	1,130.00	74.09	153.30	976.70	13.57	.00
100-5570-310 OFFICE SUPPLIES & POSTAGE	300.00	.00	376.63	(76.63)	125.54	.00
100-5570-320 PUBLICATIONS, DUES & SUBSCRIPT	755.00	400.00	750.00	5.00	99.34	.00
100-5570-325 TRAINING & TRAVEL	3,500.00	.00	.00	3,500.00	.00	.00
100-5570-330 VEHICLE USE REIMBURSEMENT	100.00	.00	.00	100.00	.00	.00
100-5570-335 VEHICLE EXPENSE	2,500.00	.00	.00	2,500.00	.00	.00
100-5570-340 OPERATING MATERIALS & SUPPLIES	9,348.00	1,999.00	2,520.94	6,827.06	26.97	.00
100-5570-345 PUBLIC INFORMATION & EDUCATION	1,000.00	.00	.00	1,000.00	.00	.00
100-5570-350 REPAIRS & MAINT SUPPLIES	3,000.00	.00	713.34	2,286.66	23.78	.00
100-5570-397 GASOLINE/DIESEL FUEL	875.00	.00	.00	875.00	.00	.00
100-5570-570 IT OPERATING ISF ALLOCATION	28,035.00	2,336.25	7,008.75	21,026.25	25.00	.00
100-5570-572 INSURANCE ISF ALLOCATION	9,515.00	792.92	2,378.76	7,136.24	25.00	.00
100-5570-573 IT CAPITAL ISF ALLOCATION	9,475.00	789.58	2,368.74	7,106.26	25.00	.00
TOTAL F.A.C.T - CABLE FUND EXPENS	440,103.00	32,355.87	89,937.09	350,165.91	20.44	.00

**CITY OF FITCHBURG
EXPENDITURES WITH COMPARISON TO BUDGET
FOR THE 3 MONTHS ENDING MARCH 31, 2023**

GENERAL FUND

	BUDGET	PERIOD ACTUAL	YTD ACTUAL	UNEXPENDED	% OF BUDGET	PRIOR YTD
ZONING & PLANNING						
100-5630-110 SALARIES & WAGES - PLANNING	261,119.00	19,625.72	53,741.04	207,377.96	20.58	43,250.17
100-5630-115 OVERTIME	6,104.00	.00	.00	6,104.00	.00	773.11
100-5630-120 PT/LTE/SEASONAL WAGES	11,675.00	.00	.00	11,675.00	.00	.00
100-5630-131 FICA	21,336.00	1,452.04	3,963.20	17,372.80	18.58	3,340.69
100-5630-132 WRS	18,171.00	1,334.56	3,668.46	14,502.54	20.19	2,850.87
100-5630-135 LONGEVITY	.00	.00	.00	.00	.00	405.00
100-5630-140 PER DIEMS - COMMISSIONS & BDS	4,090.00	.00	.00	4,090.00	.00	.00
100-5630-160 HEALTH INS	17,048.00	3,167.46	9,502.38	7,545.62	55.74	4,734.31
100-5630-161 LIFE INS	406.00	36.00	108.00	298.00	26.60	54.51
100-5630-162 DISABILITY INS	1,065.00	.00	.00	1,065.00	.00	.00
100-5630-163 DENTAL INS	964.00	182.18	546.54	417.46	56.70	267.34
100-5630-210 PROFESSIONAL SERVICES	4,200.00	.00	.00	4,200.00	.00	.00
100-5630-250 PUBLIC NOTICES/ADS	4,300.00	.00	426.05	3,873.95	9.91	621.06
100-5630-310 OFFICE SUPPLIES & POSTAGE	1,600.00	68.40	117.94	1,482.06	7.37	193.45
100-5630-320 PUBLICATIONS, DUES & SUBSCRIPT	2,285.00	.00	783.00	1,502.00	34.27	403.00
100-5630-325 TRAINING & TRAVEL	7,030.00	15.00	15.00	7,015.00	.21	.00
100-5630-330 VEHICLE USE REIMBURSEMENT	930.00	.00	.00	930.00	.00	.00
100-5630-340 OPERATING MATERIALS & SUPPLIES	250.00	.00	.00	250.00	.00	.00
100-5630-345 PUBLIC INFORMATION & EDUCATION	400.00	.00	.00	400.00	.00	.00
100-5630-570 IT OPERATING ISF ALLOCATION	27,180.00	2,265.00	6,795.00	20,385.00	25.00	5,702.49
100-5630-572 INSURANCE ISF ALLOCATION	2,775.00	231.25	693.75	2,081.25	25.00	707.49
100-5630-573 IT CAPITAL ISF ALLOCATION	1,035.00	86.25	258.75	776.25	25.00	275.01
TOTAL ZONING & PLANNING	393,963.00	28,463.86	80,619.11	313,343.89	20.46	63,578.50

**CITY OF FITCHBURG
EXPENDITURES WITH COMPARISON TO BUDGET
FOR THE 3 MONTHS ENDING MARCH 31, 2023**

GENERAL FUND

	BUDGET	PERIOD ACTUAL	YTD ACTUAL	UNEXPENDED	% OF BUDGET	PRIOR YTD
<u>ECONOMIC DEVELOPMENT</u>						
100-5670-110 SALARIES & WAGES - EDC	222,163.00	15,923.05	44,191.25	177,971.75	19.89	42,877.75
100-5670-131 FICA	17,174.00	1,257.44	3,620.91	13,553.09	21.08	3,239.92
100-5670-132 WRS	15,266.00	1,082.96	3,176.80	12,089.20	20.81	2,923.81
100-5670-135 LONGEVITY	2,340.00	.00	2,340.00	.00	100.00	2,250.00
100-5670-140 PER DIEMS - ECON DEV COMM	1,080.00	.00	.00	1,080.00	.00	.00
100-5670-160 HEALTH INS	29,486.00	2,336.76	7,180.29	22,305.71	24.35	6,950.24
100-5670-161 LIFE INS	1,320.00	94.99	289.23	1,030.77	21.91	283.29
100-5670-162 DISABILITY INS	800.00	.00	.00	800.00	.00	.00
100-5670-163 DENTAL INS	1,813.00	136.90	420.93	1,392.07	23.22	427.77
100-5670-245 COMPUTER RELATED REP & MAINT	960.00	.00	960.00	.00	100.00	960.00
100-5670-310 OFFICE SUPPLIES & POSTAGE	1,350.00	22.67	23.24	1,326.76	1.72	.00
100-5670-320 PUBLICATIONS, DUES & SUBSCRIPT	1,935.00	.00	1,145.00	790.00	59.17	995.00
100-5670-325 TRAINING & TRAVEL	1,290.00	29.00	518.00	772.00	40.16	469.00
100-5670-330 VEHICLE USE REIMBURSEMENT	720.00	79.91	79.91	640.09	11.10	.00
100-5670-340 OPERATING MATERIALS & SUPPLIES	500.00	.00	.00	500.00	.00	.00
100-5670-345 PUBLIC INFORMATION & EDUCATION	2,377.00	.00	.00	2,377.00	.00	.00
100-5670-363 COMMUNICATIONS EXPENSE	325.00	.00	.00	325.00	.00	.00
100-5670-570 IT OPERATING ISF ALLOCATION	15,915.00	1,326.25	3,978.75	11,936.25	25.00	3,293.76
100-5670-572 INSURANCE ISF ALLOCATION	7,745.00	645.42	1,936.26	5,808.74	25.00	1,997.49
100-5670-573 IT CAPITAL ISF ALLOCATION	515.00	42.92	128.76	386.24	25.00	137.49
TOTAL ECONOMIC DEVELOPMENT	325,074.00	22,978.27	69,989.33	255,084.67	21.53	66,805.52
<u>TRANSFERS TO OTHER FUNDS</u>						
100-5920-951 TRANSFER TO CAP PROJ - EQUIP	1,070,849.00	.00	.00	1,070,849.00	.00	.00
TOTAL TRANSFERS TO OTHER FUND	1,070,849.00	.00	.00	1,070,849.00	.00	.00
TOTAL FUND EXPENDITURES	27,434,251.00	1,842,098.28	5,481,987.85	21,952,263.15	19.98	5,108,275.71
NET REVENUE OVER EXPENDITURES	.00	(1,139,034.31)	15,644,162.62	(15,644,162.62)	.00	14,940,166.23

CITY OF FITCHBURG

BALANCE SHEET

MARCH 31, 2023

FUND 100 - GENERAL FUND

ASSETS

100-11100	CASH	(47,091,542.11)
100-11210	CASH HELD BY MCF - ENDOWMENT	71,232.74
100-11300	INVESTMENTS - LGIP #1	52,896,658.00
100-11310	PARK BANK MMKT	5,472,968.81
100-11311	PARK BANK TAX ACCT	16.82
100-11335	WI BANK & TR - CERT OF DEPOSIT	241,213.69
100-11340	HEARTLAND/DANE CTY CR UNION	5.52
100-11345	HEARTLAND/DCCU CERT OF DEP	248,322.07
100-11355	FIRST BUS BANK - CERT OF DEP	248,857.33
100-11370	OAK BANK MMKT	239,313.25
100-11375	OAK BANK - CERTIFICATES OF DEP	250,099.14
100-11380	SUMMIT CR UNION	.70
100-11385	SUMMIT CR UNION - CERT OF DEP	245,000.00
100-11425	STARION BANK - CERT OF DEP	242,580.16
100-11435	BANK OF SUN PRAIRIE - CERT DEP	245,857.50
100-11445	CAPITOL BANK - CERT OF DEP	225,000.00
100-11515	WISC/PMA CMS	509,325.81
100-11516	WISC/PMA IS	908,655.46
100-11520	WISC/PMA - CD	2,712,899.72
100-11521	WISC/PMA - TREASURY BOND/NOTE	2,748,644.35
100-11522	WISC/PMA - EXTENDED TERM DUR	233,275.00
100-11601	MSSB/WISC EOY MARKET ADJ	(193,073.47)
100-11800	PETTY CASH	550.00
100-12100	TAXES RECEIVABLE	8,375,738.27
100-12320	DELINQ PERS PROP TAX RECEIVABL	237,829.84
100-12640	DELINQUENT S/A	102,925.50
100-13100	MISCELLANEOUS A/R	13,154.23
100-13101	BILLABLE AR	23,083.63
100-13200	CUSTOMER A/R MODULE	196,838.03
100-13300	ACCRUED INTEREST RECEIVABLE	2,675.83
100-13400	A/R LICENSING	275.00
100-13800	MUNI COURT ACCTS RECEIVABLE	2,055,115.76
100-13808	ACCTS REC - FIRE EE PREMIUMS	1,454.88
100-13810	ACCTS REC - UTILITY DISTRICT	798,529.00
100-13814	UNAPPLIED ACCTS RECEIVABLE	806.12
100-13900	ALLOW FOR UNCOLL MUNI COURT	(1,941,590.73)
100-13905	ALLOWANCE FOR DELINQ PP TAX	(194,492.94)
100-13910	ALLOWANCE FOR UNCOLL AR	(11,435.00)
100-13915	ALLOWANCE FOR UNCOLL BILLED AR	(74,418.81)
100-14200	DUE FROM ST OF WI-CHARGEBACKS	104.83
100-14300	DUE FROM CTY - CHARGEBACKS	90.71
100-14601	DUE FROM VASD - CHGBACKS	103.67
100-14602	DUE FROM OREGON SD -CHARGEBACK	26.88
100-14603	DUE FROM MM SCHOOL-CHARGEBACK	56.72
100-14650	DUE FROM MATC-CHARGEBACK	25.28
100-15230	DUE FROM TID CLOSURE FUND	161,035.00
100-15409	DUE FROM TIF #9	330,000.00
100-15410	DUE FROM TIF #10	820,000.00
100-15411	DUE FROM TIF #11	35,000.00
100-15414	DUE FROM TIF #14	35,000.00
100-15415	DUE FROM TIF #15	1,000.00
100-17220	LAND CONTR REC - SERENITY CLUB	18,277.15

TOTAL ASSETS

31,443,069.34

CITY OF FITCHBURG

BALANCE SHEET

MARCH 31, 2023

FUND 100 - GENERAL FUND

LIABILITIES AND EQUITY

LIABILITIES

100-21122	VOUCHERS PAYABLE	2,639.67
100-21124	PCARD PAYABLE	180,588.00
100-21127	CUST DEPOSIT PAYABLE	10,261.06
100-21511	FICA TAXES PAYABLE	(34.89)
100-21514	MEDICARE FICA	(23.51)
100-21541	UNITED WAY CONTRIBUTIONS W/H	792.50
100-21570	MEDICAL/DEPEND FSA	3,323.43
100-21571	DEPENDENT CARE FSA - OLD	4,391.59
100-21572	SUP ACCIDENT INS PAYABLE	290.74
100-21710	RETIREMENT PREMIUMS PAYABLE	192,165.77
100-21720	DEFERRED COMPENSATION PAYABLE	29.31
100-21730	HEALTH INS PREMIUMS PAYABLE	(251,435.85)
100-21740	DENTAL INS PREMIUMS PAYABLE	(16,556.01)
100-21750	LIFE INS PREMIUMS PAYABLE (BA)	(6,949.88)
100-21770	SUPP LIFE INS PREMIUMS PAYABLE	(290.74)
100-21780	VISION PAYABLE	(261.58)
100-23166	DEPOSIT-H&M DISTRIBUTING CO	5,000.00
100-23167	HOLDING TANK DEPOSITS	1,000.00
100-23170	DEPOSITS BY DEVELOPERS	637,415.70
100-24211	DUE TO STATE-SALES TAX PAYABLE	941.00
100-24311	DUE TO COUNTY (NON-TAX OR LIC)	2,325.50
100-24330	DUE COUNTY FOR DOG LICENSES	11,089.00
100-24400	DUE TO OTHER MUNIC (WHEN PAID)	9,266.52
100-24621	DUE OREGON FOR MH FEES	792.38
100-26101	LAND CONTRACT-UNAVAIL DEF INF	18,277.15

TOTAL LIABILITIES

805,036.86

FUND EQUITY

100-34130	NONSPENDABLE FB - LT ADVANCES	1,221,000.00
100-34134	NONSPENDABLE FB - PREPAIDS	329,201.14
100-34135	NONSPENDABLE FB - DELINQ SA	5,935.15
100-34136	NONSPENDABLE FB - DELINQ PP	5,199.96
100-34201	ASSIGNED FB- EE RETIRE RESERVE	2,214,204.60
100-34202	ASSIGNED FB - APPLIED FUT BUD	2,819,342.00
100-34203	ASSIGNED FB - PILOT	713,921.00
100-34204	ASSIGNED FB - FY SHARED REV	705,249.00
100-34300	UNASSIGNED (DEFICIT) FB	6,908,584.27
100-34400	RESTRICTED FB - MCF ENDOWMENT	71,232.74

UNAPPROPRIATED FUND BALANCE:

REVENUE OVER EXPENDITURES - YTD

15,644,162.62

BALANCE - CURRENT DATE

15,644,162.62

TOTAL FUND EQUITY

30,638,032.48

TOTAL LIABILITIES AND EQUITY

31,443,069.34